



2022 FIRST SEMESTER
RPMES
REPORT



Cagayan Valley Region

© 2022 by the National Economic and Development Authority Region 2

All rights reserved.

Any part of this publication may be used and reproduced provided, proper acknowledgement is made.

CY 2022 First Semester RPMES Report

Published by:

Project Monitoring and Evaluation Division
National Economic and Development Authority Region 2
Regional Government Center, Carig Sur, Tuguegarao City
Cagayan 3500 Philippines
Tel: (+78) 304 1243/9300
E-mail: nro2@neda.gov.ph , nro2.pmed@gmail.com

Printed in the Philippines



Table of Contents

List of Tables	i
List of Figures.....	i
List of Annexes	i
Executive Summary	ii
I. Official Development Assistance-Funded Programs and Projects	
1. Philippine Rural Development Project	1
2. Forestland Management Project.....	4
3. Chico River Pump Irrigation Project	7
4. Quirino Integrated Rural Development Project Phase 2	9
5. Government Assistance to Students and Teachers in Private Education (GASTPE) Program	11
II. Locally-Funded Programs and Projects	
1. Agriculture Development	13
1.1. Dibulan River Irrigation Project.....	13
1.2. Nassiping Pump Irrigation Project.....	15
1.3. Tumauni River Multi-Purpose Project.....	17
2. Social Reform and Community Development.....	19
2.1. Pantawid Pamilyang Pilipino Program	19
2.2. Sustainable Livelihood Program/Livelihood Assistance Grant	22
2.3. Social Pension Program.....	24
2.4. Supplementary Feeding Program	26
2.5. Assistance to Municipalities Program	28
2.6. Sagana at Ligtas na Tubig para sa Lahat.....	32
3. Environmental Development.....	35
3.1 Enhanced National Greening Program	35
4. Infrastructure Development.....	37
4.1. DOT-DPWH Convergence Program	37
4.2. DTI-DPWH Convergence (ROLL-IT).....	38
4.3. Camalaniugan Bridge Project.....	39
4.4. Bambang By-pass Road	40
4.5. Amulung Bridge Project	41
4.6. Bayombong-Solano By-pass Road.....	42
4.7. Cagayan Special Economic Zone and Freeport Development Projects	43
4.8. Health Facility Enhancement Program	47

5. Rehabilitation and Recovery Projects	52
6. Peace, Security, and Development.....	54
6.1. Payapa at Masaganang Pamayanan.....	54
6.2. Enhanced Comprehensive Local Integration Program.....	55
III. Provincial Governments' Major Programs and Projects	
1. Provincial Government of Batanes.....	57
2. Provincial Government of Isabela.....	62
3. Provincial Government of Nueva Vizcaya.....	63
<i>WAYS FORWARD</i>	66

LIST OF TABLES

Table 1. Status of Programs and Projects, as of June 30, 2022	iii
Table 2. FMP Financial and Physical Accomplishment, as of June 30, 2022	5
Table 3. QIRDP Phase 2 Financial and Physical Accomplishment, as of June 30, 2022	9
Table 4. DIRIP Physical Accomplishment, as of June 30, 2022	13
Table 5. NPIP Physical Accomplishment, as of June 30, 2022	15
Table 6. NPIP Completed Components, CY 2022 POW	15
Table 7. TRMP Physical Accomplishment, as of June 30, 2022	18
Table 8. Social Pension (2022), By Province	24
Table 9. AM Projects per Province/Project Type, CY 2019 and 2020	29
Table 10. Status of SALINTUBIG Projects, by Municipality, as of June 30, 2022	32
Table 11. Seedling Production, by Province, as of June 30, 2022	35
Table 12. Maintenance and Protection of Established Plantation, as of June 30, 2022	35
Table 13. DOT-DPWH Convergence Program Accomplishment, CY 2021-2022, as of June 30, 2022	37
Table 14. DTI-DPWH Convergence (ROLL-IT) Program Accomplishment, CY 2021-2022, as of June 30, 2022	38
Table 15. Camalaniugan Bridge Project Financial and Physical Accomplishment, as of June 30, 2022	39
Table 16. Bambang By-pass Road Project Financial and Physical Accomplishment, as of June 30, 2022	40
Table 17. Amulung Bridge Project Financial and Physical Accomplishment, as of July 30, 2022	41
Table 18. Bayombong-Solano By-pass Road Project Financial and Physical Accomplishment, as of June 30, 2022	42
Table 19. Status of CSEZFP Development Projects	43
Table 20. Status of HFEP Projects, CY 2017-2021	48
Table 21. Number of Health Facilities Funded from 2017-2021	50
Table 22. Number of Health Facilities Implemented per Province	50
Table 23. Summary of Physical Accomplishment, by Disaster and Province/Agency, CY 2018-2020	52
Table 24. Status of Projects, by Province, as of June 30, 2022	57
Table 25. Status of Projects in Batanes, by Implementing Agency, as of June 30, 2022	58
Table 26. Delayed Projects in Batanes (>10 negative slippage points), as of June 30, 2022	60
Table 27. Status of Projects in Isabela, by Fund Source, as of June 30, 2022	62
Table 28. Status of Projects in Nueva Vizcaya, by Fund Source, as of June 30, 2022	63
Table 29. Delayed Projects in Nueva Vizcaya (>15 negative slippage points), as of June 30, 2022	65

LIST OF FIGURES

Figure 1. Distribution of Programs and Projects,	ii
Figure 2. Distribution of Programs and Projects,	ii
Figure 3. Status of PRDP-IBUILD Subprojects, by Financing, as of June 2022	1
Figure 4. Number of I-REAP Subprojects, by Province, as of June 2022	2
Figure 5. Utilization Rate, CY 2021, by Component	5
Figure 6. Completed Project Components of the CRPIP, as of June 2022	7
Figure 7. Number of Assisted Junior and Senior High School Learners, SY 2021 to 2022	11
Figure 8. Releases vs Disbursements (PHP Million), CY 2022, as of June 30, 2022	20
Figure 9. 11th Cycle SFP Beneficiaries	26
Figure 10. Fund Allocation of AM Projects for CY 2019 and 2020, per Project Type	28
Figure 11. Fund Allocation of AM Projects for CY 2019 and 2020, per Province	29
Figure 12. Status of HFEP Projects, CY 2017-2021	47

LIST OF ANNEXES

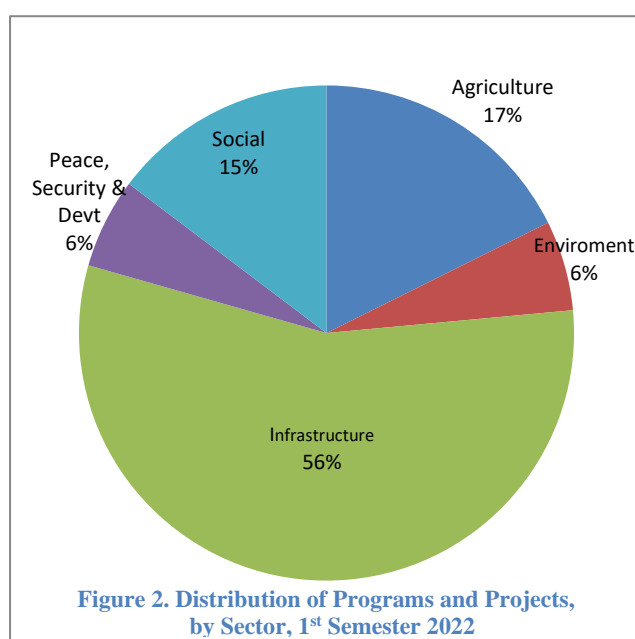
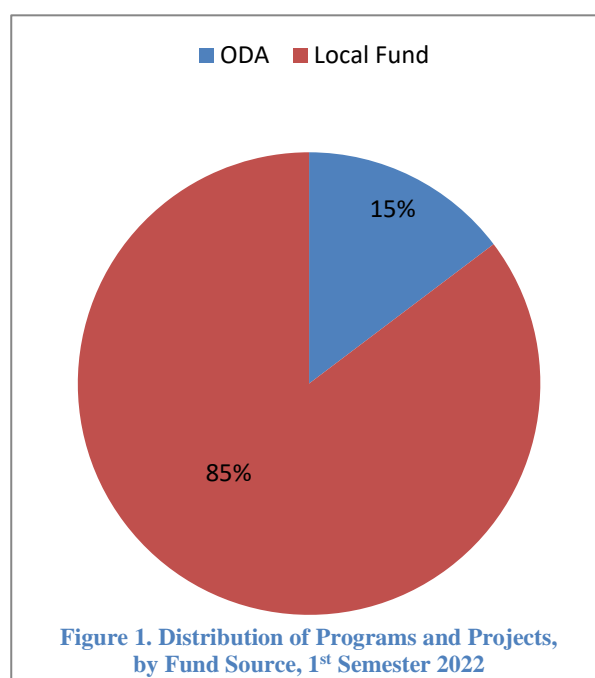
Annex A Project Description
Annex B RPMES Forms
Annex C RPMES in Geospatial Platform

EXECUTIVE SUMMARY

The First Semester CY 2022 Regional Project Monitoring and Evaluation System (RPMEs) Report presents the profile and status of 34 major programs and projects that are being implemented in the region by the regional line agencies (RLAs) and local government units (LGUs) through the Official Development Assistance (ODA) and/or local fund under the General Appropriations Act (GAA). The presentation of the status of programs and projects are classified into three categories specifically: ahead of schedule, on track and behind schedule. The programs and projects in this report are also presented by fund source and by sector.

There are five ODA-funded programs and projects costing PHP9.76 billion and 29 GAA-funded projects costing PHP30.45 billion with a total cost amounting to PHP40.21 billion.

By sector, the Infrastructure has the most number of programs and projects (19 projects) with an investment requirement amounting to PHP12.14 billion, followed by the Agriculture sector (six projects) with total allocation amounting to PHP18.81 billion, Social sector with PHP9.15 billion (five programs). Environment sector with PHP116.52 million for two programs, and PHP1.94 million for Peace and Security sector (two projects). Figure 2 shows the distribution of programs and projects by sector.



As of the reporting period, 11 programs/projects were ahead of schedule, 11 were on track, and 12 were behind schedule. Table 1 shows the summary of programs and projects by fund source and implementing agency.

Table 1. Status of Programs and Projects, as of June 30, 2022

Status	Programs/Projects		Project Cost (PHP Million)	Fund Source	Implementing Agency
Ahead of Schedule	1	Chico River Pump Irrigation Project	4,497.07	ODA - China EXIM Bank	NIA-CRPIP-PMO
	2	Dibuluan Irrigation Project	827.86	Local Fund	NIA
	3	Nassiping Pump Irrigation Project	535.36	Local Fund	NIA
	4	Enhanced National Greening Program	34.84	Local Fund	DENR
	5	Bambang By-pass Road	208.55	Local Fund	DPWH
	6	Supplementary Feeding Program	165.08	Local Fund	DSWD
	7	Rehabilitation and Recovery Projects	847.03	Local Fund	OCD
	8	Health Facilities Enhancement Program (HFEP)	1,206.43	Local Fund	DOH
	9	Construction of CEZA Corporate Center	120.00	Local Fund	CEZA
	10	Construction of CEZA 3-hole Driving Range	74.00	Local Fund	CEZA
	11	CEZA Site Development Works	175.00	Local Fund	CEZA
On Track	12	Philippine Rural Development Project (PRDP)	3,891.16	ODA-WB with Local Fund	DA
	13	Government Assistance to Students and Teachers in Private Education (GASTPE)	815.65	ODA-ADB	DepEd
	14	Construction of Sanitary Landfill*	17.00	Local Fund	CEZA
	15	Re-construction of San Vicente Causeway & Wharf*	155.00	Local Fund	CEZA
	16	Construction of CEZA Commercial Center*	300.00	Local Fund	CEZA
	17	Construction of Seawall*	100.00	Local Fund	CEZA
	18	Construction of CEZA Palarca Road*	10.76	Local Fund	CEZA
	19	Enhanced Comprehensive Local Integration Program (E-CLIP)	1.64	Local Fund	DILG
	20	Payapa at Masaganang Pamayanan (PAMANA)-2022	0.30	Local Fund	PHIC
	21	Assistance to Municipalities	2,516.69	Local Fund	DILG
	22	Sagana at Ligtas na Tubig Para sa Lahat	175.44	Local Fund	DILG
Behind Schedule	23	Port Irene Development	1,104.08	Local Fund	CEZA
	24	Forestland Management Project	81.68	ODA-JICA	DENR
	25	Quirino Integrated Rural Development Project Phase II	479.39	ODA-KOICA	PLGU Quirino
	26	Tumauni River Multipurpose Project (Preliminary Activities)	8,576.67	Local Fund	NIA
	27	DOT-DPWH Convergence Program 2021-2022	1,415.93	Local Fund	DPWH
	28	DTI-DPWH Convergence Program	2,145.28	Local Fund	DPWH
	29	Camalaniugan Bridge Project	805.53	Local Fund	DPWH
	30	Amulung Bridge Project	705.45	Local Fund	DPWH
	31	Bayombong-Solano By-pass Road	55.00	Local Fund	DPWH
	32	Pantawid Pamilyang Pilipino Program (4Ps)	5,209.73	Local Fund	DSWD
	33	Sustainable Livelihood Program (SLP) – 2022	202.55	Local Fund	DSWD
	34	Social Pension Program	2,756.78	Local Fund	DSWD
Total Project Cost			40,212.94		

* - completed projects

Note: The list of programs/projects includes only those submitted within the cut-off date.

Programs and projects that were behind schedule attributed the delay to project site issues, inclement weather, travel ban/restriction due to COVID-19 pandemic, and variation orders. Some projects also experienced contractor-related problems, such as bankruptcy of contractor, lack of interested contractors, inadequacy of manpower and equipment, and the difficulty in transporting construction materials particularly in the province of Batanes.

During the period, field monitoring visits were conducted at CEZA Development Projects, Camalaniugan and Amulung Bridge Project, Cagayan River Dredging Sites and the Chico River Pump Irrigation Project on May 17-19, 2022 to validate the reported accomplishments and facilitate their completion. Problem-solving sessions were conducted in each of the 11 projects visited during the 3-day RPMC inter-agency monitoring visit. A follow-up Project Facilitation Session was likewise conducted on June 20, 2022 to further resolve the issues and concerns raised during the field monitoring visits particularly on the issues on payment of ROW claims and other concerns on the dredging operations in Lal-lo and Gattaran, Cagayan.

At the sub-regional level, several programs and projects were also implemented to push the development agenda of the provinces in the region.

The status of each program and project, together with the observations and recommendations on their implementation, is discussed in the succeeding sections of this report. More details of the programs and projects are presented in the annexes.

Highlights of Programs and Projects

I. Official Development Assistance-Funded Programs and Projects

1. Philippine Rural Development Project

a. PROJECT PROFILE

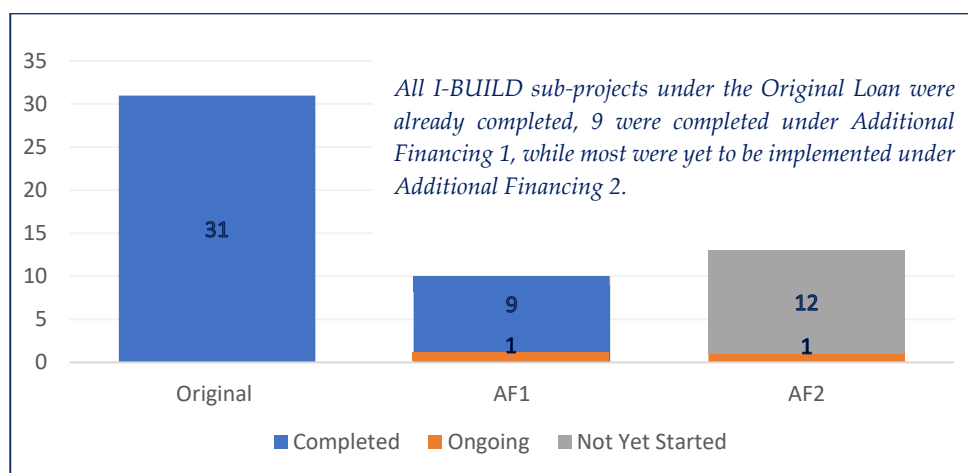
Location	: Regionwide
Implementing Agency	: Department of Agriculture
Project Cost	: PHP3.89 Billion (I-BUILD and I-REAP only)
Fund Source	: ODA-WB and GOP (NG and LGUs)
Implementation Period	: CY 2014 – CY 2024

b. IMPLEMENTATION STATUS

The Philippine Rural Development Project (PRDP) in the region was on track as the first semester ended. The Intensified Building-Up of Infrastructure and Logistics for Development (I-BUILD) component consisting of 54 projects registered an overall physical accomplishment of 66.46 percent with the inclusion of 13 newly approved sub-projects under Additional Financing 2.

As for the Investment in Rural Enterprises and Agriculture and Fisheries Productivity (I-REAP) component, overall physical status of 57 projects was recorded at 98.25 percent. The Regional Project Advisory Board (RPAB) canceled the implementation of the Beef Cattle Production and Marketing Enterprise in Batanes following the recommendation of the Ivana Payaman Cattle Raisers Association through the Provincial Government of Batanes. The association observed an abrupt decrease in cattle population in their area, finding it difficult for them to meet the daily needs as stipulated in the business plan. The association also availed of livelihood assistance on cattle production under the Typhoon Ferdie Rehabilitation Program which require a lesser number of heads of cattle.

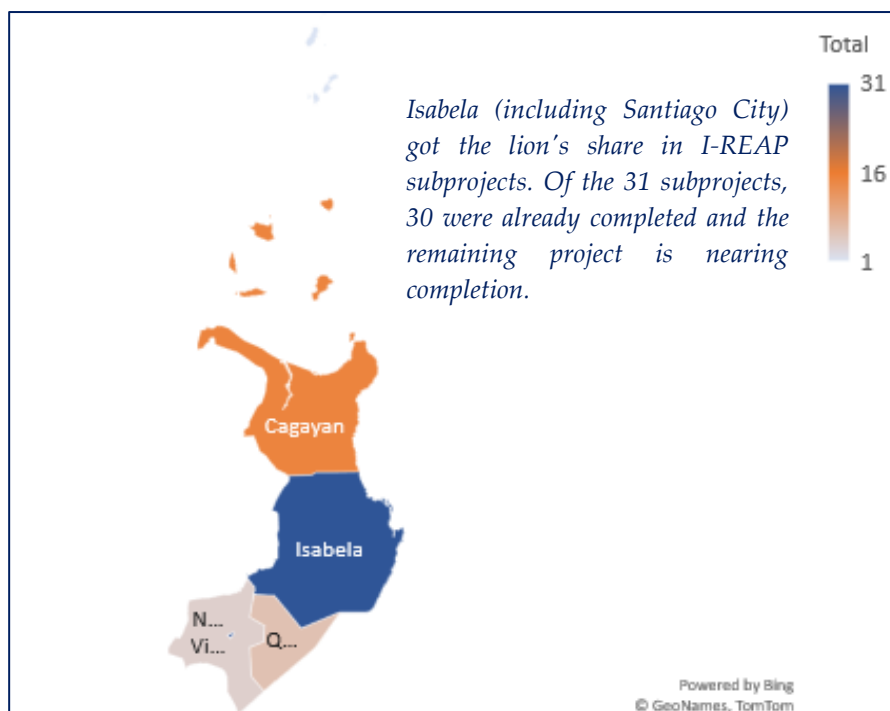
Figure 3. Status of PRDP-IBUILD Subprojects, by Financing, as of June 2022



On the I-REAP component, the Aritao Tomato Processing and Marketing Enterprise which will benefit members of the Federation of Aritao Rural Improvement Club in Nueva Vizcaya was completed during the semester.

Completed sub-projects have already reached 54 while three are on-going as of June 2022. Deliveries of goods and items are the remaining activities for the three on-going sub-projects.

Figure 4. Number of I-REAP Subprojects, by Province, as of June 2022




c. OBSERVATIONS

- Difficulty of LGUs in preparing project proposals.
- Insufficient equipment deployed by the contractor is noted to be the primary cause of delay in the implementation of projects such as the Rehabilitation of Tiblac-Duli FMR

d. RECOMMENDATIONS

- The DA to remind the contractor on guidelines concerning contracts with negative slippage including consequences, in accordance with the IRR of R.A. 9184.
- The DA should encourage LGUs in the region to submit project proposals and take advantage of the PRDP.
- The DA should provide technical assistance to local government units along project packaging.
- The DA should sustain effective coordination with the implementing units to ensure smooth implementation of subprojects.



Some of the materials and equipment at the Tomato Processing and Marketing Enterprise in Aritao, Nueva Vizcaya.

2. Forestland Management Project

a. PROJECT PROFILE

Location	: Provinces of Quirino and Nueva Vizcaya
Implementing Agency	: Department of Environment and Natural Resources
Project Cost	: PHP81.66 Million (CY 2022)
Fund Source	: ODA-JICA
Implementation Period	: November 23, 2012- November 23, 2022

b. IMPLEMENTATION STATUS

The Forestland Management Project (FMP) recorded a 97.62 percent accomplishment as of the reporting period. Community organizing overshoots its target for the semester with 91 trainings as against the 90 targeted trainings.



Photo courtesy of DENR



Training of Peoples Organization on maintenance and protection of plantations and financial viability

The site development involves maintenance and protection of the 126 hectares of established agroforestry achieved a 100 percent physical accomplishment. Among the activities undertaken are weeding and establishment of fire lines.



Photo courtesy of DENR

The Agroforestry Support Facilities (ASF) recorded an 89.44 percent accomplishment. Of the seven remaining projects, three are completed and for turn-over, while two are for final inspection and two are still on-going. For the Policy Initiative, the targeted two capacity buildings for the Formulation of Watershed Management Plan were implemented.

Other activities under this component were scheduled in the second semester of 2022. The project management achieved a 97.53 percent accomplishment. It was able to hire 79 of 81 needed personnel this semester. This workforce was able to conduct monitoring and evaluation activities to ASF and agroforestry areas.

The overall fund utilization rate for the semester is only 21 percent. No reported disbursement for site development and policy initiative. Community organizing reported seven percent, ASF had 21 percent and project management reported 30 percent.



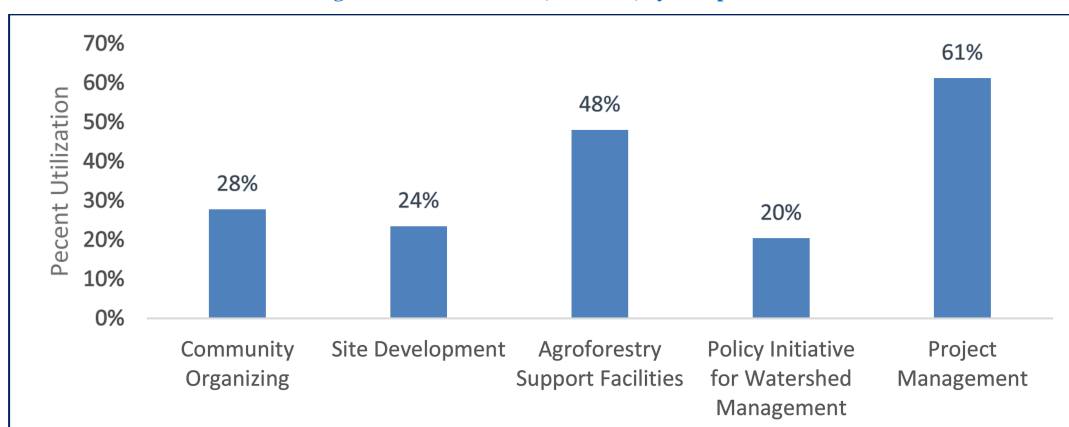
Inspection and monitoring of ASF- concreting of Pangawan access road in Quirino

Table 2. FMP Financial and Physical Accomplishment, as of June 30, 2022

Components	Allocation (PHP)	Fund Utilization (%)	Target (%)	Accomplishment (%)	Slippage
1. Community Organizing	3,480,000.00	7	100.00	101.11	1.11
2. Site Development	10,809,628.00	0	100.00	100.00	-
3. Agroforestry Support Facilities (ASF)	37,144,456.00	21	100.00	89.44	-10.56
4. Policy Initiative for Watershed Management	1,305,000.00	0	100.00	100.00	-
5. Project Management	28,936,838.00	30	100.00	97.53	-2.47
Total	81,675,922.00	21	100.00	97.62	-2.38

The FMP is utilizing the CY 2021 continuing funds for the five components. An allocation of PHP3.878 million as continuing fund recorded a utilization rate of 36 percent by the end of first semester under review. Below is the utilization rate of the CY 2021 continuing fund by FMP components.

Figure 5. Utilization Rate, CY 2021, by Component



c. **OBSERVATIONS**

- Fund utilization rate is low and no disbursement for other components. The physical accomplishment does not correspond with the financial accomplishment. The DENR reported that billings were processed in June 2022, thus payments were made the following month which is no longer covered within the reporting period.
- The low utilization of CY 2022 fund is attributed to the utilization of CY 2021 continuing fund as reported by the DENR.

d. **RECOMMENDATIONS**

- Ensure efficient financial management to improve fund utilization rate. It is important to assess and ensure that funds earmarked for each component should correspond with the physical accomplishment.
- The billing process should be reviewed to fast-track disbursement or payment.

3. Chico River Pump Irrigation Project

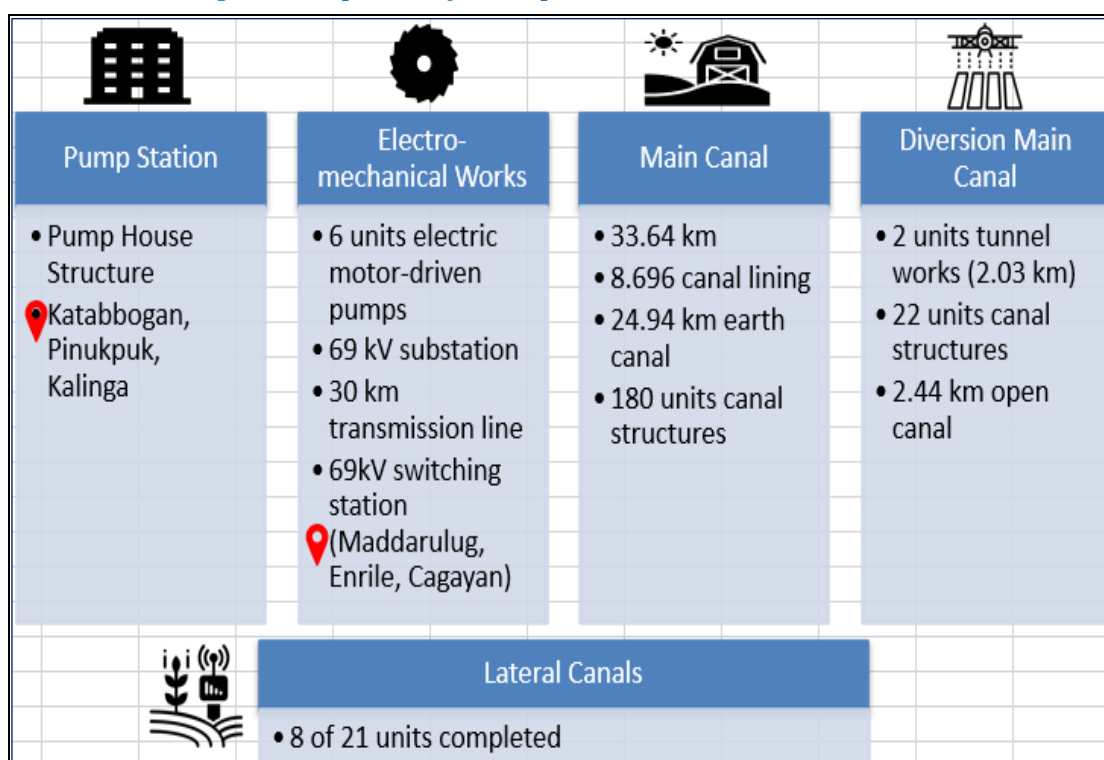
a. PROJECT PROFILE

Location	: Tuao and Piat, Cagayan and Pinukpuk, Kalinga
Implementing Agency	: National Irrigation Administration – Chico River Pump Irrigation Project (CRPIP) - Project Management Office (PMO)
Project Cost	: PHP4.372 Billion (Original) : PHP4.497 Billion (Revised)
Fund Source	: ODA (Loan) - China EXIM Bank
Implementation Period	: CY 2018-2022

b. IMPLEMENTATION STATUS

The Chico River Pump Irrigation Project recorded 87.64 percent physical accomplishment, which is 2.78 percentage points ahead of its physical target. Completed project components are shown in the figure below:

Figure 6. Completed Project Components of the CRPIP, as of June 2022



With the completion of major components, the project was inaugurated on June 25, 2022. Partial operation of the irrigation facility is scheduled on the third quarter of the current year and will irrigate an initial 1,089 hectares benefitting five Irrigators Associations.

Various capacity building activities were carried out by the CRPIP-PMO as it transitions to the operation and maintenance phase of the project. A four-day System Management Training – Training of Trainers was held on May 31 to June 3, 2022 wherein participants formulated the System Management Plan to be used for the operation and maintenance of the project. The participants are also expected to cascade their learning to 13 irrigators associations.

The Electro-Mechanical and Equipment Section also participated in the Equipment Training on March 3, 2022 that provided concerned personnel with technical excellence and necessary knowledge in the operation and maintenance of the irrigation pump facility.

c. OBSERVATIONS

- Payment of right-of-way in Cagayan area is still on-going pending the submission of required documents from claimants.
- Consultation and coordination with relevant stakeholders are constantly being undertaken to address issues and concerns in the implementation of the project.
- The CRPIP-PMO's request for additional project scope, increase in cost, and 481 days extension for project implementation was approved.

d. RECOMMENDATIONS

- The PMO should facilitate and fast track the payment of right-of-way claims. In cases wherein claimants fail to submit documents, strictly follow provisions of RA 10752 and its IRR.
- The PMO should sustain its preparation and coordination efforts for the smooth transition to the operation and maintenance phase of the project.
- The PMO should facilitate the procurement of the additional project scope.
- Whenever necessary, PMO should regularly report project implementation issues and concerns to the RPMC for the conduct of problem-solving sessions to facilitate project implementation.

4. Quirino Integrated Rural Development Project Phase 2

a. Project Profile

Locations	: Municipalities of Cabarroguis, Diffun, and Aglipay in the Province of Quirino
Implementing Agency	: Provincial Government of Quirino
Project Cost	: PHP479.39 Million (or US\$ 9.5 Million)
Fund Source	: ODA-KOICA - PHP425.21 Million PLGU Quirino - PHP54.18 Million
Implementation Period	: January 2018 to December 2022

b. Implementation Status

The four components namely, Agroforestry, Cattle Production, Value Chain Formation, and Project Management, recorded an over-all accomplishment rate of 83.68 percent as the semester ended, as shown in the table below.

Table 3. QIRDP Phase 2 Financial and Physical Accomplishment, as of June 30, 2022

Components	Financial Accomplishment (PHP Million)				Fund Utilization (%)	Physical Accomplishment		
	Allocation	Releases	Obligation	Disbursement		Target %	Actual %	Slippage
A. KOICA Grant	425.21	76.96	76.96	65.21	84.73	100.00	83.00	-17.00
Agroforestry	45.85	38.21	38.21	37.06	96.99	100.00	100.00	0.00
Cattle Production	146.90	25.68	25.68	22.92	89.25	100.00	85.17	-14.83
Value Chain Formation	133.12	13.07	13.07	5.23	40.01	100.00	85.17	-14.83
Project Management	99.34	0.00	0.00	0.00	0	100.00	75.00	-25.00
B. PLGU Quirino	54.18	50.31	34.12	34.12	67.82	100.00	78.06	-21.94
Agroforestry	9.04	8.56	5.60	5.60	65.42	100.00	90.00	-10.00
Cattle Production	39.06	37.21	25.35	25.35	68.13	100.00	75.00	-25.00
Value Chain Formation	1.73	1.73	1.46	1.46	84.39	100.00	80.00	-20.00
Project Management	4.35	2.81	1.71	1.71	60.85	100.00	80.00	-20.00
Overall	479.39	127.27	111.08	99.33	78.05	100.00	83.68	-16.32

The 5-year project includes the construction of farm-to-market roads, establishment of mushroom production facilities, planting of fruit and forest trees for watershed protection, distribution of livestock, extension of microfinance, and training of farmers through demonstration of improved farming technologies for agroforestry. It aims to reduce poverty by increasing farmers' income, promoting agroforestry, developing the livestock industry through the establishment of a cattle breeding center and developing the value chain capacity.

As the semester ended, under the agroforestry component, the establishment of 150 model agroforestry farms covering an area of 150 hectares was completed while it has accomplished 90 percent on the expansion of agroforestry farms.

Under the cattle production component, the cattle breeding center is substantially complete and the provincial government already started organizing livestock farmers' association.

However, other activities were delayed due to limited deployment of local staff and work suspension brought about by COVID-19 travel restrictions. The Project Management Team conducted series of meetings and ensured that necessary supports to the contractor were provided.

Further, bankruptcy of Korean contractor handling value chain formation and cattle production components contributed to the delay of the project. The contractor stopped its operations in February 2022. KOICA, in coordination with the PLGU, already found a new contractor which will start by last quarter of 2022.

On the value chain formation, the construction of a 4-storey building was 87% completed while the CDA registration for the identified farmer-beneficiaries is on-going.

The project allotted an amount of PHP328 million to address climate change adaptation and disaster risk reduction. Site development was designed with erosion control measures.

The second phase of the Quirino Integrated Rural Development Project (QIRDP) aims to help boost agribusiness in the province of Quirino. This is funded from a grant under the Korean International Cooperation Agency (KOICA) with counterpart fund from the Provincial Government of Quirino to cover the costs for securing land, right of way for farm-to-market and access roads, compensation and resettlement of affected residents, institutional development, and project administration. The first phase of the project was funded by a grant from the South Korean government and included construction of the Quirino Livelihood for Everyone's 4-tonne feed mill.

c. OBSERVATIONS

- The QIRDP's unique model and approach entails promotion of agroforestry through integrated model farm, development of livestock industry through the establishment of cattle breeding center, and development of the value chain capacity through the establishment of Quirino Livelihood for Everyone (Q-Life) Center. This can be replicated and adopted by other provinces nationwide.
- COVID-19 restrictions continuously affect the implementation of the project.
- Targets per component of the program as well as the financial status were already provided using the prescribed RPMES forms.

d. RECOMMENDATIONS

- An evaluation (mid-term and final) should be undertaken to ensure that the project's work scope and the expected undertakings of the respective governments (contracting parties) are properly implemented.
- With the COVID 19 restrictions, the Provincial Government should continuously make necessary adjustments to cope with the delay.
- Sustain the regular submission of the RPMES report.

5. Government Assistance to Students and Teachers in Private Education (GASTPE) Program

a. PROJECT PROFILE

Locations	: Schools Division Offices in Batanes, Cagayan, Isabela, Nueva Vizcaya, Cauayan City, City of Ilagan, Santiago City, and Tuguegarao City
Implementing Agency	: Department of Education
Project Cost	: PHP815.65 million (ADB)
Project Component	: Support Subsidy
Implementation Period	: SY 2021-2022

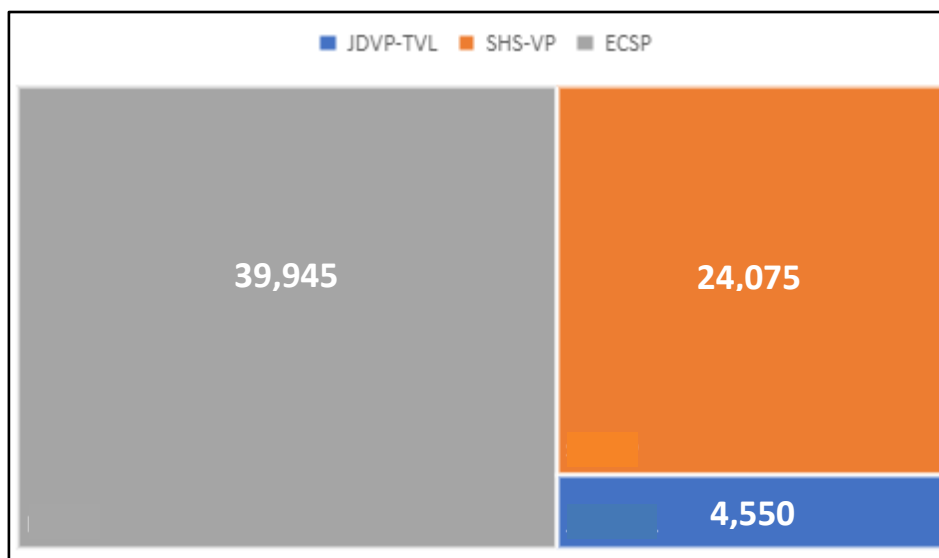
b. IMPLEMENTATION STATUS

The Education Service Contracting Program (ESCP) has the highest number of assisted beneficiaries at 39,945 Junior High School (JHS) learners who were granted financial assistance totaling to PHP359.21 million. The beneficiaries are elementary school graduates pursuing JHS in private schools and universities in the region.

This was followed by the 24,075 Senior High School (SHS) learners under the Senior High School Voucher Program (SHS-VP) in private schools, with a total support subsidy of PHP398.89 million.

A total of 4,550 SHS learners in the public schools under the Joint-Delivery Voucher Program for Technical-Vocational-Livelihood Specializations (JDVP-TVL) were granted a total subsidy of PHP57.10 million. Figure below represents the distribution of program beneficiaries.

Figure 7. Number of Assisted Junior and Senior High School Learners, SY 2021 to 2022



As of the first semester, the Teacher Salary Subsidy program provided subsidy to 2,066 licensed secondary school teachers in qualified JHS participating private schools. A total of PHP37.13 million was granted, with an increase of PHP0.09 million budget allocation over the last school year.

The above-mentioned programs, which cover all the School Division Offices in Region 2, registered 100 percent financial and physical accomplishment rates.

c. OBSERVATIONS

- All the programs under the GASTPE Program achieved 100 percent physical accomplishment due to the early identification of partner schools and learners who are qualified for grants.
- Fund allocation was released on time which also resulted to on-time and efficient disbursement of subsidies.

d. RECOMMENDATIONS

- Intensify its information dissemination campaign on the voucher program to accommodate greater number of learner beneficiaries.
- Continue the early planning and targeting of qualified schools and learners, and ensure the on-time release of subsidies.
- Sustain its learner support program by the different School Division Offices to support the learners amidst the COVID-19 pandemic.
- Disaggregate data on the learner beneficiaries by SDO and gender.

II. Locally-Funded Programs and Projects

1. Agriculture Development

1.1. Dibuluan River Irrigation Project

a. PROJECT PROFILE

Location : San Agustin, Isabela
 Implementing Agency : National Irrigation Administration
 Project Cost : PHP777.86 Million
 Implementation Period : CY 2012 - CY 2022

b. IMPLEMENTATION STATUS

The Dibuluan River Irrigation Project (DIRIP) inched up during the first semester of the year, registering 94.85 percent physical accomplishment against its 93.36 physical target. Construction of canal and canal structures under the CY 2022 Program of Work (POW) were on-going as the semester ended.

As of June 2022, the following outputs under the original CY 2022 POW were delivered:

1. Earth Canal (Main Canal) – 2,635 meters out of 3,116.20 meters;
2. Earth Canal (Lateral C) – 688 meters out of 3,120 meters; and
3. Canal Structures (Main Canal) – 5 units out of 9 units.

Table 4. DIRIP Physical Accomplishment, as of June 30, 2022

Program	FINANCIAL	PHYSICAL		
	Allocation (PHP Million)	Target (Weighted %)	Actual (Weighted %)	Slippage
CY 2012	92.15	11.85	11.85	-
CY 2013	92.15	11.85	11.85	-
CY 2014	205.50	26.42	26.42	-
CY 2015	33.89	4.36	4.36	-
CY 2016	84.25	10.83	10.83	-
CY 2017	59.71	7.68	7.68	-
CY 2018	83.58	10.75	10.75	-
CY 2020	28.36	3.65	3.65	-
CY 2020 (Section 7)	5.06	0.65	0.65	-
CY 2021	23.21	2.98	2.98	-
CY 2022	70.00	2.36	3.85	1.50
Overall	777.86	93.36	94.85	1.50

c. OBSERVATIONS

The following factors contributed to the attainment of targets:

- The contractor took advantage of the good weather which avoided delays during the rainy season, especially in areas where accessibility in the delivery of construction materials had been a problem; and
- Deviations from the original scope needing variation orders were processed on time.
- Additional PHP50 million is being proposed for CY 2023 POW.

c. RECOMMENDATIONS

- NIA should sustain its effective coordination with the Isabela Irrigation Management Office and the contractors to ensure the timely deployment of sufficient equipment, materials, and manpower on site.
- NIA should closely monitor the implementation of the remaining POW.
- In case of deviations from the original scope of work, ensure that these are covered by a change order or variation order.



Photo courtesy of NIA RO2

Construction of canal and canal structures at main canal of the DIRIP

1.2. Nassiping Pump Irrigation Project

a. PROJECT PROFILE

Location : Gattaran, Cagayan
Implementing Agency : National Irrigation Administration
Project Cost : PHP535.36 Million
Implementation Period : CY 2015 - CY 2022

b. IMPLEMENTATION STATUS

The Nassiping Pump Irrigation Project Phase 1 (NPIP) registered 82.94 percent physical accomplishment as of June 30, 2022. All activities under the CY 2022 Program of Work are suspended as the semester ended due to faulty design. Upon verification of the design of the 8-ton capacity overhead crane, it was found out that the crane does not fit the vertical clearance of the corbel and roof beam of the existing pump house. The existing structure was then modified to consider the dimensions and weight of the lifter. The revised plans were forwarded to the Cagayan-Batanes Irrigation Management Office (CBIMO). Another two contracts were suspended on June 1, 2022 due to on-going water delivery.

Table 5. NPIP Physical Accomplishment, as of June 30, 2022

Program	Financial	Physical		
	Allocation (PHP Million)	Target (Weighted %)	Actual (Weighted %)	Slippage
CY 2015	15.00	2.80	2.80	-
CY 2016	94.96	17.74	17.74	-
CY 2017	240.55	44.93	44.93	-
CY 2018	30.80	5.75	5.75	-
CY 2020	4.05	0.76	0.76	-
CY 2022	150.00	5.53	10.96	5.43
Overall	535.36	77.51	82.94	5.43

The following outputs under the CY 2022 POW were completed as the semester ended:

Table 6. NPIP Completed Components, CY 2022 POW

Component	Output indicator	Status
1. Trapezoidal Lining (Main Canal)	10,000.86 meters	3,415.31 meters completed
2. CHB Lining (Lateral A)	1,536.65 meters	1,044.41 meters completed
3. CHB Lining (Lateral B)	2,418.4 meters	2,032.40 meters completed
4. CHB Lining (Lateral C)	2,121.62 meters	1,180.20 meters completed

c. **OBSERVATION**

- NPIP was able to catch up with physical targets during the semester.

d. **RECOMMENDATIONS**

- NIA should sustain the effective implementation of the remaining activities.
- NIA should report or elevate to the RPMC any implementation bottlenecks that could not be resolved at their level.



Construction of Concrete Canal Lining at Nassiping Pump Irrigation Project

1.3. Tumauni River Multi-Purpose Project

a. PROJECT PROFILE

Location	: Tumauni, Isabela
Implementing Agency	: National Irrigation Administration
Project Cost	: PHP8.58 Billion
Implementation Period	: 5 years (construction period)

b. IMPLEMENTATION STATUS

Preparatory works for the Tumauni River Multi-Purpose Project (TRMP) are on-going and recorded 69.39 percent completion rate as the first semester ended.

Contract works under the CY 2020 POW were suspended since March 1, 2022 particularly the construction of access road from Caligayan to dam site. The NIA Regional Office (NIA RO) is still awaiting the approval of the Special Use Agreement in Protected Areas (SAPA) application with DENR. The NIA RO suspended the construction activities in compliance with the advice of DENR-CENRO.

On the CY 2021 POW, one contract was also suspended. In the originally approved Environmental Compliance Certificate, only the first 3.7 km of access road was included in the requested SAPA which was only allowed by the Protected Area Management Board (PAMB) to be provided with improvement with the condition that no trees will be affected in the Tumauni Watershed Natural Park per the PAMB en banc meeting on November 22, 2021. During the implementation of this contract, the PAMB advised to suspend any improvement/construction activity while the SAPA is still on process. The NIA RO suspended the contract for the 4.06-kilometer extension of the access road on March 18, 2022.

Another contract was suspended while finalizing the documents for Variation Order. Proposed variation is recommended due to the exclusion of the additional length of access road improvement and realigning the remaining amount to other activities such as access road to diversion tunnel outlet and access road extension.

On the CY 2022 POW, one of the two contracts was suspended. This Contract is a continuation of CY 2020 contract (NCB-RO2-ISA23R-20) which is still suspended pending the approval of the SAPA, hence contract was also suspended upon the issuance of notice to proceed on March 17, 2022.

A revised application for SAPA will be submitted on July 19, 2022 in compliance with the decision of the DENR RO2 Review Committee. No feedback yet from DENR-CO on the request for payment scheme of the PHP43 million SAPA Development Fee. The NIA RO is awaiting the notice of DENR R02 Review Committee for presentation by NIA on the SAPA application. Continuous coordination and follow-up with the office of the DENR relative to the issuance and approval of permits were undertaken.

Table 7. TRMP Physical Accomplishment, as of June 30, 2022

Program	Financial	Physical		
	Allocation (PHP Million)	Target (Weighted %)	Actual (Weighted %)	Slippage
CY 2018	49.99	7.56	7.56	-
CY 2019	195.96	29.62	29.62	-
CY 2020	130.66	16.74	15.45	-1.29
CY 2021	135.00	15.45	14.51	-0.94
CY 2022	150.00	2.99	2.26	-0.73
Later Years	7,915.06	-	-	-
Overall (CY2018-CY2022)	661.61	72.35	69.39	-2.96
Overall Total	8,576.67	5.58	5.35	-0.23

c. OBSERVATION

- The NIA is awaiting the approval of the SAPA. Constant follow up on the issuance of the ECC is being carried out by the agency.

d. RECOMMENDATIONS

- The NIA is awaiting the approval of the SAPA. Constant follow up on the issuance of the ECC is being carried out by the agency.
- The NIA should determine and discuss with the DENR the possible issues and bottlenecks in the processing of the SAPA and identify actions to facilitate the SAPA approval.
- NIA should ensure the smooth implementation of remaining activities.
- NIA should elevate to the RPMC any implementation bottlenecks that could not be resolved at their level.



Photo courtesy of NIA RO2

Slope Protection Along Access Road Extension 1

2. Social Reform and Community Development

2.1. Pantawid Pamilyang Pilipino Program

a. PROJECT PROFILE

Location	: Provinces of Cagayan, Isabela, Nueva Vizcaya and Quirino
Implementing Agency	: Department of Social Welfare and Development
Project Cost	: PHP2.59 Billion (2021) : PHP2.62 Billion (2022)
Implementation Period	: Started in 2008 (continuing)

b. IMPLEMENTATION STATUS

2021 Fund

As of the first semester of 2022, a total of 102,708 (20,308 males and 82,400 females) out of the 106,212 targeted household beneficiaries were provided with financial assistance amounting to PHP2.42 billion from the released amount of PHP2.49 billion, registering 96.70 percent fund utilization rate. The accomplishment covers only the Regular Conditional Cash Transfer (RCCT) because the grants for the Modified Conditional Cash Transfer (MCCT) beneficiaries were withheld starting Period 6 in 2021.

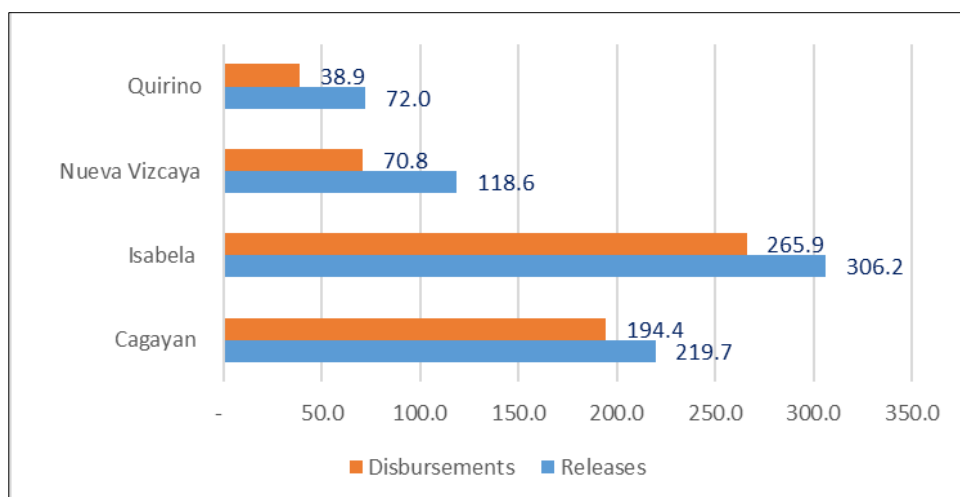
The DSWD Field Office 2 is waiting for the directive from Central Office on the release of cash grants of 3,504 recipients under the MCCT.

2022 Fund

About 98 percent or 103,967 of the 106,212 total household beneficiaries were provided with financial assistance amounting to PHP569.3 million from the released amount of PHP716.53 million, registering 79.54 percent fund utilization rate. The beneficiaries are 20,714 males and 83,255 females.

The financial accomplishment covers only the cash grants provided to the RCCT beneficiaries covering January to March 2022 (Period 1 of 2022) due to the continuous withholding of the cash grants for 4PS MCCT beneficiaries.

Figure 8. Releases vs Disbursements (PHP Million), CY 2022, as of June 30, 2022



Among the provinces, Isabela has the highest fund disbursements of PHP265.9 million to 48,733 household beneficiaries. This was followed by the province of Cagayan with fund disbursements of PHP194.4 million to 35,134 household beneficiaries.

These provinces registered high accomplishments among the provinces due to the ongoing validation and registration of household replacements under Sets 11 A and B (new registered households from 2021 to present) as well as the reactivation of previously inactive households in the program.

The provinces of Quirino and Nueva Vizcaya have minimal disbursements because of the withholding of cash grants for MCCT beneficiaries, wherein most of them are located in these two provinces.

The 4Ps Project Management Office conducted the 4Ps Tagumpay Ceremony, a Regional Ceremonial Graduation, at Robinson's Place Tuguegarao on June 11, 2022. A total of seventy 4Ps households across the region were recognized during the activity for their perseverance in transitioning themselves into self-sufficient households, which led them to finally graduate/exit from the program.

The celebration was graced by the DSWD Secretary Rolando Bautista and partners from the NGAs, LGUs, and CSOs. For 2022, a total of 423 households graduated/exited from the program due to improved level of well-being.

c. OBSERVATIONS

- The physical and financial accomplishments were affected because of the withholding of the release of cash grants for Period 6 2021 and Period 1 2022 to the MCCT beneficiaries.
- The graduation/exit of 423 household beneficiaries from the program due to improved well-being somehow indicates the success of the implementation of the program.

d. RECOMMENDATIONS

- Continuously follow-up with DSWD Central Office on the directive to fast track the release of cash grants to MCCT beneficiaries.
- Sustain the early completion of compliance verification, the continuous monitoring of household beneficiaries and the regular updating of databank.



Photo courtesy of DSWD RFO2

Distribution of cash grants amounting to PHP5.69 million to 276 household beneficiaries in Brgy. Dilam and Dibay in Calayan, Cagayan on March 7-11, 2022. The onsite payout was conducted to address the issue of late distribution of grants to beneficiaries due to the absence of ATMs or POS in the area.



Photo courtesy of DSWD RFO2

The Regional Ceremonial Graduation, dubbed as 4Ps Tagumpay, for the 70 household beneficiaries was conducted at the Robinson's Place Tuguegarao on June 11, 2022.

2.2. Sustainable Livelihood Program/Livelihood Assistance Grant

a. PROJECT PROFILE

Location	: Regionwide
Implementing Agency	: Department of Social Welfare and Development
Project Cost	: PHP202.55 million (2022)
Implementation Period	: Started in 2020 (continuing)

b. IMPLEMENTATION STATUS

Of the PHP202.55 million allocation and released fund for the Sustainable Livelihood Program (SLP), PHP15.64 million was obligated, while PHP10.59 million was disbursed to 944 beneficiaries, representing 6.38 percent fund utilization rate.

The recorded obligation of PHP15.64 million or 7.72% is more than the SLP Fund target obligation of five percent or PHP12.08 million of the total allocation as of June 30, 2022, as set by the SLP National Program Management Office.

About 22.02 percent or a total of PHP73.11 million from the released fund will be allocated for livelihood referrals from the Office of the President. To date, the DSWD RFO2 is waiting for final guidance from the SLP National Program Management Office on the allocation of the remaining funds.

c. OBSERVATION

- The lack of issuance of directives from the SLP National Program Management Office on the allocation of the PHP73.11 million fund affected the physical and financial performance of the program.

d. RECOMMENDATION

- DSWD RFO2 to follow-up with the SLP National Program Management Office the list of areas where the SLP fund will be distributed.



Photo courtesy of DSWD RFO2

Cherry Ann Daculan, LAG recipient from Roxas, Isabela.



Photo courtesy of DSWD RFO2

Promotive Division Chief, Lucia Alan (second from the left) awards the Livelihood Assistance Grants to one of the beneficiaries in Bambang, Nueva Vizcaya with the presence of the MSWDO - Miriam Pinaroc (leftmost); Information Officer James Baculi; (second from the right) and the Provincial Coordinator, Jane Puras (rightmost).

2.3. Social Pension Program

a. PROJECT PROFILE

Location	: Regionwide
Implementing Agency	: Department of Social Welfare and Development
Project Cost	: PHP1.38 Billion (2021) PHP1.38 Billion (2022)
Implementation Period	: Started in 2010 (continuing)

b. IMPLEMENTATION STATUS

2021 Fund

During the first semester, a total of 229,057 out of the 229,731 targeted social pension beneficiaries were granted PHP1.38 billion worth of social pension assistance, utilizing 99.42 percent of the total funds released during the period. The beneficiaries include 134,086 females and 94,894 male senior citizens.

Isabela has the highest allocation at PHP639.55 million for 106,591 target indigent pensioners, followed by the province of Cagayan with PHP491.52 million for 81,920 target beneficiaries.

The implementation of the program registered an overall performance rate of 99.71 percent. The payment for the remaining 674 target senior citizens is on-going as of the reporting period.

2022 Fund

A total of PHP700.08 million was disbursed to 229,622 indigent senior citizens out of the 244,431 targets. The province of Isabela has the highest disbursement at PHP327.91 million, followed by Cagayan at PHP246.34 million.

For 2022, the payout is conducted on a quarterly basis, hence, the senior citizens will receive PHP1,500.00 social pension per quarter. The payment for those unpaid social pension beneficiaries in the first and second quarters will be made during the third quarter.

Table 8. Social Pension (2022), By Province

Province	Allocation	Release	Obligation	Disbursement
Batanes	8.92	4.49	4.49	4.14
Cagayan	491.52	262.04	262.04	246.34
Isabela	639.55	340.23	340.23	327.91
Nueva Vizcaya	156.56	83.54	83.54	80.12
Quirino	81.84	42.99	42.99	41.57
Total (PHP Million)	1,378.39	733.29	733.29	700.08

c. **OBSERVATION**

- Delayed distribution of social pension benefits in some areas due to health protocols.

d. **RECOMMENDATIONS**

- The DSWD should fast track the distribution of unpaid social pension of indigent senior citizens given the streamlined health protocols.
- Review and streamline health protocols across LGUs to ease the conduct of payment of social pension.



Photo courtesy of DSWD RFO2

DSWD RFO2 Director Cezario Joel C. Espejo leads the provision of Social Pension stipend to beneficiaries from Benito Soliven, Isabela (left) and conduct of the Social Pension cash pay-out in Gamu, Isabela (right).

2.4. Supplementary Feeding Program

a. PROJECT PROFILE

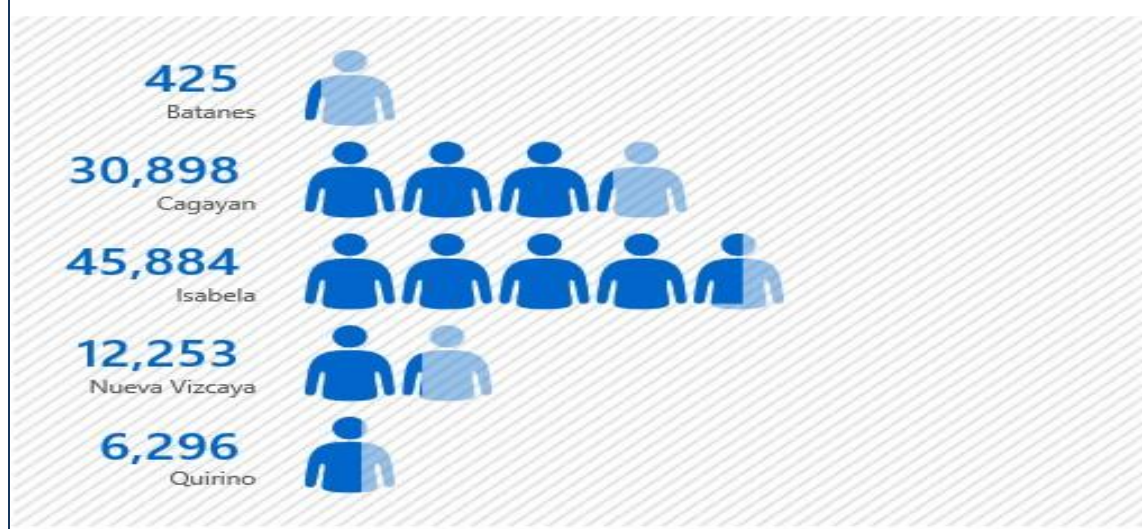
Location	: Regionwide
Implementing Agency	: Department of Social Welfare and Development
Project Cost	: PHP165.08 Million (2021) - 11 th Cycle
Implementation Period	: Started in 2010 (continuing) 3 rd quarter 2021 to 3 rd quarter 2022 - 11 th Cycle

b. IMPLEMENTATION STATUS

11th Cycle

There was an increase in the target beneficiaries of the Program from 88,676 in 2020 to 91,712 in 2021. A total of PHP165.08 million was released and disbursed to feed the 95,756 beneficiaries for the five provinces. The implementation of the 11th Cycle started in the third quarter of 2021 and is expected to end during the third quarter of 2022.

Figure 9. 11th Cycle SFP Beneficiaries



The program achieved about four percent physical accomplishment or 4,044 of the targeted 91,712 children.

11th Cycle Activities



*Eating boiled egg and
meat loaf with milk*

March 7, 2022
Tuguegarao City, Cagayan



*sardines with
kalabasa &
malunggay*



*Eating sardines w/ kalabasa and
malunggay*

February 10, 2022
Nagtipunan, Quirino



*Eating tortang talong and
tuna*

March 18, 2022
Santiago City, Isabela

12th Cycle

Social preparation for the implementation of the 12th cycle is expected to start in the 3rd quarter. This includes forging of MOA and downloading of funds to the LGUs.

c. OBSERVATION

- The delay in the implementation of the 11th Cycle SFP was due to the declaration of enhanced community quarantine in the region to address the spread of COVID-19.

d. RECOMMENDATION

- With the opening of classes in August 2022, it is suggested that the DSWD will continue to facilitate the forging of MOA and downloading of funds to the LGUs to expedite the implementation of the 12th Cycle.

2.5. Assistance to Municipalities Program

a. PROJECT PROFILE

Location	: Regionwide
Implementing Agency	: Department of the Interior and Local Government
Project Cost	: PHP2.517 Billion
	PHP807.79 Million (2018)
	PHP799.35 Million (2019)
	PHP909.54 Million (2020)
Implementing Period	: CY 2018-2022

b. IMPLEMENTATION STATUS

As of the first semester of 2022, a total of 263 of the 265 projects funded in 2019 and 2020 were completed. For the budget allocation per component for 2019 and 2020, the construction of local access roads has 87 percent of the total allocations (PHP1,488.198 million) while the provision of a potable water supply system and the establishment of DRR-related facilities and equipment have five percent (PHP83.133 million), and eight percent (PHP137.562 million) of the total allocations, respectively. These projects are disaggregated into 217 local access road projects, 20 projects for water systems, and 28 projects for DRR-related facilities and equipment.

Figure 10. Fund Allocation of AM Projects for CY 2019 and 2020, per Project Type

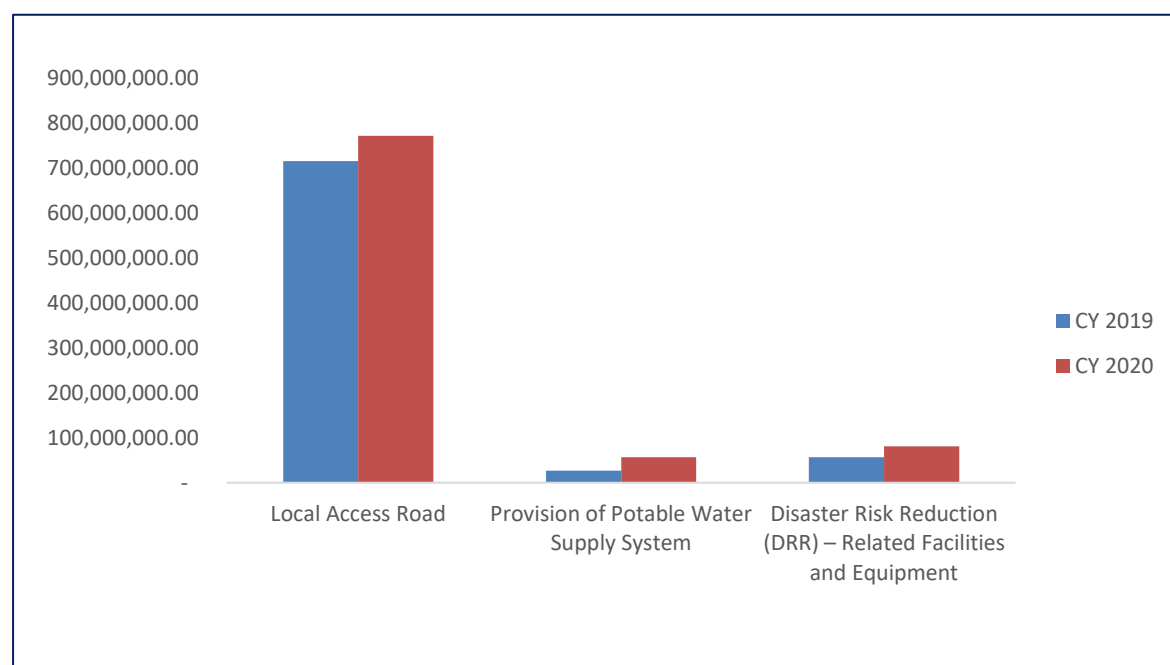
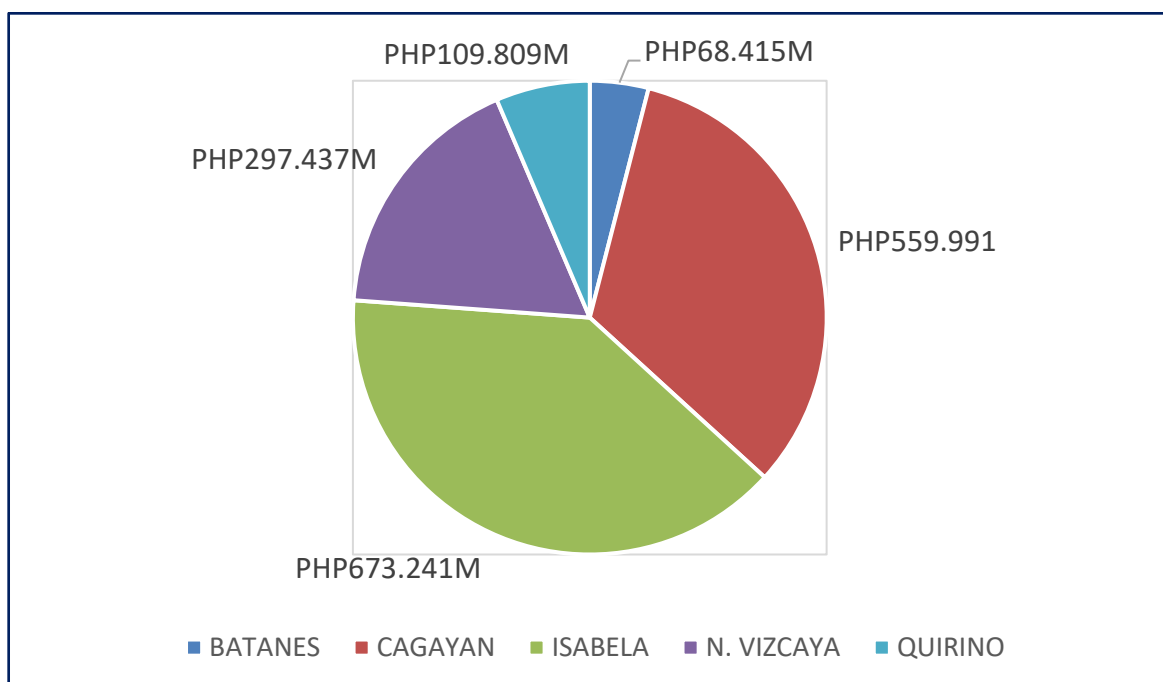


Figure 11. Fund Allocation of AM Projects for CY 2019 and 2020, per Province



About 35 percent of the total projects (94 projects) are implemented in Cagayan, followed by Isabela with 32 percent (82 projects) and Nueva Vizcaya with 20 percent (54 projects). Batanes and Quirino, with a total of 13 percent, had the least projects with 18 and 17 projects, respectively.

Table 9. AM Projects per Province/Project Type, CY 2019 and 2020

Province	Type and Number of Projects			Total
	Local Roads	Water Supply System	DRR Facilities and Equipment	
Batanes	5	7 (1 on-going)	6	18
Cagayan	80	6	8	94
Isabela	70	5	7 (1 on-going)	82
Nueva Vizcaya	47	2	5	54
Quirino	15	0	2	17
Total	217	20	28	265

The projects under completion as specified in the table were targeted to be completed by LGUs before the end of the 2nd quarter of 2022. This includes the construction of an evacuation center at Barangay Didaddungan, Palanan, Isabela, and the proposed water treatment facility and upgrading of Level III Water System Phase IV at Itbayat, Batanes. These projects have physical accomplishments of 76 percent and 56.45 percent, respectively. Issues that impeded the completion of these projects were the unavailability of a separate contractor for the electrical works, hauling of construction materials and equipment from the mainland, covid-related restrictions, and lack of interested contractors for the said project

AM Projects for CY 2019 and 2020



Project Name: Construction of Level III Water Distribution System (Phase V)
Location: Brgy. Sta. Rosa, Itbayat, Batanes

c. OBSERVATIONS

- All projects funded in 2018 were all completed.
- There is a high completion rate with only two remaining projects to be completed which is one percent of the total projects funded in 2019 and 2020.
- Most of the projects were funded in 2020 and funds were released during the second and third quarters of the year.

d. RECOMMENDATIONS

- Continuously monitor the implementation of on-going projects to facilitate and ensure their timely completion.
- Recommend the adoption of strategies and best practices in monitoring these local projects to Local Government Units for the effective implementation of programs and projects, as well as completion of future endeavors.

2.6. Sagana at Ligas na Tubig para sa Lahat

a. PROJECT PROFILE

Location	: Regionwide
Implementing Agency	: Department of the Interior and Local Government
Project Cost	: PHP175.44 Million
Implementing Period	: CY 2020-2022

b. IMPLEMENTATION STATUS

The 29 projects funded during 2019 which amounted to PHP135.691 million were all completed. For the first semester of 2022, a total of 30 or 94 percent of the projects funded in 2020 were reported to be completed while two projects are still on-going.

For the budget allocated per province in 2020, Cagayan had the highest allocations with 66 percent of the total approved budget (PHP115.981 million). The total allocations of PHP175.444 million for Region 02 in 2020 resulted to 33 SALINTUBIG projects implemented in 16 municipalities, as shown in the table below.

Table 10. Status of SALINTUBIG Projects, by Municipality, as of June 30, 2022

Province/Municipality	No. of Projects in 2020
Cagayan	
1. Abulug	2
2. Allacapan	2
3. Ballesteros	1 (86% complete)
4. Camalaniugan	1
5. Lallo	4
6. Lasam	1
7. Pamplona	1
8. Sanchez Mira	1
9. Sta. Teresita	1
10. Sto. Niño	1
Subtotal	15
Isabela	
11. Palanan	1 (85% complete)
12. San Isidro	1
Subtotal	2
Nueva Vizcaya	
13. Ambaguio	2
14. Quezon	7
Subtotal	9
Quirino	
15. Cabarroguis	2
16. Maddela	5
Subtotal	7
TOTAL	33

Nueva Vizcaya and Cagayan had most of the projects in the region (15 projects in Cagayan and 9 projects in Nueva Vizcaya). The projects under completion as specified in the table include one in Ballesteros, Cagayan with recent completion status of 86 percent, and another in Palanan, Isabela that is 85 percent completed.



SALINTUBIG 2020 (Allacapan, Cagayan)



SALINTUBIG 2020 (Sanchez Mira, Cagayan)



SALINTUBIG 2019 (Aparri, Cagayan)



SALINTUBIG 2020 (Pamplona, Cagayan)



Photo courtesy of DILG RO2

SALINTUBIG 2020 (Lal-lo, Cagayan)



SALINTUBIG 2020 (San Isidro, Isabela)

c. OBSERVATIONS

- All projects funded from 2012 to 2018 were all completed.
- Increased in the completion rate (97%) compared to last year with only two remaining projects to be completed which is three percent of the total projects funded in 2019 and 2020.

d. RECOMMENDATIONS

- Continuously monitor the implementation of on-going projects to facilitate and ensure the timely completion of said water projects.
- Recommend to LGUs the adoption of strategies and best practices in the implementation and monitoring of local projects.

3. Environmental Development

3.1 Enhanced National Greening Program

a. PROJECT PROFILE

Location : Regionwide
 Implementing Agency : Department of Environment and Natural Resources
 Project Cost : PHP32.99 Million (CY 2022)
 Implementation Period : CY 2022

b. IMPLEMENTATION STATUS

The first semester was intended for the production of seedlings. These seedlings will be planted in the second semester for higher survival rates due to higher soil moisture content. The target seedlings produced for the year exceeded by 9.81 percent. This allows a 10 percent mortality of the seedlings. The utilization rate posted at 40 percent. Processing of billing documents are still on-going.

Table 11. Seedling Production, by Province, as of June 30, 2022

Province	Allocation	Fund Utilization (%)	No. of seedlings		Slippage %
			Target	Actual	
Isabela	3,588,600.00	29	205,210	219,895	7.16
Nueva Vizcaya	2,122,500.00	100	175,612	197,594	12.52
Quirino	4,571,520.00	21	344,597	379,059	10.00
Total	10,282,620.00	40	725,419	796,548	9.81

On protection and maintenance of established plantations, a total of 5,556 hectares of plantation was targeted for maintenance and protection at 84 percent accomplishment or 4,649 hectares. The fund utilization was low at 19 percent. This can be attributed to the on-going processing of billing statements and field validation and inspections.

Table 12. Maintenance and Protection of Established Plantation, as of June 30, 2022

Province	Allocation (PHP Million)	Fund Utilization (%)	Area of plantation (ha)		Slippage %
			Target	Actual	
Isabela	4,220,000.00	0	1,688	1,064	-37
Nueva Vizcaya	7,271,000.00	43	1,624	1,341	-17
Quirino	11,225,000.00	11	2,244	2,244	0
Total	22,716,000.00	19	5,556	4,649	-16

c. OBSERVATION

- Fund utilization rate is low except for the province of Nueva Vizcaya at 100% utilization rate on seedling production. The physical accomplishment does not correspond with financial accomplishment. The DENR reported that billings were processed in June 2022, thus payments were made the following month.

d. RECOMMENDATIONS

- Revisit targets and prepare catch-up plan of the Maintenance and Protection component of Isabela and N. Vizcaya.
- Ensure efficient financial management to improve fund utilization rate. It is important to assess and ensure that funds earmarked for each activity should correspond with the physical accomplishment.
- The billing process should be reviewed to consider earlier release of payment.

4. Infrastructure Development

4.1. DOT-DPWH Convergence Program

Location : Regionwide
 Implementing Agency : Department of Public Works and Highways
 Project Cost : PHP1.42 Billion

PHP667.90 Million (CY 2021)
 PHP748.03 Million (CY 2022)

Implementation Period : CY 2021-2022

The Tourism sector has been greatly affected by the COVID-19 pandemic as travel restrictions prevented the movement of people to different tourism destinations in the region and the country. The improvement of access roads to tourism destinations, however, did not stop as construction continued in anticipation to the opening of these sites to the public. For CY 2021, there were 48 out of the 53 projects that were completed while five projects are still on-going.

On the other hand, CY 2022 completed 22 of its proposed 56 projects while 34 projects are still on-going at various levels of implementation. The overall physical accomplishment was 69.20 percent with a negative slippage of 10.73 percent. The slippage emerged due to unworkable sites and weather condition as well as ROW issues. Substantial project completion was reported in the province of Cagayan.



Photo courtesy of DPWH RO2

The completed 1-lane kilometer road leading to Tanglagan Falls in Gattaran, Cagayan

The financial performance posted an overall utilization rate of 54 percent.

Table 13. DOT-DPWH Convergence Program Accomplishment, CY 2021-2022, as of June 30, 2022

Year	Output indicator (lane km)	Completed	On-going	Allocation (PHP Million)	Fund Utilization (%)	Physical Accomplishment		
						Target	Actual	Slippage
CY 2021	971.81	48	5	667,905.00	72	96.06	91.3	-4.77
CY 2022	6.52	22	34	748,027.00	37	63.79	47.1	-16.68
Total	978.33	70	39	1,415,932.00	54	79.93	69.2	-10.73

4.2. DTI-DPWH Convergence (ROLL-IT)

Location : Regionwide
 Implementing Agency : Department of Public Works and Highways
 Project Cost : PHP2.14 Billion

PHP1,296.02 Million (CY 2021)
 PHP 849.25 Million (CY 2022)

Implementation Period : CY 2021-2022

Accessibility of trading areas greatly contributes to the fast recovery of the economy from the impacts of COVID-19 pandemic as agricultural products can be efficiently transported from production areas to trading hubs in the region. For CY 2021, the 74 projects out of 80 funded projects were completed.

For CY 2022, there were 14 completed projects, 50 on-going and three that have not yet started. The physical accomplishment posted an 82.18 percent performance with a negative slippage of 4.17 percent. Delays were caused by unworkable sites due to weather condition.

As of June 30, 2022, the overall fund utilization was 70 percent.



Photo courtesy of DPWH RO2

On-going 1.8 kilometers two-lane road in Palacian, Aglipay, Quirino funded under GAA 2022 amounting to PHP35 million

Table 14. DTI-DPWH Convergence (ROLL-IT) Program Accomplishment, CY 2021-2022, as of June 30, 2022

Year	Output indicator (km lane)	Completed	On-going	NYS	Allocation (PHP Million)	Fund Utilization %	Physical Accomplishment		
							Target %	Actual %	Slippage
CY 2021	171.63	74	6	0	1,296,023.00	82	99.26	98.80	-0.46
CY 2022	16.13	14	50	3	849,252.00	51	73.46	65.57	-7.89
Total	187.76	88	56	3	2,145,275.00	70	86.36	82.18	-4.17

4.3. Camalaniugan Bridge Project

Location : Camalaniugan and West Aparri, Cagayan
 Implementing Agency : Department of Public Works and Highways
 Project Cost : Total Cost: PHP2.029 Billion

PHP 350.00 Million (CY 2019)
 PHP 200.00 Million (CY 2020)
 PHP 148.00 Million (CY 2021)
PHP 107.53 Million (CY 2022)
 PHP 805.53 Million (Allocation)

Implementation Period : CY 2019-2022

The Camalaniugan bridge project is a Design and Build Project under a Multi-year Contractual Obligational Authority (MYOA) from 2019-2022. This bridge project will cross the Cagayan River from Camalaniugan to the western side of Aparri and will serve as an alternate route to the Magapit Suspension bridge.

The project implementation was in full operation after the approval of the construction plan in November 2021. The 2019 accomplishment posted 60.41 percent while CY 2020 accomplishments achieved a 92.01 percent and CY 2021 at 95.75 percent accomplishment. The physical performance from 2019 to 2021 achieved 83 percent.

The project suffered high negative slippage at the early stage due to the revision and approval of the design. It however caught-up after the approval of the design as the negative slippage was reduced from -39.59 in 2019 to a minimal single digit (- 4.25) in the second semester of 2021. CY 2020 and 2021 incurred negative slippages due to bad weather and travel restrictions of Technical Working Team from China.

Table 15. Camalaniugan Bridge Project Financial and Physical Accomplishment, as of June 30, 2022

Year	Output Indicator (sq.m)	Financial Accomplishment (PHP Million)				Fund Utilization (%)	Physical Accomplishment		
		Allocation	Releases	Obligation	Disbursement		Target %	Actual %	Slippage
CY 2019	17,784.82	350,000.00	337,750.00	337,750.00	337,750.00	100	100.00	60.41	-39.59
CY 2020	17,784.82	200,000.00	197,000.00	193,000.00	34,208.59	17	100.00	92.01	-7.99
CY 2021	5,142.97	148,000.00	145,780.00	142,820.00		-	100.00	95.75	-4.25
CY 2022	22,599.26	107,526.00	105,913.11	103,762.59		-	-	-	
Total		805,526.00	786,443.11	777,332.59	371,958.59	47	100.00	83.00	-17.00



The RPMC visited the Camalaniugan bridge project in May 18, 2022. The construction of steel trestle (temporary bridge) and pier platforms and installation of 53 bored piles were completed. Boring is on-going in pier 20 using a 280-type rotary drill.

4.4. Bambang By-pass Road

Location : Bambang, Nueva Vizcaya
 Implementing Agency : Department of Public Works and Highways
 Project Cost : PHP537.85 Million

PHP103.80 Million (CY 2018)
 PHP120.50 Million (CY 2019)
 PHP105.00 Million (CY 2020)
 PHP105.00 Million (CY 2021)
 PHP103.55 Million (CY 2022)

Implementation Period : CY 2018-2022

The construction of the Bambang by-pass involves the construction of 4-lane, 13.4 meters carriageway width, 300-mm thickness concrete road including the 30 lineal meter. Almaguer bridge and RROW acquisition. This project once completed will reduce travel time and decongest traffic along the Daang Maharlika in Bambang Nueva Vizcaya.

The project completed 12.65 lane kilometers funded under the 2018 to 2020 GAA. The CY 2021 is ahead of schedule by 8.01 percent with 72 percent fund utilization. The project is also ahead of schedule in CY 2022 by 20.69 percent and a fund utilization of 15 percent. The overall physical performance of the two on-going projects is 54.66 percent and ahead of schedule by 14.35 percent. It has 44 percent fund utilization.

Table 16. Bambang By-pass Road Project Financial and Physical Accomplishment, as of June 30, 2022

Year	Indicators (lane km)	Financial Accomplishment (PHP Million)				Fund Utilization (%)	Physical Accomplishment		
		Allocation	Releases	Obligation	Disbursement		Target %	Actual %	Slippage
CY 2018	3.64	103,800.00	101,917.00	79,430.10	79,430.10	78	100.00	100.00	-
CY 2019	7.71	120,500.00	120,500.00	86,982.50	86,982.50	72	100.00	100.00	-
CY 2020	1.30	105,000.00	103,425.00	100,749.59	100,749.59	97	100.00	100.00	-
CY 2021	4.23	105,000.00	103,425.00	96,716.99	74,715.48	72	79.54	87.55	8.01
CY 2022	1.08	103,552.00	101,998.72	99,774.88	14,966.23	15	1.08	21.77	20.69
Total	17.96	537,852.00	531,265.72	463,654.05	356,843.90	44	40.31	54.66	14.35

4.5. Amulung Bridge Project

Location : Amulung, Cagayan
 Implementing Agency : Department of Public Works and Highways
 Project Cost : PHP705.45 Million

PHP 63.08 Million (CY 2020)
 PHP282.37 Million (CY 2021)
 PHP360.00 Million (CY 2022)

Implementation Period : CY 2020-2022

The Amulung bridge project is a Multi-Year Contract Authority for 4 years from 2020 to 2023. This project will span the east and west banks of Cagayan River and will link Amulung to other western Cagayan municipalities including CAR and Region 1.

Phase 1 (2020) of the projects had been completed in January 2022. Phase 2 (2021) achieved a 90.05 percent with 51 percent fund utilization and the Phase 3 (2022) had 29.69 percent accomplishments with 24 percent fund utilization. The slippage was caused by unworkable weather conditions. Request for time extension is being processed.

Table 17. Amulung Bridge Project Financial and Physical Accomplishment, as of July 30, 2022

Year	Financial Accomplishment (PHP Million)				Fund Utilization (%)	Physical Accomplishment		
	Allocation	Releases	Obligation	Disbursement		Target %	Actual %	Slippage
CY 2020	63,076.00	62,129.86	60,868.34	60,868.35	98	100.00	100.00	-
CY 2021	282,369.00	278,133.47	267,315.14	140,827.52	51	100.00	90.05	-9.95
CY 2022	360,000.00	354,600.00	347,299.31	86,816.92	24	36.95	29.69	-7.26
Total	705,445.00	694,863.33	675,482.79	288,512.79	42	68.48	59.87	-8.61



Engr. Ronilo H. Bulseco, RPMC-FMV Team leader, listens to Engr. Edmund B. De Luna (in white helmet), Project Engineer, as he explains the Amulung Bridge project's details and accomplishments. The project site shows the unfavorable working condition.

4.6. Bayombong-Solano By-pass Road

Location : Bayombong, Nueva Vizcaya
 Implementing Agency : Department of Public Works and Highways
 Project Cost : PHP539.441 Million

PHP 81.20 Million (CY 2018)
 PHP129.50 Million (CY 2019)
 PHP140.50 Million (CY 2020)
 PHP133.24 Million (CY 2021)
 PHP 55.00 Million (CY 2022)

Implementation Period : CY 2018-2022

The construction of the Bayombong-Solano By-pass road involves the construction of 4-lane, 13.4m carriageway width, 300mm thickness, concrete road including RROW acquisition with a total length of 36.288 lane kilometers. From 2018 to 2021, 32.83 lane kilometer were completed. The remaining concreting of 3.46 lane kilometers is still on-going with negative 42.73 percent slippage and a fund utilization of 40 percent. The negative slippage is due to revision of plan. Request for work suspension is on process. This project will ease the worsening traffic condition in the Bayombong-Solano road section and will induce development and improve access to communities around the area.

Table 18. Bayombong-Solano By-pass Road Project Financial and Physical Accomplishment, as of June 30, 2022

Year	Indicators (lane km)	Financial Accomplishment (PHP Million)				Fund Utilization (%)	Physical Accomplishment		
		Allocation	Releases	Obligation	Disbursement		Target %	Actual %	Slippage
CY 2018	3.640	81,200.00	79,408.00	51,120.92	51,120.92	64	100.00	100.00	-
CY 2019	5.000	129,500.00	124,967.50	124,967.50	124,967.50	100	100.00	100.00	-
CY 2020	13.570	140,500.00	138,392.50	137,544.12	137,544.12	99	100.00	100.00	-
CY 2021	10.618	133,241.00	131,242.39	127,099.26	127,099.26	97	100.00	100.00	-
CY 2022	3.460	55,000.00	54,175.00	52,974.94	21,830.62	40	89.71	46.98	-42.73
Total	36.288	539,441.00	528,185.39	493,706.75	462,562.42	88			

OBSERVATIONS

- Delays of project implementation were due to unworkable site and weather condition.
- Issues on RROWs in some projects areas also resulted to delays.

RECOMMENDATIONS

- Prepare and implement a catch-up plan.
- Fast track the completion of needed documents for processing and payment of RROW claims.

4.7 Cagayan Special Economic Zone and Freeport Development Projects

a. PROJECT PROFILE

Location : Santa Ana, Cagayan
 Implementing Agency : Cagayan Economic Zone Authority
 Project Cost : PHP2.07 Billion

1. Port Irene Development	1,104.08 Million
Warehouse Component	301.24
Retrofitting and Rehabilitation Works	400.00
Additional Road and Bridge Construction	35.00
Development of Port Irene Facilities	139.00
Dredging and Reclamation Project, Phase 1	228.84
2. Construction of CEZA Corporate Center	120.00 Million
3. Construction of CEZA 3-Hole Driving Range	74.00 Million
4. CEZA Site Development Works	175.00 Million
5. Construction of CEZA Palarca Road	10.76 Million
6. Construction of Sanitary Landfill	17.0 Million
7. Re-construction of San Vicente Causeway & Wharf	155.0 Million
8. Construction of Commercial Center	300.0 Million
9. Construction of Seawall	100.00 Million

Implementation Period : CY 2019-2023

b. IMPLEMENTATION STATUS

The Port Irene Development project recorded an over-all physical accomplishment rate of 83.41 percent. The construction of additional roads and bridges and 2-set warehouse were completed. The dredging and reclamation including the development of the facilities components were on-going and ahead of schedule as of reporting period. However, the construction of 1-set warehouse; and retrofitting and rehabilitation works in Port Irene were experiencing delays and recorded minimal negative slippages.

In addition, five projects under the Cagayan Special Economic Zone and Freeport (CSEZFP) Development are completed as of reporting period. Three projects are on-going and notably ahead of schedule based on revised time extension. These projects are expected to be completed this year.

Table 19. Status of CSEZFP Development Projects

Projects	Physical Accomplishment			Remarks
	Target (%)	Actual (%)	Slippage	
1. Port Irene Development	83.48	83.41	-0.07	
Warehouse Component (1-set)	99.05	98.96	-0.09	With time extension/ September 30, 2022*
Warehouse Component (2-set)	100	100	0.00	Completed
Retrofitting and Rehabilitation Works	100	98.91	-1.09	Completion of punch list / July 02, 2022*
Additional Road and Bridge	100	100	0.00	Completed

<i>Development of Port Irene Facilities</i>	95.03	95.45	0.42	On-going/ August 26, 2022*
<i>Dredging and Reclamation Phase I</i>	23.72	25.07	1.35	On-going
2. CEZA Corporate Center	97.20	98.03	0.83	With time extension/ September 30, 2022*
3. CEZA 3-Hole Driving Range	88.74	90.06	1.32	With time extension/ September 18, 2022*
4. CEZA Site Development Works	94.13	95.05	0.92	With time extension/ October 31, 2022*
5. Construction of CEZA-Palarca Road	100	100	0.00	Completed
6. Construction of Sanitary Landfill	100	100	0.00	Completed
7. Re-construction of San Vicente Causeway and Wharf	100	100	0.00	Completed
8. Construction of Commercial Center	100	100	0.00	Completed
9. Construction of Seawall	100	100	0.00	Completed

* - revised completion date

Source: CEZA

CEZA reported that most of the delays in the implementation of the projects are due to the imposition of COVID-19 work protocols in the construction sites, community quarantine which restricted the movement of goods and services, and the inclement weather experienced in the area. For the delayed projects, CEZA approved the contractor's request for extension in implementation period.



*Retrofitting and Rehabilitation Works of Port Irene at
Barangay Casambalangan, Santa Ana, Cagayan*


On May 17-19 2022, the Regional Project Monitoring Committee (RPMC) visited the CSEZFP Development Projects including the Camalaniugan and Amulung Bridge Projects, and the Chico River Pump Irrigation Project to validate the reported accomplishments and facilitate the implementation of said projects. CSEZFP development projects were found to be in accordance with the status as reported using the prescribed RPMES template. The summary of observations and findings as well as the recommendations of the inter-agency RPMC team was provided for appropriate action.

c. OBSERVATIONS

- The continued imposition of COVID-19 protocols with various levels of quarantines and prevalence of unfavorable weather contributed to the slight delay in the implementation of two CSEZFP projects.
- Most of the CSEZFP development projects were targeted for completion in 2021 however, implementation period was extended and completion is until end of 2022.

d. RECOMMENDATIONS

- With the approval of the contractor's request for extension, CEZA should closely monitor the implementation of projects per approved catch-up plan.
- For CEZA to consider the following recommendations of the RPMC during its visit in May:
 - Completed projects should be subjected to post audit before allowing its use or operation.
 - CEZA to apprise and inform its contractors on the observance and imposition of the policies of DPWH DO 193 series of 2016 should be delays in the implementation of projects in accordance with the revised IRR of RA 9184.
 - In future reports, provide information on the employment of women in the workforce
 - Provide the status of 2021 GAA projects in future RPMES report submission.



The RPMC team, together with CEZA officials, during its visit to CSEZFP Development Projects.

On-going and Completed CSEZFP Development Projects



*Sanitary Landfill Facility (completed) at
Barangay Diona Zinungan, Santa Ana, Cagayan*



*Three-Hole Driving Range and Facilities at
Barangay Diona Zinungan, Santa Ana, Cagayan*




*CEZA Commercial Center (completed) at
Barangay Centro, Santa Ana, Cagayan*



*CEZA Corporate Center (completed) at
Barangay Centro, Santa Ana, Cagayan*



*Three-Hectare Site Development Works at
Barangay Centro, Santa Ana, Cagayan*



*Port San Vicente Causeway and Wharf (completed)
at Barangay San Vicente, Santa Ana, Cagayan*

Photo courtesy of CEZA

4.8. Health Facility Enhancement Program

a. PROJECT PROFILE

Location	: Regionwide
Implementing Agency	: Department of Health
Project Cost	: PHP 1.21 Billion
	PHP 382.97 Million (HFEP 2017)
	PHP 593.47 Million (HFEP 2018)
	PHP125.58 Million (HFEP 2019)
	PHP 99.40 Million (HFEP 2020)
	PHP 5.00 Million (HFEP 2021)

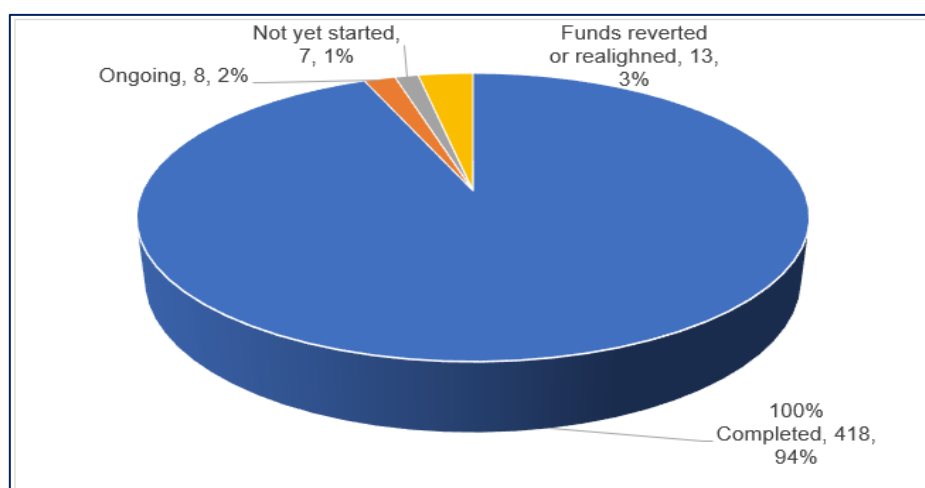
Implementing Period : CY 2017-2022

b. IMPLEMENTATION STATUS

As of this reporting date, a total of 418 projects were completed which is 97 percent of the projects funded from 2017 to 2021. There are eight on-going projects - two projects funded during 2018 and six projects from 2020 allocations, respectively. Seven projects are yet to start and five are in Batanes.

For the fund allocation per project component, about 59 percent of the total project costs were allocated for upgrading, repair, or improvement of hospitals amounting to PHP718.721 million. It is followed by the construction and completion of Barangay Health Station (BHS) with a total allocation of PHP261.829 million or 22 percent of the total costs and 19 percent is allocated for the establishment of the Rural Health Unit (RHU). With this, a total of 433 projects were implemented

Figure 12. Status of HFEP Projects, CY 2017-2021



There are projects in which funds were reverted or realigned for the completion of other HFEP projects. Some projects incurred delays in the implementation due to the following cited reasons which include the following: slow-paced of work due to site conditions, difficulty in the transport of materials, and limited skilled manpower. Funds were also reverted in the case of LGU Hospital due to the closure of its operation as part of the

rationalization plan implementation, i.e.; Abulug Community Hospital, operated by the Provincial Government of Cagayan. Other reasons of fund reversion were due to failure of Local Government Unit (LGU) to expedite execution of MOA within a prescribed period, double entry of funding, fund validity affected by EO 87 resulting to unsure funding release, non-existence of identified barangay in the municipality and lastly, failure of LGU recipient to secure an alternative lot safe for project implementation.

All the projects funded in 2017 were already completed while the projects funded in 2018 are nearing completion with only two projects still on-going. One project in 2019 is dropped from the list because there was no Sub-Allotment Advise (SAA) released for the purpose. Fortunately, the LGU initiated and shouldered the implementation of the project through their own finance. In addition, there are eight on-going projects funded in 2020 while four RHU projects in 2021.

Table 20. Status of HFEP Projects, CY 2017-2021

HFEP Funding Year	No. of Projects			Total	Reverted/ Realigned
	Completed	On-going	Not Yet Started		
2017	86	-	-	86	5
2018	168	2	-	170	7
2019	78	-	1	79	-
2020	86	6	2	94	1
2021	-	-	4	4	-
Total	418	8	7	433	13

The HFEP projects host 73 hospitals, 93 RHU, and 267 BHS. There are also 13 projects that did not push through. The four projects intended for the RHU (HFEP 2021) and one BHS (HFEP 2020) are still under the procurement process. These projects belong to the Province of Batanes. As noted, Isabela has the most number of HFEP projects with one project that is still on-going.

HFEP Projects for CY 2017-2021



Expansion / Improvement of Abulug RHU at Abulug, Cagayan



Completion of Fugaru Barangay Health Station at Angadanan, Isabela



Completion of Gud Barangay Health Station at San Isidro, Isabela



Major Repair/Relocation of Kililing Barangay Health Station at Alcala, Cagayan



Major Repair/Relocation of Paddaya Barangay Health Station at Aparri, Cagayan



Completion of Dinapigue Municipal Health Center at Digumased, Dinapigue, Isabela

The succeeding tables show the number of health facilities funded from 2017 to 2021 and the status of health facilities per province.

Table 21. Number of Health Facilities Funded from 2017-2021

HFEP Funding Year	No. of Health Facilities			Total	Reverted/ Realigned
	Hospitals	RHU	BHS		
2017	25	17	44	86	5
2018	26	55	89	170	7
2019	6	4	69	79	-
2020	16	13	65	94	1
2021	-	4	-	4	-
Total	73	93	267	433	13

Table 22. Number of Health Facilities Implemented per Province

Province	No. of health facilities			Total
	Completed	On-going	Not yet started	
Batanes	12	1	5	18
Cagayan	105	6	1	112
Isabela	196	1	-	197
Qurino	19	-	1	20
Nueva Vizcaya	86	-	-	86
Total	418	8	7	433

c. OBSERVATIONS

- In 2021, an allocation amounting to PHP5 million was used to construct/improve/repair four RHUs in Batanes. Hence, a total of five projects in Batanes have yet to start. All projects were under procurement activities.
- Several activities were undertaken by the DOH RO2 such as the provision of technical assistance in the preparation of detailed engineering and architectural plans and program of works, the conduct of meetings/pre-construction meetings for the implementation of projects, and the conduct of regular monitoring and joint inspection with end users to ascertain project completion.

d. RECOMMENDATIONS

- DOH to continuously monitor the implementation of both on-going and projects that are yet to start to ensure timely completion of said projects.
- DOH to share and encourage LGUs the adoption of strategies and best practices in the implementation and monitoring of local projects for future endeavors.
- DOH and concerned contractors should prepare and agree on a catch-up plan for projects that fall behind schedule.

Activities Undertaken by DOH RO2 for the Implementation of HFEP Projects



Identification and verification of proposed lot for the construction of health facility together with LCEs and MHOs



Pre-Construction Meeting with the project end user and project contractor to discuss key details of the project and address early issues



Conduct of Regular Monitoring of project implementation to ensure the highest standard of quality in project implementation.



Photo courtesy of DOH RO2

Joint Inspection with the end user, project contractor, and LGU Representatives to ascertain the completion of the project



Preconstruction meeting with stakeholders

5. Rehabilitation and Recovery Projects

a. PROJECT PROFILE

Location	: Regionwide
Monitoring Agency	: Office of Civil Defense
Implementing Agencies	: Department of Public Works and Highways, Isabela State University and Cagayan State University
Project Cost	: PHP852.20 Million
Implementation Period	: CY 2018-2022

b. IMPLEMENTATION STATUS

Rehabilitation and recovery projects implemented for CY 2018-2022 are intended for areas affected by Typhoon Ompong, Typhoon Rosita in 2018, Typhoon Quiel, Ramon, Tisoy, and Ulysses, and Tropical Storm Sarah in 2020.

There are 166 projects programmed for implementation charged against the National Disaster Risk Reduction and Management Fund, of which 158 projects (95%) were completed, one project (1%) is on-going, and seven projects (3%) were terminated or canceled.

The on-going project is being implemented by the Cagayan State University under the funds for Typhoon Ompong. This on-going project is almost completed with an overall physical accomplishment of 90 percent. The table below shows the physical status of projects per province and per implementing agency.

Table 23. Summary of Physical Accomplishment, by Disaster and Province/Agency, CY 2018-2020

DRRM Projects	Completed	Physical Status		Total
		On-going	Terminated	
Typhoon Ompong 2018	119	1	6	126
Cagayan	19	0	0	19
Isabela	27	0	0	27
CSU	73	1	6	80
Typhoon Rosita 2018	35	0	1	36
Cagayan	2	0	0	2
Isabela	7	0	1	8
ISU	23	0	0	23
Quirino	3	0	0	3
Typhoon Quiel, Ramon & Tisoy and Tropical Storm Sarah (2019)	3	0	0	3
Cagayan	1	0	0	1
Isabela	2	0	0	2
TY QRU (2021)	1	0	0	1
Nueva Vizcaya	1	0	0	1

Relatively, the on-going project is concerned with the rehabilitation of the CMS-New Building administered by the CSU-Carig Campus. The project is nearing completion.



Photo courtesy of OCD RO2

Repair/Maintenance of Sicalao Flood Control located in Sicalao, Lasam, Cagayan



Rehabilitation of Municipality Gymnasium located in Centro, Buguey, Cagayan

c. OBSERVATIONS

- The program implementation is nearing completion with only one on-going project, under Typhoon Ompong (2018) with one percent that has yet to be completed for this year.
- Lack of information in the fund utilization of some projects.

d. RECOMMENDATIONS

- The OCD should continuously monitor and facilitate the implementation and timely completion of rehabilitation projects and utilization of the financial assistance to LGUs charged against the NDRRM fund.
- The OCD to provide more information on the projects that were not implemented/terminated.

6. Peace, Security, and Development

6.1. Payapa at Masaganang Pamayanan

a. PROJECT PROFILE

Location	: San Mariano, Isabela
Implementing Agency	: Philippine Health Insurance Corporation
Project Cost	: PHP295,200.00
Implementation Period	: 2022

b. IMPLEMENTATION STATUS

As of the first semester, the Philippine Health Insurance Corporation (PHIC) renewed the health insurance coverage of 123 beneficiaries for the period January 1, 2022 to December 31, 2022. A total allocation of PHP295,200.00 was released and disbursed to cover the enrolment of former rebel beneficiaries under the PAYapa at Masaganang PamayaNAn (PAMANA) program, of which 112 are males and 11 are females.

No beneficiaries availed the health services as of the first semester of 2022.

c. OBSERVATION

- There was significant increase in the number of beneficiaries endorsed to PHIC from 14 FRs in 2019 to 123 FR beneficiaries in 2022 which is an indication of the successful implementation and effectiveness of the program.

d. RECOMMENDATION

- The PHIC should continue to make representation with the Office of the Presidential Adviser on the Peace Process (OPAPP) for the possible inclusion of eligible PAMANA beneficiaries from other areas in the Region.

6.2. Enhanced Comprehensive Local Integration Program

a. PROJECT PROFILE

Locations	:	Cagayan, Isabela, Nueva Vizcaya and Quirino
Implementing Agency	:	Department of the Interior and Local Government
Project Cost	:	PHP3.75 million (May to October 2021) and PHP6.17 million (January to June 2022) for Package of Financial Assistance to Former Rebels
Implementation Period	:	Started in 2018 (continuing)

b. IMPLEMENTATION STATUS

Construction of Halfway Houses

The province of Nueva Vizcaya submitted its letter of intent to the DILG-National Barangay Operations Office for the construction of halfway house.

Package of Financial Assistance to Former Rebels

- *Requested fund from May 2021 to October 2021 and downloaded in 2022*

A total of PHP3.75 million package of financial assistance (PFA) was awarded to 43 former rebel (FR) beneficiaries (27 NPAS and 16 Militia ng Bayan) in Cagayan, Isabela, Nueva Vizcaya and Quirino; and reward for surrendering three firearms.

- *Requested and downloaded fund for the period January to June 2022*

During the period, a total of PHP6.17 million fund was requested and subsequently downloaded to provide PFA to 63 FRs comprising of 34 NPAs, 28 Militia ng Bayan and rewards for 27 surrendered firearms. The beneficiaries are located in the provinces of Isabela and Nueva Vizcaya.

Funding requests for the provision of immediate assistance, and livelihood assistance remunerations were submitted for fund allocation to DILG National Barangay Operations Office through ECLIP-IS for five (four NPAs and one Militia ng Bayan) beneficiaries and one firearm from the province of Nueva Vizcaya amounting to PHP297,000.00.

c. OBSERVATIONS

- Provision of a PFA to FRs for their livelihood is seen to be essential in helping them reintegrate and mainstream them back to the fold of the government. Integration and business plans were prepared by the Provincial Social Welfare Development Office (PSWDO) as basis in the implementation and monitoring of the packages of financial assistance that were provided to the FRs.

d. RECOMMENDATIONS

- DILG to constantly follow up the immediate release of funds to ensure on-time delivery of packages of assistance to the beneficiaries.
- The PSWDO may tap the services of other agencies such as TESDA, DTI, DA, DOST, SUCs, etc. to sustain the mechanism in the implementation of the livelihood program for FRs.
- DILG may consider to create a database on this program for monitoring, tracking and sustaining the livelihood assistance.

III. Provincial Governments' Major Programs and Projects

At the sub-regional level, 104 major programs and projects are being implemented to push the development agenda of the Provincial Local Government Units of Batanes, Isabela and Nueva Vizcaya. These projects have a total allocation of PHP4.4 billion either funded nationally or locally from the province's funds, revenues and borrowings from domestic sources while the province of Quirino is currently implementing the Quirino Integrated Rural Development Project-Phase 2 funded by ODA-KOICA with funding counterpart of the province. It has a total project cost amounting to PHP479.39 Million (or US\$ 9.5 Million).

As of reporting period, a total of 34 projects (or 33%) were completed, 58 (or 56%) are on-going while 12 (or 11%) are either not-yet-started (NYS) or still in the procurement stage, as shown in the table below.

Table 24. Status of Projects, by Province, as of June 30, 2022

Province	Allocation (PHP Million)	No. of Projects				Fund Source
		Completed	On-going	NYS	Total	
Batanes	978.12	16	19	4	39	HFEP, World Bank, Bayanihan II, GAA 2021
Isabela	1,997.74	14	17	2	33	DOH-Trust-Fund, DBP Loan, 20% DF, DF 2019, Capital Outlay, AIP 2020, Tobacco Excise Tax
Nueva Vizcaya	1,407.70	4	23	5	32	20% DF, DA-NVAT, DRRM, LBP Loan
TOTAL	4,383.56	34	58	12	104	

NOTE: Provincial Government of Cagayan has no report as of date

1. Provincial Government of Batanes

As of June 30, 2022, the province reported 39 projects with a total allocation of PHP978.12 million implemented by the Batanes General Hospital (11) and DPWH-Batanes District Engineering Office (28).

Despite inclement weather and COVID-19 restrictions, 16 projects (or 41%) of the 39 programmed projects were completed. The remaining 59 percent are either on-going, not-yet-started (NYS) or awaiting the release of funds for its implementation, as summarized in Table 25.

Table 25. Status of Projects in Batanes, by Implementing Agency, as of June 30, 2022


Implementing Agency	Fund Source	Allocation (PHP Million)	No of Projects			
			Completed	On-going	NYS	Total
Batanes General Hospital	HFEP, World Bank, Bayanihan II	136.00	3	5	3	11
DPWH-Batanes District Engineering Office	GAA 2021	842.12	13	14*	1	28
TOTAL		978.12	16	19	4	39

* – one project is suspended

1.1. Batanes General Hospital

The province reported 11 projects for the modernization and upgrading of the Batanes General Hospital (BGH) and its facilities. These projects, with a total allocation of PHP136 million, are funded either under the Health Facilities Enhancement Program, World Bank, and Bayanihan II. Three of the 11 programmed projects were completed, five are on-going, while three are not-yet-started (NYS) or awaiting the release of funds for its implementation.

The improvement of BGH buildings and its facilities was completed in 2021 including the testing and commissioning of the pipe-in of oxygen generating plant while the upgrading of hospital's electrical system and construction of the molecular laboratory are substantially complete. Completion of punch lists is on-going as the semester ended.



The upgrading of the Batanes General Hospital's electrical system will address the increasing power demand of hospital facilities.


The construction activities for the renovation of the emergency/operating rooms and isolation facility for medical workers are on-going while the upgrading of isolation rooms is yet to start awaiting issuance of the Notice of Award to the contractor.

The construction of additional facilities such as motor pool, warehouse and dormitory is yet to start and awaiting approval on the request to use the HFEP fund for the project.

Another proposed project is the construction of quarantine facility funded under the Bayanihan Act II. Notice to proceed has been issued and design stage is on-going.

The delays in the implementation of the projects were due to weather disturbance and the continued restriction in movement brought by the COVID-19 pandemic. This results in scarcity of labor and difficulty in transporting construction materials from mainland to the province.


These projects, once completed, will enhance healthcare support services of the province to better respond to the COVID-19 pandemic.



The Batanes General Hospital's Molecular Laboratory will provide faster delivery of RT-PCR results of suspect COVID-19 patients in the province.

1.2. DPWH – Batanes District Engineering Office

On the 28 projects implemented by the DPWH-Batanes District Engineering Office, the 13 projects completed during the year include the local road improvements; construction of access roads leading to ports and tourism destinations; and construction of flood control. The 13 on-going projects are in various stages of completion while one project - the construction of multipurpose building in Barangay Kayvaluganan in Basco, has been suspended during the semester. The construction of the multipurpose building in Barangay Uvoy in Mahatao, has not yet started and still for rebidding.



Construction of 94.0 linear meters of concrete slope protection along the National Road section at Barangay Kaychanarianan, Basco, Batanes.

Among the reported on-going projects of the province, three projects incurred more than 10 negative slippage points, as shown in the table below. These projects have a total allocation of PHP139.71 million.

Table 26. Delayed Projects in Batanes (>10 negative slippage points), as of June 30, 2022

Project Title		Location	Allocation (PHP Million)	Physical Accomplishment		
				Target (%)	Actual (%)	Slippage
DPWH-Batanes District Engineering Office						
1	Construction of Uyugan Seawall, Brgy. Kayuganan	Uyugan	37.50	100.00	85.03	-14.97
2	Construction of Access Road leading to Mauyen Port	Itbayat	70.76	100.00	85.03	-14.97
3	Construction of Detachment Naval Coastal Base	Mavulis Island	31.45	100.00	88.60	-11.40
Total		139.71				

The delays in the implementation of project were due to weather disturbance and the continued restriction in movement brought by the COVID-19 pandemic. This results in scarcity of labor and difficulty in transporting construction materials from mainland to the province.




Photo courtesy of Provincial Government of Batanes

On-going Construction of Uyugan Seawall

2. Provincial Government of Isabela

The province reported 33 projects, with a total allocation amounting to PHP1.99 billion funded from the province's development fund, national agency funds, revenues and loans. These projects are jointly implemented either with the Department of Health, the Department of Agriculture, or the Department of Public Works and Highways.

Of the 33 projects, 14 projects (or 42%) were completed, 17 (or 52%) are on-going and in various stages of completion while two (or 6%) are either temporary suspended or yet to start. These are summarized, per fund source, in the table below.

Table 27. Status of Projects in Isabela, by Fund Source, as of June 30, 2022

Fund Source	Allocation (PHP Million)	Completed	On-going	Temporary Suspended	NYS	Total
DBP Loan	1,399.81	0	0	1	0	1
Capital Outlay/DF 2019/Annual Investment Program 2020	101.79	1	1	0	0	2
20% Development Fund	396.19	11	11	0	1	23
Trust Fund-LGSF DRRAP (Local Government Support Fund-Disaster Rehabilitation and Reconstruction Assistance Program)	39.98	2	1	0	0	3
Tobacco Excise Tax	59.96	0	4	0	0	4
Total	1,997.74	14	17	1	1	33

Among the completed projects are the construction of Dimalama Bridge in San Mariano, 11 creek dredging/desilting projects in various municipalities, construction of shelter for displaced families and reconstruction of damaged riverbank protection along Simanu Sur, San Pablo.

On-going projects include the Provincial Legislative building in the City of Ilagan, four creek dredging/desilting projects in various municipalities, reconstruction of damaged slope protection along Ilagan-Divilacan Road, and four Hemodialysis Centers for each district hospital (Echague, Roxas, Cauayan and Milagros Albano). These projects are on-going and targeted to be completed in September 2022. Fifteen out of the 17 on-going projects were notably ahead of its schedule.

However, the rehabilitation of the 82-kilometer Ilagan-Divilacan Road is still suspended. It remained at a recorded accomplishment rate of 94 percent since its suspension in 2020. Delays in the implementation of some projects were due to the observance of COVID-19 protocols, unworkable site, and inclement weather.

3. Provincial Government of Nueva Vizcaya

The 32 projects, with a total allocation of about PHP1.41 billion, include the flagship projects of the province on the modernization and upgrading of the Nueva Vizcaya Provincial Hospital (NVPH) and the Lower Magat Eco-tourism (LMET) Park. It also includes upgrading of provincial roads, construction of processing center, upgrading of hospital and disaster facilities, and construction of Bahay Pag-asa.

Four (or 13%) out of the 32 programmed projects were completed, 23 (or 72%) are on-going, two (or 6%) were suspended while three projects (or 9%) were not yet started and still in the procurement stage, as summarized in the table below. The province targets to complete these projects within 2022.

Table 28. Status of Projects in Nueva Vizcaya, by Fund Source, as of June 30, 2022

Fund Source	Allocation (PHP Million)	Completed	On-going	Suspended	NYS	TOTAL
LBP Loan	821.20	0	7	0	0	7
DRRM Fund	30.84	1	1	0	0	2
20% Development Fund	540.26	2	15	2	3	22
DA	15.40	1	0	0	0	1
Total	1,407.70	4	23	2	3	32

To provide better health services, the province had various projects for the modernization and upgrading of the hospitals and its facilities. These projects are funded either under the province's development funds or through loan from the Land Bank of the Philippines (LBP).

For the modernization of the NVPH, the renovation of the main building and the construction of the sewage treatment plant are on-going.

Upgrading for the facilities in Bagabag District Hospital, Kasibu Municipal Hospital, and Diadi Emergency Hospital are on-going while the construction for the extension of Dupax del Norte Hospital's Main building was suspended during the semester due to unavailability of roofing materials within the locality.



Kasibu Municipal Hospital Ancillary Building, Phase IV

The construction of a multi-fruit and vegetable juice processing facility in Nueva Vizcaya Agricultural Terminal was completed during the semester. This is a partnership project between the Department of Agriculture and the province.

Funded under disaster risk reduction management funds, the construction of DRRM warehouse in Bayombong was completed during the semester while the construction of the Kayapa Proper bridge is on-going.

Six provincial road-upgrading projects with a total length of 42 kilometers are on-going as the semester ended. These projects, funded under loan from LBP, are located in Dupax del Sur (Dupax del Sur-Iiyo-Carolotan road), Aritao (Palabutan-Banila-Caino-Anayo-Canarem road), Quezon (Difuday-Bonifacio road), Diadi (Nagsabaran-Decabacan-Ampakleng road), Dupax del Norte (Junction National Bua-Bulala-Muta-Macabenga road), and Bagabag (Bonifacio-Dagupan-Palayan road).

Other projects funded under the province's development fund are the on-going construction of Bahay Pag-asa in Bayombong and the Nueva Vizcaya conference center. While the construction of swimming pool of the LMET Park is still on the procurement and planning stage.

Of the 32 reported projects of the province, nine projects with a total allocation of PHP159.62 million incurred more than 15 negative slippage points, as shown in Table 29. Right-of-way issues and continued restriction in mobility due to COVID-19 significantly contributed in the delay of projects. Other causes of delays were inclement weather, unworkable site, and variation orders. The implementing office ensured preparation of catch-up plan to address these delays.

Table 29. Delayed Projects in Nueva Vizcaya (>15 negative slippage points), as of June 30, 2022

	Project Title	Location	Allocation (PHP Million)	Physical Status		
				Target (%)	Actual (%)	Slippage
1.	Construction of Kayapa Proper Bridge	Kayapa	21.12	37	1	-36
2.	Completion of Nueva Vizcaya Conference Center, Phase III - LMET	Diadi	8.00	93	54	-39
3.	Construction of Dupax del Norte Hospital Main Building*	Dupax del Norte	5.00	100	75	-25
4.	Construction of Integrated Health Care Extension	Bayombong	7.00	88	60	-28
5.	Upgrading of Quirino-Santor-Sta.Cruz-Careb Road	Diadi	11.50	79	49	-30
6.	Upgrading of Palabotan-Banila-Caino-Anayo-Canarem Road	Aritao	20.00	88	58	-30
7.	Upgrading of Nueva Vizcaya-Benguet Junction-Kayapa Central-Kayapa Proper Road	Kayapa	33.00	55	22	-33
8.	Upgrading of Cagayan Valley Road Batu-Magapuy-Paitan Road	Bayombong	32.00	50	7	-43
9.	Upgrading of Oyao-Ganao Road*	Dupax del Sur	22.00	100	78	-22
* - suspended		Total	159.62			

a. OBSERVATIONS

- More projects involving healthcare system were either completed or on-going as the semester ended. The current pandemic has shown how health infrastructure is necessary to hasten implementation of health protection measures.
- The delays in the implementation of the projects in the provinces of Batanes and Nueva Vizcaya were due to weather disturbance and the continued restriction in movement brought by the COVID-19 pandemic.
- Batanes and Nueva Vizcaya reported three projects and nine projects, respectively, with negative slippage of more than 10 percentage points.

b. RECOMMENDATIONS

- Implementing agency to observe the provisions of DPWH DO 193 series 2016 (actions on project slippage) as prescribed in RA 9184
- PLGUs to continue to strengthen their monitoring mechanism to ensure that projects implemented are within the set project schedule, standard, and expected quality without compromising health and safety standards.
- Take advantage of the favorable weather to maximize the period to implement key infrastructure projects that would improve productivity and resiliency in all major sectors.
- For problematic projects that are beyond the PLGU's control, provinces may consider tapping the assistance of the Regional Project Monitoring Committee for the conduct of problem-solving session to facilitate project implementation.

WAYS FORWARD

For 2022, the following activities will be undertaken:

1. Conduct of field monitoring visit either face-to-face, on-site or blended.
2. Conduct of problem-solving session (PSS):
 - Issues and findings as a result of the above-mentioned field monitoring visits will be subjected to PSS; and
 - Other projects encountering significant delays including RTF-ELCAC projects.
3. Regular RPMES report preparation of major programs and projects that are being implemented in the region by the regional line agencies (RLAs) and local government units (LGUs) through the Official Development Assistance (ODA) and/or local fund under the General Appropriations Act (GAA), including monthly and quarterly RTF-ELCAC project monitoring report.
4. Conduct of capacity building activities and technical assistance cum joint field monitoring visits with LPMCs to improve their functionality and strengthen their monitoring capacity.
5. Development and capacity building on the utilization of the e-RPMES System.
6. Preparation of the 2023 Monitoring and Evaluation Plan.

Annex A: Project Description

ASSISTANCE TO MUNICIPALITIES PROGRAM

Assistance to Municipalities (AM) Program (formerly called Assistance to Disadvantaged Municipalities) seeks to equitably assist municipalities in the delivery of basic services by providing financial subsidies for the implementation of their priority programs and projects.

CAGAYAN SPECIAL ECONOMIC ZONE AND FREEPORT DEVELOPMENT PROJECTS

The CSEZFP development projects support the development of the zone into a major transshipment hub, an agro-industrial growth center, and a tourism and eco-tourism haven. The construction of a two-hectare Sanitary Landfill will address waste disposal for Freeport. The improvement of Port San Vicente Wharf and Causeway will further advance the status of the CSEZFP as a premier tourism and game fishing destination. The construction of the Driving Range will promote tourism and sports development. The construction of the Sea Wall aims to protect land and buildings against erosion and prevent coastal flooding. And lastly, the Port Irene Development will support its goal to become the premier international port of Northern Philippines, capable of accommodating panamax and cape-sized vessels catering to the Asia Pacific Region markets.

A Corporate Center and Commercial Center is currently constructed within the 11.40-hectare land, dubbed as the CEZA Global City, in Sitio Punti, Barangay Rapuli, Sta. Ana, Cagayan. The Commercial Center shall accommodate establishments such as shops and restaurants that will satisfy the needs of investors, locators, and tourists, among others.

CHICO RIVER PUMP IRRIGATION PROJECT

The project covers the installation of electric motor-driven pumps, the construction of pumping stations and appurtenant structures, and the construction of irrigation canals, facilities, and other appurtenant structures. The project will irrigate around 8,700 hectares, benefitting about 4,350 farmers, thereby serving 21 barangays from Tuao and Piat in Cagayan, and Pinukpuk in Kalinga.

CONDITIONAL MATCHING GRANT TO PROVINCES PROGRAM

The Conditional Matching Grant to Provinces (CMGP) Program is a National Government initiative that aims to improve the state of core provincial roads by strengthening the capacity and performance of Provincial Governments in Local Road Management and relevant areas of Public Financial Management. The Program addresses challenges in road management in the provinces, leading to poor local road conditions that hamper mobility, connectivity of road networks, and economic development at the local level.

DIBULUAN RIVER IRRIGATION PROJECT

The project aims to provide adequate irrigation water supply to 2,080 hectares of agricultural lands to increase crop production in the area by uplifting the socio-economic life of the intended beneficiaries.

DISASTER RISK REDUCTION AND MANAGEMENT PROJECTS

Disaster risk reduction and management projects are implemented by the government to build back better the infrastructures damaged by natural disasters that hit the region. Social assistance programs

such as cash for work and emergency shelter assistance are also provided to support the economic recovery of the affected people.

These projects are expected to enhance the resiliency and adaptation of the vulnerable population to disasters.

ENHANCED COMPREHENSIVE LOCAL INTEGRATION PROGRAM

The Enhanced Comprehensive Local Integration Program (E-CLIP) aims to facilitate the mainstreaming of the former rebels as productive citizens as well as enhance the capacities of the Local Government Units and the Non-Government Agencies to help them reconstruct their identities as part of the community.

A complete package of assistance will be provided to former rebels (FR) who were members of the Communist Party of the Philippines, New People's Army, and National Democratic Front, as well as their immediate family members, who have surfaced beginning on the date of the effectivity of Administrative Order No. 10, series of 2018 and expressed their desire to abandon armed struggle and become productive members of society¹. All FRs who surfaced starting July 1, 2016, shall likewise be provided benefits from the E-CLIP in addition to the CLIP package that they received.

Benefits and other forms of assistance² to qualified FRs or their beneficiaries include monetary benefits such as:

1. Immediate assistance in the amount of PHP15,000.00 per FR for mobilization expenses while his/her enrolment in the program is being processed;
2. Reintegration (Administrative) support for the receiving unit in the amount of PHP21,000.00 to defray the subsistence or meals cost of FR while in the custody of receiving unit;
3. Livelihood assistance in the amount of PHP50,000.00 per FR; and
4. Firearm Remuneration in the amount of the valuation of turned-in firearms based on the implementing guidelines and procedures for the disposition of firearms, explosives, and ammunition of the former NPA rebels under the E-CLIP.

Additional packages offered to FRs by other government agencies include Conditional Cash Transfer, educational assistance, skills training, temporary shelter, housing assistance, medical assistance, legal assistance, and PhilHealth enrolment under the PAMANA-PhilHealth sponsored program, and others.

ENHANCED NATIONAL GREENING PROGRAM

The Enhanced National Greening Program (ENGP) is a massive introduction of forest tree species and fruit-bearing trees in open areas within private and public lands. The program covers seedling production, procurement, and plantation establishment.

Upon completion, the NGP will contribute to the attainment of food security, economic security, poverty reduction, crops and forest-based productivity, biodiversity conservation, environmental stability, and climate change mitigation and adaptation.

FORESTLAND MANAGEMENT PROJECT

¹ Administrative Order No. 10, series of 2018 "Centralizing All Government Efforts for the Reintegration of Former Rebels and Creating for the Purpose an Inter-Agency Task Force"

² Implementing Rules and Regulations of Administrative Order No. 10, series of 2018

The Forestland Management Project (FMP) is a ten-year (2012-2022) Department of Environment and Natural Resources (DENR) – Japan International Cooperation Agency (JICA) project that aims to strengthen forestland management in three critical river basins through the implementation of collaborative and comprehensive Community-Based Forest Management (CBFM) strategies.

The Project is expected to integrate conservation and development-oriented activities with full participation and capacitation of local communities. These include 147 People's Organizations (POs) within the identified 24 sub-watershed areas as well as the DENR and other stakeholders.

The project is expected to rehabilitate degraded forestlands in three (3) critical river basins (Upper Magat and Cagayan, Upper Pampanga, and Jalaur), improve forest conservation and socio-economic conditions of affected communities, and contribute to disaster risk mitigation efforts in vulnerable areas. It will strengthen forestland management through community-based management strategies, empower people's organizations through capability training, promote land tenureship, and enhance food security and income through enterprise development.

GOVERNMENT ASSISTANCE TO STUDENTS AND TEACHERS IN PRIVATE EDUCATION PROGRAM

The Government Assistance to Students and Teachers in Private Education (GASTPE) program consists of the Education Service Contracting (ESC) and the Teacher Salary Subsidy (TSS). It is a demonstration of the Government's commitment to maintain the viability of private education as a key partner in the delivery of quality basic education.

Joint Delivery Voucher Program for Senior High School Technical-Vocational-Livelihood (JDVP-TVL) Specializations³

Under the program, selected DepEd public Senior High School students taking Technical Vocational and Livelihood Track to take their TVL subjects in private or non-DepEd public SHS subject to the guidelines. A JDVP-TVL voucher shall be granted to the beneficiaries in the qualified public SHSs for twelve thousand five hundred fifty pesos per learner-beneficiary.

Senior High School Voucher Program (SHS-VP)⁴

Senior High School Voucher Program (SHS VP) is a program of financial assistance wherein subsidies in the form of vouchers are provided to qualified SHS learners in participating private or non-DepEd public Senior High Schools.

Educational Service Contracting (ESC)⁵

Educational Service Contracting (ESC) is a partnership program by the Department of Education (DepEd) aimed at decongesting overcrowded public junior high schools. In ESC, the excess capacities of certified private junior high schools are "contracted" through slot allocations for students who would otherwise have gone to public schools. The slots come with subsidies called ESC grants, and program beneficiaries are called ESC grantees.

³ Source: https://www.deped.gov.ph/wp-content/uploads/2020/11/DO_s2020_035.pdf

⁴ Source: <https://peac.org.ph/senior-high-school-voucher-program/>

⁵ Source <https://peac.org.ph/>

Teachers' Salary Subsidy (TSS)⁶

Teachers' Salary Subsidy (TSS) is a program where an annual government subsidy is provided to qualified teachers in ESC-participating Junior High Schools.

The Private Education Assistance Committee (PEAC) has been contracted by the DepEd to administer the ESC and TSS programs. PEAC is the trustee of the Fund for Assistance to Private Education (FAPE), a perpetual fund created to assist with private education in the country. PEAC is represented nationally by its National Secretariat (PEAC NS) and in each region by its Regional Secretariats (PEAC RS).

The Regional Program Committees (RPComs) shall oversee the compliance of participating schools in their regions with the policies and guidelines of the GASTPE programs of assistance. It shall resolve problems that may occur and recommend measures to improve program implementation.

The RPCom in each region is composed of representatives from the Department of Education (DepEd) and the PEAC RS with the DepEd Regional Director as Chair and the PEAC Regional Program Director as Co-Chair.

The DepEd issued the Guidelines on the Implementation of the Educational Service Contracting and Teachers' Salary Subsidy Programs in Junior High School Effective School Year 2017-2018 through Department Order No. 20, series of 2017⁷.

HEALTH FACILITY ENHANCEMENT PROGRAM (HFEP)

The Health Facility Enhancement Program (HFEP) involves the repair, improvement, and construction of buildings and facilities in various regional hospitals, rural health units, and barangay health stations. The rehabilitation and upgrading of major hospitals in the region, including the acquisition of new hospital facilities and construction and improvement of RHU and BHS will help ensure the provision of quality health care service delivery to patients particularly in rural areas.

INFRASTRUCTURE DEVELOPMENT PROJECTS

The Infrastructure Development Projects include the construction, improvement, and rehabilitation projects, which are national roads and bridges, flood control structures and drainage systems, school buildings, hospitals, evacuation centers, tourism access roads, or accessibility facilities for physically challenged persons.

The project improves mobility in the region thereby promoting the economic flow. More tourists are expected to visit with the improvement of access roads to tourism sites.

LIVELIHOOD ASSISTANCE GRANT

The Livelihood Assistance Grant (LAG) is one component of the Emergency Subsidy Program through the Department of Social Welfare and Development Social Amelioration Programs. It is provided to assist in the economic recovery and rehabilitation of the livelihoods of the affected families after the declaration of community quarantine is lifted. It can be used as seed capital for new alternative income-generating activities or certain micro-enterprise ventures. The maximum amount of LAG per eligible family shall not exceed PHP15,000.00 as provided for in DSWD Memorandum Circular No. 9, series of 2020⁸ Guidelines in the Implementation of the Emergency Subsidy Program of the DSWD⁹.

⁶ Source: <https://peac.org.ph/teacher-salary-subsidy>

⁷ Source: <https://peac.org.ph>

NASSIPING PUMP IRRIGATION PROJECT

The project aims to provide adequate irrigation water supply to 1,028 hectares of agricultural lands to increase rice production in the area hereby uplifting the socio-economic life of intended beneficiaries in the municipality of Gattaran.

PANTAWID PAMILYANG PILIPINO PROGRAM

The Pantawid Pamilyang Pilipino Program (4Ps)⁸ is a human development measure of the national government that provides conditional cash grants to the poorest of the poor, to improve the health, nutrition, and education of children aged 0-18. It is patterned after the conditional cash transfer (CCT) schemes in Latin American and African countries.

Two types of cash grants are given to the household beneficiaries. These include the PHP500.00 health grant per household every month and an education grant of PHP300 per child every month for 10 months with a maximum of three children for the program.

The household beneficiaries receive the cash grant if they meet the following conditions: 1) pregnant women must avail of pre-and post-natal care, and be attended to during childbirth by a trained professional; 2) parents or guardians must attend the family development sessions, which include topics on responsible parenting, health, and nutrition; 3) children aged 0-5 must receive regular preventive health check-ups and vaccines; 4) children aged 6-14 must receive deworming pills twice a year; and 5) children-beneficiaries aged 3-18 must enroll in school, and maintain an attendance of at least 85% of class days every month.

The 4Ps program implementation in Region 2 started in July 2008. Complementing the 4Ps is the Modified Conditional Cash Transfer (CCT) Program, which uses a modified approach in implementing the CCT program for poor families. These families include homeless street families, indigenous peoples, and families in need of special protection. It is a modified approach to reach the poor families who are not registered in the regular CCT program due to their current situation such as lack of physical structures, and the indigenous people's mobility, which excludes them during the conduct of enumeration, resulting in their non-inclusion in the regular CCT⁹.

PAYAPA AT MASAGANANG PAMAYANAN PROGRAM

The Payapa at Masaganang Pamayanan (PAMANA) Program is the national government's peace and development convergence program in support of the six-point peace and development agenda. It covers former combatants such as the New People's Army (NPA), Moro National Liberation Front (MNLF), Revolutionary Proletarian Army (RPA), and Cordillera People's Liberation Army (CPLA) and communities coming from areas affected by conflicts while Sajahatra Bangsamoro covers the Moro Islamic Liberation Front (MILF) communities and their decommissioned combatants. It aims to achieve lasting peace through the following pillars:

1. Pillar 1, Laying the foundation (national level), refers to policy reforms that establish the foundation of peace. This improves governance through partnerships with national and local institutions, building capacities for governance and enhancement of transparency and accountability mechanisms.

⁸ Source: <https://www.officialgazette.gov.ph/programs/conditional-cash-transfer/>

⁹ DSWD Memorandum Circular No. 2, series of 2018" Revised Mainstreaming Guidelines for the Modified Conditional Cash Transfer (MCCT) Beneficiaries to the Regular Conditional Cash Transfer (RCCT) Program.

2. Pillar 2, Delivery of Services (community level) promotes the convergent delivery of services and goods focused on households and communities. This will reduce poverty and vulnerability in conflict-affected areas through sustainable rural development, community infrastructure, and focused delivery of social services.
3. Pillar 3, Connecting to Other Communities (Regional and Sub-regional Level) links conflict-affected areas to markets and promotes job generation at the provincial or municipal government. Empowering communities and strengthening their capacity to address issues of conflict and peace through activities that promote social cohesion.

The Philippine Health Insurance Corporation (PHILHEALTH) provides continuous health insurance coverage to the registered PAMANA beneficiaries and their qualified dependents.

PHILIPPINE RURAL DEVELOPMENT PROJECT (PRDP)

The project is designed to establish the government platform for a modern, climate-smart, and market-oriented agri-fishery sector. Key infrastructure, facilities, technology, and information that will raise income, productivity, and competitiveness in the countryside will be provided.

QUIRINO INTEGRATED RURAL DEVELOPMENT (QUIRD) PROJECT PHASE II

The Quirino Integrated Rural Development (QUIRD) Project Phase II is a grant from the Korean Government, through the Korea International Cooperation Agency (KOICA) with a budget of PHP446.5 Million or the US \$9.5 million to be implemented from November 2018 to December 2022 in the three municipalities of the province of Quirino, namely Cabarroguis, Diffun, and Aglipay.

The project has three outcomes such as the Vitalization of Agroforestry; Expansion of the Cattle Industry; and Value Chain Capacity Building and will benefit around 650 agroforestry farmers in the province.

The provincial government of Quirino appropriated funds, as a counterpart, for the implementation of the project to cover costs for securing land, right of way for farm-to-market and access roads; compensation and resettlement of affected residents; institutional development; and project administration. From the 5-year implementation of the QUIRD, the provincial government of Quirino can find a better life for the Quirinians by adding value and escalating the quality and levels of the products.

REHABILITATION AND RECOVERY PROJECTS

Rehabilitation and recovery projects are implemented by the government to build back better the infrastructures damaged by natural disasters that hit the region. Social assistance programs such as cash for work and emergency shelter assistance are also provided to support the economic recovery of the affected people.

These projects are expected to enhance the resiliency and adaptation of the vulnerable population to disasters.

SAGANA AT LIGTAS NA TUBIG PARA SA LAHAT PROGRAM

The Sagana at Ligtas na Tubig sa Lahat (SALINTUBIG) Program aims to provide water particularly for the poor and waterless communities. The Program provides grant financing and capacity development to increase access to water and sanitation services and improve the capacities of the Local Government

Units (LGUs) and Water Service Providers (WSPs) in the planning, implementation, and management of water supply facilities in a sustainable manner.

SOCIAL PENSION PROGRAM FOR INDIGENT SENIOR CITIZENS

Republic Act No. 9994 or the “Expanded Senior Citizens Act of 2010” provides additional benefits and privileges and maximizes their participation in nation-building amended the previous RA 9257 “Expanded Senior Citizens Act of 2003”, institutionalizes social protection by providing a monthly stipend to indigent senior citizens and supports the family to provide their sick and disabled senior citizens.¹⁰

The beneficiaries under the Social Pension must be (1) frail, sickly, or with a disability; (2) receive no pension from GSIS, SSS, AFPMBAL, and other insurance companies; and (3) do not have a permanent source of income or regular support from relatives.

The qualified indigent senior citizen receives a monthly stipend amounting to PHP500.00 to help them meet their daily subsistence and medical requirements.

SUPPLEMENTARY FEEDING PROGRAM

The Supplemental Feeding Program (SFP) involves the provision of food, in addition to the regular meals provided by DSWD in coordination with the LGUs concerned, to children enrolled in Day Care Centers (DCCs) in support of the Early Childhood Care and Development (ECCD) program of the government.

The SFP is expected to improve the nutrition status of the beneficiaries and reduce the incidence of extreme hunger and malnutrition among enrolled children in DCCs in the region by providing them with at least one fortified meal for a period of not less than 120 feeding days in a year. The DSWD works in collaboration with the recognized parents’ organization.

In 2018, President Duterte signed Republic Act No. 11037 otherwise known as the “Masustansyang Pagkain para sa Batang Pilipino Act” of 2018, which institutionalized a National Feeding Program for Undernourished Children in Public Day Care, Kindergarten, and Elementary Schools to combat hunger and undernutrition among Filipino children. The said act mandates the Department of Social Welfare and Development (DSWD) and the Department of Education (DepEd) to implement the Supplemental Feeding Program (SFP) and the school-based Feeding Program, respectively to address undernutrition among Filipino children.

SUSTAINABLE LIVELIHOOD PROGRAM

Another social development intervention to address poverty is the Sustainable Livelihood Program (SLP). The SLP is a capability-building program for poor, vulnerable, and marginalized households and communities to improve their socio-economic conditions through accessing and acquiring necessary assets to engage in and maintain thriving livelihoods¹¹. The program is open to poor, marginalized, vulnerable, and/or disadvantaged households, building upon their strengths and understanding how they can use these to achieve positive livelihood outcomes.

¹⁰ Administrative Order No. 15, series of 2010 “Guidelines on the Implementation of the Social Pension for Indigent Senior Citizens”

¹¹ DSWD Memorandum Circular No. 14, series of 2018 “Special Guidelines on the Provision of Livelihood Assistance to Individual Referrals and Walk-In Clients Under the Sustainable Livelihood Program”

The SLP assistance consists of two tracks. These are the Micro-enterprise Development Track (MD Track) and Employment Facilitation Track (EF Track).

The MD Track provides a maximum of PHP15,000 seed capital fund to qualified beneficiaries representing a household to start or continue a micro-enterprise. The fund may be used for the purchase of materials, inputs, and other physical assets that are necessary for the operation of the micro-enterprise.

The EF Track provides a maximum of PHP5,000 employment assistance fund to an eligible individual representing a household to be used for the acquisition of employment documents necessary for the identified employment and to augment expenses within the 15 days of employment.

TUMAUINI RIVER MULTI-PURPOSE PROJECT

The project involves the construction of a high dam across the upper reaches of the Tumauni River for water impounding and developing a more efficient irrigation system for the expansion of its service area. The reservoir shall also be utilized to generate 7 megawatts of hydroelectric power and an additional 10 percent of the area for solar power generation. The area will also be developed into an ecotourism site to benefit local stakeholders.

Annex B: RPMES Forms

This part contains forms on the additional details about the implementation of the programs and projects submitted by the implementing agencies. To view this, please click this link:

http://bit.ly/Annex_RPMES_Forms

Annex C: RPMES in Geospatial Platform

This part presents available geo-tagged photos of programs and projects covered in the RPMES Report using Google Earth Pro (Installation Guide and Manual attached for reference). To view the photos, please click this link:

https://bit.ly/RPMES_1st_Sem_2022ProjectPhotos

Acknowledgments

CEZA	Cagayan Economic Zone Authority
DA	Department of Agriculture
DepEd	Department of Education
DENR	Department of Environment and Natural Resources
DILG	Department of the Interior and Local Government
DOH	Department of Health
DPWH	Department of Public Works and Highways
DSWD	Department of Social Welfare and Development
NIA	National Irrigation Administration
NIA-CRPIP-PMO	National Irrigation Administration-Chico River Pump Irrigation Project-Project Management Office
OCD	Office of the Civil Defense
PHIC	Philippine Health Insurance Corporation
PG-Batanes	Provincial Government of Batanes
PG-Isabela	Provincial Government of Isabela
PG-Nueva Vizcaya	Provincial Government of Nueva Vizcaya
PG-Quirino	Provincial Government of Quirino

Your feedback matters to us!

To further improve the Report, kindly give your feedback by accomplishing the RPMES Report Feedback Form through this link:

http://bit.ly/RPMES_Report_Feedback_Form

Cagayan Valley Regional Project Monitoring Committee (RPMC)



National Economic and Development Authority Region 2




Chair



Department of Budget and Management Region 2

Co-Chair

MEMBERS

 Department of the Interior and Local Government Region 2	 Presidential Management Staff – Regional Field Unit 2
 Philippine Information Agency Region 2	 City Government of Tuguegarao
 Provincial Government of Batanes	 Provincial Government of Cagayan
 Provincial Government of Isabela	 Provincial Government of Nueva Vizcaya
 Provincial Government of Quirino	3 Private Sector Representatives