



REGIONAL PROJECT MONITORING AND EVALUATION SYSTEM

SECOND SEMESTER REPORT
CY 2022 - 2023

BOUNTIFUL CAGAYAN VALLEY REGION

Feature Photo : Solano-Bayombong Bypass Road by DPWH R2

All rights served.

Any part of this publication may be used and reproduced provided, proper acknowledgement is made.

CY 2022 Second Semester RPMES Report

Published by:

Project Monitoring and Evaluation Division
National Economic and Development Authority Region 2
Regional Government Center, Carig Sur, Tuguegarao City
Cagayan 3500 Philippines
Tel: (+78) 304 1243/9300
E-mail: nro2@neda.gov.ph , nro2.pmed@gmail.com

Printed in the Philippines

Layout and cover by Vergel C. Baccay



About the cover

The cover of the Second Semester 2022 edition of the RPMES Report features the Solano-Bayombong By-pass Road implemented by DPWH Region 2.

The completion of the bypass road will contribute to the rural development and ease of access in Region 2. As of December 31, 2022, the overall physical accomplishment of the bypass road was reported to be 64.17 percent with total cost of PHP569.62 Million (Releases FY 2018 – FY 2022).

Table of Contents

List of Tables

List of Figures

Executive Summary

I.	Official Development Assistance-Funded Programs and Projects	1
1.	Philippine Rural Development Project	2
2.	Forestland Management Project	4
3.	Chico River Pump Irrigation Project	7
4.	Quirino Integrated Rural Development Project Phase 2	9
5.	Government Assistance to Students and Teachers in Private Education (GASTPE) Program	12
II.	Locally-Funded Programs and Projects	13
1.	Agriculture Development	14
	Dibulan River Irrigation Project	14
	Nassiping Pump Irrigation Project	15
	Tumauini River Multi-Purpose Project	17
2.	Agriculture Development	19
2.1.	Pantawid Pamilyang Pilipino Program	19
2.2.	Sustainable Livelihood Program/Livelihood Assistance Grant	21
2.3.	Social Pension Program	22
2.4.	Supplementary Feeding Program	23
2.5.	Assistance to Municipalities Program	25
2.6.	Sagana at Ligtas na Tubig para sa Lahat	27
3.	Environmental Development	29
3.1.	Enhanced National Greening Program	29
4.	Infrastructure Development	34
4.1.	DOT-DPWH Convergence Program	34
4.2.	DTI-DPWH Convergence (ROLL-IT)	35
4.3.	Camalaniugan Bridge Project	36
4.4.	Amulung Bridge Project	37
4.5.	Bayombong – Solano By-pass Road	38
4.6.	Bambang By-pass Road	39
4.7.	Naguilian Bridge Project	40
4.8.	Santiago City Circumferential By-pass Road	41
4.9.	Tuguegarao West Diversion Road	42
4.10.	Tuguegarao – Solana Diversion Road	44
4.11.	Itawes Bridge Project	45
4.12.	Pinacanauan Bridge Project	46
4.13.	Siffu Bridge Project	47
4.14.	Cagayan Special Economic Zone and Freeport Development Projects	48
4.15.	Health Facility Enhancement Program	52
5.	Rehabilitation and Recovery Projects	57
6.	Peace, Security, and Development	60
6.1.	Payapa at Masaganang Pamayanan	60
6.2.	Enhanced Comprehensive Local Integration Program	60
III.	Provincial Governments' Major Programs and Projects	62
1.	Provincial Government of Batanes	63
2.	Provincial Government of Cagayan	68
3.	Provincial Government of Isabela	69
4.	Provincial Government of Nueva Vizcaya	70
	WAYS FORWARD	73

LIST OF TABLES

Table 1.1	Status of Programs and Projects, as of December 31, 2022	vii
Table 1.2	PRDP-IBUILD Sub-projects, by City/Province, by Financing, as of December 2022	2
Table 1.3	I-REAP Sub-projects, by City/Province, by Financing, as of December 2022	2
Table 1.4	Completed Business Enterprises under the I-REAP Component, Second Semester 2022	3
Table 1.5	Completed Maintenance and Protection as of December 2022	4
Table 1.6	Completed ASF Sub-projects as of December 2022	5
Table 1.7	FMP Financial and Physical Accomplishment, as of December 31, 2022	5
Table 1.8	Reasons for Low Financial Performance, per Component	6
Table 1.9	QIRD Project Phase 2 Financial and Physical Accomplishment, as of September 30, 2022	10
Table 2.1	DIRIP Physical Accomplishment, as of December 2022	14
Table 2.2	NPIP Physical Accomplishment, as of December 2022	16
Table 2.3	NPIP Completed Components, CY 2022 POW	16
Table 2.4	NPIP yet to Start Components, CY 2022 POW	16
Table 2.5	TRMP Physical Accomplishment, as of December 2022	17
Table 2.6	CY 2020 Program of Work, TRMP, as of December 2022	17
Table 2.7	CY 2021 Program of Work, TRMP, as of December 2022	18
Table 2.8	CY 2022 Program of Work, TRMP, as of December 2022	18
Table 2.9	Social Pension, 2022, By Province	22
Table 2.10	AM Projects per Province/Project Type, CY 2019 and 2020	27
Table 2.11	Status of SALINTUBIG Projects, by Municipality, as of January 5, 2023	28
Table 2.12	Area of completed SMP, by CENRO/PENRO, CY 2022	30
Table 2.13	Seedling Production, by Province, as of December 31, 2022	30
Table 2.14	Plantation Establishment, as of December 31, 2022	32
Table 2.15	DOT-DPWH Convergence Program Accomplishment, FY 2021-2022, as of December 31, 2022	34
Table 2.16	DOT-DTI Convergence Program Accomplishment, FY 2021-2022, as of December 31, 2022	35
Table 2.17	Camalaniugan Bridge Project Financial and Physical Accomplishment, as of December 31, 2022	36
Table 2.18	Amulung Bridge Project Financial and Physical Accomplishment, as of December 31, 2022	37
Table 2.19	Bayombong-Solano By-pass Road Project Financial and Physical Accomplishment, as of December 31, 2022	38
Table 2.20	Bambang By-pass Road Project Financial and Physical Accomplishment, as of December 31, 2022	39
Table 2.21	Naguilian Bridge Project Financial and Physical Accomplishment, as of December 31, 2022	40
Table 2.22	Santiago City Circumferential Road Project Financial and Physical Accomplishment, as of December 31, 2022	41
Table 2.23	Tuguegarao West Diversion Road Project Financial and Physical Accomplishment, as of December 31, 2022	42
Table 2.24	Tuguegarao-Solana Diversion Road Project Financial and Physical Accomplishment, as of December 31, 2022	44
Table 2.25	Itawes Bridge Project Financial and Physical Accomplishment, as of December 31, 2022	45
Table 2.26	Pinacanauan Bridge Project Financial and Physical Accomplishment, as of December 31, 2022	46
Table 2.27	Siffu Bridge Project Financial and Physical Accomplishment, as of December 31, 2022	47
Table 2.28	Status of CSEZFP Development Projects, as of December 31, 2022	49
Table 2.29	Super Health Centers in Region 02, FY 2022, as of December 31, 2022	53
Table 2.30	Status of HFEP projects, 2018-2022	53
Table 2.31	Number of projects, per health facilities assisted, 2018-2022	54
Table 2.32	Number of projects implemented, per province	54
Table 2.33	Summary of Physical Accomplishment, by Disaster and Province/Agency, CY 2018-2020	58

Table 2.34	Summary of Financial Assistance to Local Government Units charged against NDRRM Fund	58
Table 3.1	Status of Projects, by Province, as of December 31, 2022	63
Table 3.2	Status of Projects in Batanes, by Implementing Agency, as of December 31, 2022	64
Table 3.3	Delayed Projects in Batanes (>10 negative slippage points), as of December 31, 2022	66
Table 3.4	Status of Projects in Cagayan, by Fund Source, as of December 31, 2022	68
Table 3.5	Status of Projects in Isabela, by Fund Source, as of December 31, 2022	69
Table 3.6	Status of Projects in Nueva Vizcaya, by Fund Source, as of December 31, 2022	70
Table 3.7	Delayed Projects in Nueva Vizcaya (>10 negative slippage points), as of December 31, 2022	72

LIST OF TABLES

Figure 1.1	Distribution of PPAs by Fund Source	vi
Figure 1.2	Distribution of PPAs by Sector	vii
Figure 2.2	4Ps Releases vs. Disbursements, CY 2022, In Million PHP, as of December 31, 2022	19
Figure 2.3	Fund allocation Assistance to Municipalities Program on Local Access Roads	25
Figure 2.4	Fund Allocation Municipalities Program on Water Systems Projects	26
Figure 2.5	Fund Allocation Assistance to Municipalities Program on Disaster Risk Reduction Projects	26
Figure 2.6	Number of Seedling Produced by Source	31
Figure 2.7	Number of Seedlings Produced, CY 2022	32
Figure 2.8	Area Maintained and Protected	33
Figure 2.9	Status of Implementation of HFEP Projects, CY 2018-2022	52

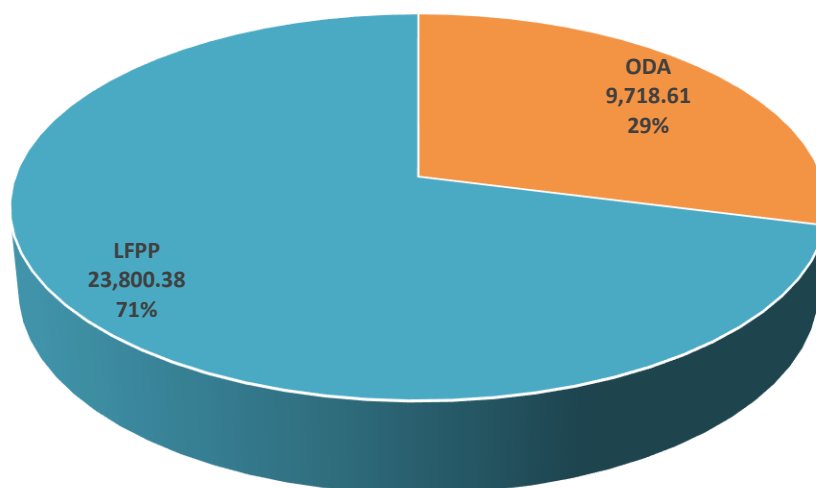
EXECUTIVE SUMMARY

The Second Semester CY 2022 Regional Project Monitoring and Evaluation System (RPMES) Report presents the status of 41 major programs and projects that are currently implemented in the region by the regional line agencies (RLAs) and local government units (LGUs) through Official Development Assistance (ODA) and/or local fund under the General Appropriations Act (GAA). These programs and projects are subjected to quarterly monitoring and evaluation to determine whether or not they are on track, ahead of schedule, or behind schedule and if

these are implemented according to project design or not, so that appropriate interventions can be undertaken by concerned agencies.

The programs and projects in this report are presented by fund source and by sector. There are five ODA-funded programs and projects costing PhP9,718.61 million and 36 GAA-funded projects costing PhP23,800.28 million with a total cost amounting to PhP33,518.99 million

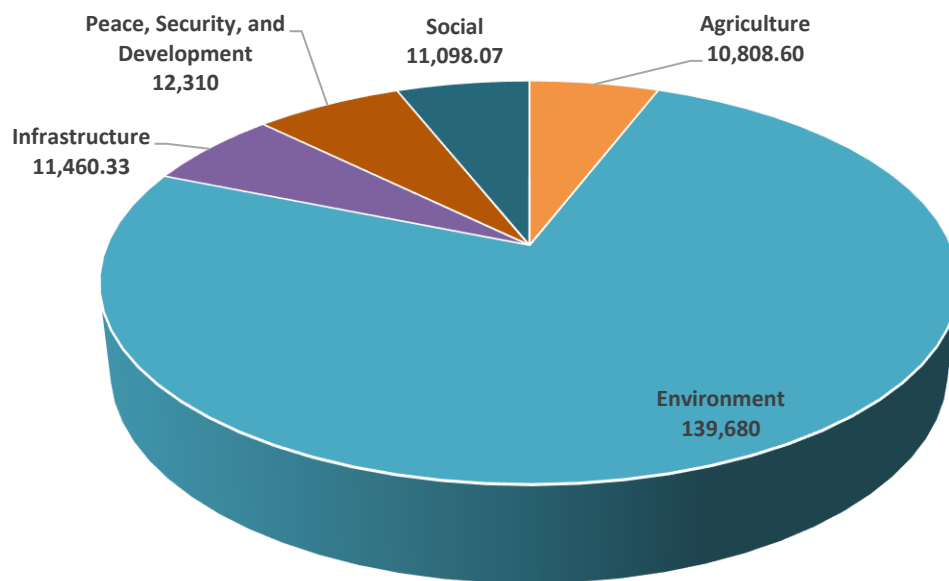
Figure 1.1. Distribution of PPAs by Fund Source



While by sector, the infrastructure sector obtained the highest investment requirement amounting to PhP11,460.33 million for 24 programs and projects; followed by the Social sector (seven programs) with total allocation of amounting to PhP11,098.07; Agriculture (six programs) with PhP10,808.60 million; Social

sector with PhP8,899.45 million (six programs); Environment programs and projects amounting to PhP139.68 million for two programs; and PhP12.31 million for Peace and Security for two programs. Figure 2 shows the distribution of programs and projects by sector.

Figure 1.2. Distribution of PPAs by Sector



Projects were tagged on track when physical targets were achieved as scheduled; ahead of schedule when physical accomplishments exceeded the targets; and behind schedule when physical accomplishments were below the targets. As of the reporting period, **four** programs/projects were ahead of schedule, **18** were on track, and **19** were behind schedule. Table1 shows the summary of programs and projects by fund source and implementing agency.

Table 1.1 Status of Programs and Projects, as of December 31, 2022

Status		Programs/Projects	Project Cost (PHP Million)	Fund Source	Implementing Agency
Ahead of Schedule	1	Enhanced National Greening Program	49.85	Local Fund	DENR
	2	Construction of 7.2km Distribution Lines and Installation of 56 Street Lights	11.20	Local Fund	CEZA
	3	Santiago City Circumferential Bypass Road	325.00	Local Fund	NIA
	4	Sustainable Livelihood Program (SLP) - 2022	202.55	Local Fund	DSWD
On Track	5	Philippine Rural Development Project (PRDP) - IBUILD & IREAP only	3,857.31	ODA-World Bank with Local Fund	DA
	6	Government Assistance to Students and Teachers in Private Education (GASTPE) Program	795.00	ODA-ADB	DepEd
	7	Construction of Sanitary Landfill	17.00	Local Fund	CEZA
	8	Re-Construction of Port San Vicente	155.00	Local Fund	CEZA
	9	Construction of Corporate Center	120.00	Local Fund	CEZA
	10	Construction of Commercial Center	300.00	Local Fund	CEZA
	11	Construction of Seawall	100.00	Local Fund	CEZA
	12	Three-hectare Site Development Works at Central Business District-Design and Build Scheme	175.00	Local Fund	CEZA

	13	Construction of 960m Gravel Road Component of CEZA Palarca Road	10.76	Local Fund	CEZA
	14	Camalaniugan Bridge Project	805.53	Local Fund	DPWH
	15	Bayombong-Solano By-pass Road	55.00	Local Fund	DPWH
	16	Naguilian Bridge	486.00	Local Fund	DPWH
	17	Siffu Bridge Project	290.00	Local Fund	DPWH
	18	Health Facilities Enhancement Program (HFEP)	1,100.80	Local Fund	DOH
	19	Payapa at Masaganang Pamayanan (PAMANA)-2022	0.25	Local Fund	PHIC
	20	Assistance to Municipalities (Local Roads, Water, DRR)	1,708.89	Local Fund	DILG
	21	Sagana at Ligtas na Tubig Para Sa Lahat	175.44	Local Fund	DILG
	22	Rehabilitation and Recovery Projects	913.99	Local Fund	OCD
Behind Schedule	23	Chico River Pump Irrigation Project	4,497.07	ODA - China EXIM Bank	NIA-CRPIP-PMO
	24	Forestland Management Project	89.83	ODA-JICA	DENR
	25	Qurino Integrated Rural Development Project Phase II	479.40	ODA-KOICA	PLGU Qurino
	26	Dibuluan Irrigation Project	777.86	Local Fund	NIA
	27	Nassiping PIP, Ph. 1	535.36	Local Fund	NIA
	28	Tumauini River Multipurpose Project	661.60	Local Fund	NIA
	29	Port Irene Development	1,104.08	Local Fund	CEZA
	30	Construction of Driving Range and Three Holes	74.00	Local Fund	CEZA
	31	DOT-DPWH Convergence Program 2021-2022	1,415.93	Local Fund	DPWH
	32	DTI-DPWH Convergence Program	2,145.28	Local Fund	DPWH
	33	Amulung Bridge Project	705.45	Local Fund	DPWH
	34	Bambang Bypass Road	240.32	Local Fund	DPWH
	35	Tuguegarao West Diversion Road	640.00	Local Fund	DPWH
	36	Itawes Bridge Project	120.00	Local Fund	DPWH
	37	Pinacanauan Bridge 2 Project	150.00	Local Fund	DPWH
	38	Enhanced Comprehensive Local Integration Program (E-CLIP)	12.06	Local Fund	DILG
	39	Pantawid Pamilyang Pilipino Program (4Ps)	5,209.73	Local Fund	DSWD
	40	Supplementary Feeding Program (SFP)	161.48	Local Fund	DSWD
	41	Social Pension Program	2,844.98	Local Fund	DSWD
	Total Project Cost (PHP Million)		33,518.99		

Note: The list of programs/projects includes only those submitted within the cut-off date.

The Programs and projects that were behind schedule attributed the delay to project site issues, inclement weather, and COVID-19 restriction, and variation orders. Some infrastructure projects also experienced

contractor-related problems, such as inadequacy of manpower and equipment, lack of interested contractors, and difficulty in transporting construction materials particularly in the province of Batanes.

During the second semester, a field validation visit was conducted on November 17, 18 and 22, 2022 to validate the reported accomplishments and facilitate the completion of selected projects

particularly those projects that were behind schedule such as: Tumauni By-pass road, Tuguegarao West Diversion road project, Cansan-Bagutari Bridge, Quirino Integrated Rural Development Project (QIRDP), and the E-CLIP Halfway House project in Quirino province.

At the sub-regional level, several programs and projects were also implemented to push the development agenda of the provinces in the region.

The status of each program and project, together with the observations and recommendations on their implementation, is discussed in the succeeding sections of this report. More details of the programs and projects are presented in the annexes.

Official Development Assistance-Funded Programs and Projects

2022



BOUNTIFUL CAGAYAN VALLEY REGION

1. Philippine Rural Development Project

PROJECT PROFILE

Location	: Regionwide
Implementing Agency	: Department of Agriculture
Project Cost	: PHP3.86 Billion (I-BUILD and I-REAP only)
Fund Source	: ODA-WB and GOP (NG and LGUs)
Implementation Period	: CY 2014 – CY 2024

IMPLEMENTATION STATUS

The Philippine Rural Development Project (PRDP) in Region 2 remained on track as the year ended. The Intensified Building-Up of Infrastructure and Logistics for Development (I-BUILD) component consisting of 54 subprojects registered an overall physical

accomplishment of 65.85 percent. The overall accomplishment was adjusted from last semester's 66.46 with the reported progress of 12 sub-projects on-going implementation under Additional Financing (AF) 2.

Table 1.2. I-BUILD Sub-projects, by City/Province, by Financing, as of December 2022

Province/ City	Original Loan	AF1	AF2		Total Number of Projects
			Ongoing	Not Yet Started	
Batanes	-	-	-	-	-
Cagayan	6	-	-	-	6
Isabela	17	6	8	-	31
Santiago City	-	1	1	-	2
Nueva Vizcaya	1	1	2	-	4
Quirino	7	2	1	1	11
Total	31	10	12	1	54

All 41 sub-projects funded under the Original Loan and AF1 were completed as the year ended, with the completed rehabilitation of the Tiblac-Duli farm-to-market road on June 27, 2022 (not reported in First Semester 2022 RPMES Report). Twelve AF2 sub-projects were ongoing and one is yet to be started as the year ended.

The Rehabilitation of Gundaway-Doña Imelda Farm-to-Market Road (FMR) in Quirino was issued with No Objection Letter (NOL) 2 on September 16, 2022. A notice of award was also issued to the winning contractor on September 29, 2022. The contract signing, however, did not yet proceed because PLGU Quirino forwarded a clarification letter regarding the bid proposals wherein the National Project Coordination Office (NPCO) advised for the re-evaluation of the same in accordance with the PRDP

procurement regulation and timeline.

The PLGU Quirino officially transmitted to the Regional Project Coordination Office (RPCO) 2 their Re-Bid Evaluation Report and BAC Resolution on December 15, 2022, and it was endorsed to the Project Support Office (PSO) by RPCO 2 on December 16, 2022. Likewise, the PSO forwarded the documents to the NPCO. The RPCO 2 is awaiting the response of the NPCO on the submitted Re-BER and BAC Reso of PLGU Quirino.

As for the Investment in Rural Enterprises and Agriculture and Fisheries Productivity (I-REAP) component, overall physical status of 60 subprojects was adjusted at 71.75 percent with the inclusion of three newly approved sub-projects in the list.

Table 1.3 I-REAP Sub-projects, by City/Province, by Financing, as of December 2022

City/Province	Original Loan	AF2	Total Number of Projects
Batanes	1		1
Cagayan	15	1	16
Isabela	27	2	29
Santiago City	4		4
Nueva Vizcaya	4		4
Quirino	6		6
Total	57	3	60

All 57 sub-projects funded under the Original Loan were completed as the year ended, with the completion of one business enterprise each in the provinces of Batanes and Nueva Vizcaya and Santiago City during the second semester. Two of the

newly approved sub-projects were undergoing procurement and one was issued with NOL 1 and is awaiting the downloading of fund from the PSO for the purchase of items for the project.

Table 1.4 Completed Business Enterprises under the I-REAP Component, Second Semester 2022

Project Name / Lead Proponent / Location	Cost (PHP Million)	Completion Date
Sweet Potato "Wakay" Production and Marketing Enterprise Marginal Farmers Multi-Purpose Cooperative, Basco, Batanes	2.89	August 8, 2022
Beef Cattle Production and Marketing Enterprise Samahan ng mga OFW ng Santiago City Consumers Cooperative, Santiago City	11.25	October 13, 2022
Coffee Production and Marketing Enterprise Tiblak-Langak Farmers Association, Incorporated, Ambaguio, Nueva Vizcaya	16.47	August 30, 2022

As of December 2022, a total of 38,785 household beneficiaries with 148,592 total individuals directly and indirectly benefited from the rural infrastructure investments across the region. In terms of the I-REAP, a total of 70 proponent groups with 22,807 individual members (13,908 males and 8,899

females) benefited from the completed business enterprises. The construction of all the facilities and civil works of the projects also provided employment to both skilled and unskilled workers. (Please refer to the PRDP 2022 Annual Report found in the Annex for detailed accomplishments of all components.)

OBSERVATIONS

1. Of the number of PRDP sub-projects granted to the region, the Province of Isabela got the lion's share. This is the result of the province being enthusiastic and active in seeking subproject approval and the strong support of the PLGU through the Provincial Governor to the different municipalities of Isabela.
2. Since the Provincial Commodity Investment Plan (PCIP) of Batanes has not yet been updated, the province ranked the lowest in terms of the number of subprojects approved and completed. This PCIP is used to select eligible interventions and subprojects for PRDP funding.
3. In terms of the I-BUILD subproject, the region made significant investments in farm-to-market roads (23 without bridges and 4 with bridges) since the lack of roads and market access are some of the constraints identified in the commodity value chain segment.
4. I-BUILD sub-projects that incurred positive slippages were due to sufficient equipment, manpower, and materials deployed by the contractor on site. On the other hand, most of those that experienced delays were due to insufficient manpower, materials, and delayed mobilization or frequent breakdown of equipment.

RECOMMENDATIONS

1. The Department of Agriculture should continue to encourage local governments in the region to submit project proposals and take advantage of the PRDP. The agency should intensify its technical assistance along project packaging, especially now that the PRDP is getting closer to its Scale-up implementation.
2. More projects on IREAP must also be proposed and submitted especially subprojects like post-harvest, processing facilities that are climate-resilient to contribute in the attainment of modernization in the agriculture sector.
3. The DA should continue to assist the Province of Batanes in updating their PCIP for them to be eligible for more sub-projects.
4. The DA should sustain effective coordination with the implementing units to ensure smooth implementation of sub-projects.
5. The PLGU must provide strong institutional and financial support to various municipalities from the planning stage particularly in the updating of the PCIPs, implementation up to ensuring appropriations for the operation and maintenance of sub-projects as stipulated in the Implementation Management Agreement (IMA) to ensure sustainability.



Road sections of the rehabilitated Tiblac-Duli FMR provides additional 7.85 km of concrete roads in Ambaguio, Nueva Vizcaya

Photo credits: DA RFO2

2. Forestland Management Project

PROJECT PROFILE

Location	: Provinces of Quirino and Nueva Vizcaya
Implementing Agency	: Department of Environment and Natural Resources
Project Cost	: PHP89.83 Million (CY 2022)
Fund Source	: ODA-JICA
Implementation Period	: November 23, 2012 to June 2023

IMPLEMENTATION STATUS

The Forest Management Project recorded a 96.15 percent physical accomplishment by the end of December 2022 with overall fund utilization rate of 77 percent for the 2022 allocation. The component on community organizing was able to meet its target of 180 trainings on a per People's Organization (PO) basis such as the Seminar on Fresh Fruit Marketing and Pricing to ten POs.

For Site Development, a total of 19,600 hectares of plantations have completed the 11 cycles of maintenance and protection activities for the 126 established site development plantations in the 10th year of project implementation of which 82 percent are in Quirino and 18 percent in Nueva Vizcaya. Activities undertaken were ring weeding, strip brushing, fertilizer application, replanting, fire line/break maintenance and patrol works.

Table 1.5. Completed Maintenance and Protection as of December 2022

Province/Sub-watershed	Accomplishment as of December 2022 (ha)	No. of Contracts
<i>Nueva Vizcaya</i>		
Benay	1,312	24
Dupax	1,929	29
Sta.Cruz-Cabanglasan	3,164	57
Lower Matuno	839.8	12
Upper Matuno	4,418	56
Manga	333	8
Bukig	3,496	56
<i>Quirino</i>		
Ganano	4,109	77
TOTAL	19,600.80	319

There were 43 completed Agroforestry Support Facility (ASF) sub-projects of which 37 were officially turned-over to LGUs of Nueva Vizcaya and Quirino.


The province of Nueva Vizcaya had 37 completed projects while Quirino had 6 projects.

Table 1.6. Completed ASF Sub-projects as of December 2022

Activities	Accomplishment	Remarks
Nueva Vizcaya	37	33 - turned-over to LGUs 4 - for turn-over
Quirino	6	4 - turned-over to LGUs 2 - for turn-over
TOTAL	43	

On Policy Initiative for Watershed Management, six out of nine Sub-Watershed Management Plans (SWMP) were submitted to DENR Regional office for approval of the Regional Executive Director. These IWMPs include Sta.cruz, Cabanglasan, Benay, Manga, Upper Matuno and Dupax sub watersheds. The updating of the remaining three SWMP is on-going which include the revisions of maps and narratives. These will be submitted to the Regional Project Management Office for review. In addition,

several meetings, trainings/seminars, workshops were conducted to identify potential watershed management programs, projects and activities in Quirino and Nueva Vizcaya sub-watershed and to review watershed management performance indices and action planning. On the Project Management, a total of 77 contractual personnel were hired of which five were deployed at the RPMO, 58 in the province of Nueva Vizcaya and 14 staff in Quirino.

*Construction of Nabitangan Bridge 1 and 2***Table 1.7. FMP Financial and Physical Accomplishment, as of December 31, 2022**

Components	Allocation (PHP)	Fund Utilization (%)	Target (%)	Accomplishment (%)	Slippage
Community Organizing	3,433,444.00	53	100	100	0
Site Development	10,864,500.00	79	100	100	0
Agroforestry Support Facilities (ASF)	44,384,456.00	79	100	100	0
Policy Initiative for Watershed Management	1,305,000.00	28	100	100	0
Project Management	29,845,522.00	77	100	95.06	-4.94
Total	89,832,922.00	77%	100	99.012	-0.988

OBSERVATIONS

The reported physical accomplishment does not correspond with the financial accomplishment which

has low fund utilization rate as presented in the table below:

Table 1.8. Reasons for Low Financial Performance, per Component

Component	Allocation	Fund Utilization %	Remarks/Justification
Community Organizing	3,433,444.00	53	1,463,838.79 - represents the undisbursed obligation and already included in the List of Accounts Payable to be paid in CY 2023
			134,432.07 - Savings incurred from POCB training due to the reduced number of participants in compliance to health and safety protocols.
Site Development	10,864,500.00	79	1,403,031.41 - represents the undisbursed obligation and already included in the List of Accounts Payable to be paid in CY 2023
			894,373 - unobligated allotment intended for the hiring of AP for Forestry and Agroforestry. PENRO Quirino was not able to hire due to no interested applicant applied despite posting the vacant position.
Agroforestry Support Facilities (ASF)	44,384,456.00	79	Payment of ASF projects is done through progress billing. Also, the Agro-Forestry Value Chain project was obligated only last December 2022 and the construction is until April 2023.
			3,069,355.66 - Savings from the variation orders of ASF and Agro-Forestry Value Chain projects
Policy Initiative for Watershed Management	1,305,000.00	28	837,380.00 - represents the undisbursed obligation and already included in the List of Accounts Payable to be paid in CY 2023
			99,643.46 - Savings incurred from training/workshop/meeting conducted due to the reduced number of participants in compliance to health and safety protocols.
Project Management	29,845,522.00	77	The undisbursed amount represents the payment of gratuity pay and premium of COS. Also, this includes obligated year end assessment of FMP, office supplies, repair and maintenance of equipment, contract of service to be conducted/delivered/rendered in the first quarter of CY 2023.
Total	89,832,922.00	77%	

RECOMMENDATION

DENR to update the financial performance of the project to reflect the financial accomplishment with the corresponding physical accomplishment.

3. Chico River Pump Irrigation Project

PROJECT PROFILE

Location	: Tuao and Piat, Cagayan and Pinukpuk, Kalinga
Implementing Agency	: National Irrigation Administration - Chico River Pump Irrigation Project (CRPIP) - Project Management Office (PMO)
Project Cost	: PHP4.372 Billion (Original) : PHP4.497 Billion (Revised)
Fund Source	: ODA (Loan) - China EXIM Bank – PHP3.135 Billion Government of the Philippines – PHP1.362 Billion
Implementation Period	: CY 2018-2022

IMPLEMENTATION STATUS

The Chico River Pump Irrigation Project recorded 98.82 percent physical accomplishment as the year ended. The remaining work covers the completion of the following activities under the Local Minor Contracts which is targeted to be completed by first quarter of 2023: a) fabrication and installation of additional electro-mechanical equipment;

b) construction of canal lining; c) construction of farm ditches and structures; and d) improvement of access road to pump house. The completion of these activities was greatly affected by the unfavorable weather in the project site during the last quarter of the year. Completed project components are shown in the following figure:



Completed Project Components of the CRPIP, as of December 2022

Aside from the completion of major components of the project, various capacity building and other related activities were carried out by the CRPIP-PMO as it transitions to the operation and maintenance phase of the project.

An organizational meeting conducted by the Institutional Development Section was held on August 30, 2022 for the establishment of the Irrigators Association (IA) Federation composed of the officers of the 13 IAs of the project. A System Management Training conducted in 6 batches was held from July to September 2022. The training helped the IA leaders be equipped with knowledge on their roles and responsibilities in the operation and maintenance of the project. It provided the leaders some data, forms, guidelines, and principles in formulating their respective System Management Plan that is tailored to their unique needs and capacities.

On September 5, 2022, the In-House Inventory Team convened to discuss necessary activities in preparation for the Pre-Final Inspection of the

Commercial Contract and Inventory of Accomplishment scheduled on September 7-17, 2022.

To address the issue on unpaid Right-of-Way (ROW), a small group meeting with the Commission on Audit (COA-RO2) was conducted on August 2, 2022 as a follow through of the RPMC field monitoring visit in May 2022. The CRPIP-PMO has funds for the payment of ROW but yet to be released subject to submission of complete supporting documents.

A consultation with NCIP Kalinga was also held on October 6, 2022 that laid down plans for the monitoring and resolution of the identified issues and concerns. On October 13, the CRPIP-PMO held a meeting with NIA 2 Legal Services on the possible remedies that may be undertaken to resolve ROW issues specifically on the inability of the majority of affected persons to provide necessary documents for the payment of just compensation of their properties in consonance with RA 10752.



System Management Training (left) and meeting with NIA Legal Services on the payment of right-of-way (right)

OBSERVATIONS

1. Payment of right-of-way in Cagayan area is still on-going pending the submission of required documents from claimants. Some of the claimants have no document/title to present, others have CLOA but no tax declaration, with floating and erroneous title, with mother title but no Extra Judicial Settlements or with title but no tax declaration.
2. Consultation and coordination with relevant stakeholders are constantly being undertaken to address issues and concerns in the implementation of the project.

RECOMMENDATIONS

1. The PMO should facilitate and fast track the payment of claims for the right-of-way. On the failure of the property owner to submit the documents necessary for payment, the implementing agency should immediately initiate expropriation proceedings before the proper court pursuant to Section 6 of RA 10752 or the Right-of-Way Act.
2. For future similar undertakings on determining the appropriate offer to property owners, the implementing agency may engage the services of a government financial institution with adequate experience in property appraisal, or an independent property appraiser accredited by the Bangko Sentral ng Pilipinas (BSP) or a professional association of appraisers recognized by the BSP.
3. Meet and coordinate with the claimants on the need to comply with the required documents necessary for the payment, otherwise payment is waived.
4. The PMO should sustain its coordination efforts for the smooth transition to the operation and maintenance phase.
5. Whenever necessary, PMO should regularly report project implementation issues and concerns to the RPMC for the conduct of problem-solving sessions to facilitate project implementation.

4. Quirino Integrated Rural Development Project Phase 2

PROJECT PROFILE

Locations	: Municipalities of Cabarroguis, Diffun, and Aglipay in the Province of Quirino
Implementing Agency	: Provincial Government of Quirino
Project Cost	: PHP479.39 Million (or US\$ 9.5 Million)
Fund Source	: ODA-KOICA - PHP425.21 Million PLGU Quirino - PHP54.18 Million
Implementation Period	: January 2018 to December 2022 (rev. March 2023)

IMPLEMENTATION STATUS

The second phase of the QIRD project aims to help boost agribusiness in the province of Quirino. This is funded from a grant under the Korean International Cooperation Agency (KOICA) with counterpart fund from the Provincial Government of Quirino to cover the costs for securing land, right of way for farm-to-market and access roads, compensation and resettlement of affected residents, institutional development, and project administration.

The project includes the construction of farm-to-market roads, establishment of mushroom production facilities, planting of fruit and forest trees for watershed protection, distribution of livestock, extension of microfinance, and training of farmers through demonstration of improved farming technologies for agroforestry. It aims to reduce poverty by increasing farmers' income, promoting agroforestry, developing the livestock industry

through the establishment of a cattle breeding center and developing the value chain capacity.

The four components namely, Agroforestry, Cattle Production, Value Chain Formation, and Project Management, recorded an over-all accomplishment rate of 83.68 percent as shown in the table below.

Table 1.9 QIRD Project Phase 2 Financial and Physical Accomplishment, as of September 30, 2022

Components	Financial Accomplishment (PHP Million)				Fund Utilization (%)	Physical Accomplishment		
	Allocation	Releases	Obligation	Disbursement		Target %	Actual %	Slippage
A. KOICA Grant	425.21	76.96	76.96	67.36	87.53	100.00	84.39	-15.61
Agroforestry	45.85	38.21	38.21	37.06	96.99	100.00	100.00	0.00
Cattle Production	146.90	25.68	25.68	22.92	89.21	100.00	85.17	-14.83
Value Chain Formation	133.12	13.07	13.07	7.39	56.54	100.00	85.17	-14.83
Project Management	99.34	0.00	0.00	0.00	0	100.00	75.00	-25.00
B. PLGU Quirino	54.18	52.08	36.55	36.55	70.17	100.00	78.07	-21.93
Agroforestry	9.04	8.68	5.98	5.98	68.89	100.00	90.00	-10.00
Cattle Production	39.06	38.25	26.30	26.30	68.76	100.00	75.00	-25.00
Value Chain Formation	1.73	1.73	1.46	1.46	84.13	100.00	80.00	-20.00
Project Management	4.35	3.42	2.81	2.81	82.16	100.00	80.00	-20.00
Overall	479.39	129.04	113.51	103.91	80.52	100.00	83.68	-16.32

As of September, the establishment of 150 model agroforestry farms covering an area of 150 hectares was completed while it has accomplished 90 percent on the expansion of agroforestry farms.

Under the cattle production component, the cattle breeding center is substantially complete and the provincial government already started organizing livestock farmers' association.

On the value chain formation, the construction of a 4-storey building was 87% completed while the CDA registration for the identified farmer-beneficiaries is on-going.

The initial contract for the value chain formation and cattle production components was delayed due to COVID 19 protocols and was eventually terminated due to bankruptcy. A new contract was executed towards the end of the year for the completion of the remaining scope of work.

The project allotted an amount of PHP328 million to address climate change adaptation and disaster risk reduction. Site development was designed with erosion control measures.

However, other activities were delayed due to limited deployment of local staff and work suspension brought about by COVID-19 travel restrictions. The Project Management Team conducted series of meetings and ensured that necessary support to the contractor were provided.

In November, the monitoring team of the Cagayan Valley Regional Project Monitoring Committee (RPMC) visited and validated the status of the QIRD project along with DPWH-implemented road and bridge projects and ECLIP halfway house located in Quirino. The QIRD project is expected to be completed on March 2023.



RPMC Monitoring Team visits the construction of the Administration Building under the Cattle Production component.

OBSERVATIONS

1. Observations of the RPMC monitoring team during field monitoring visit in November 2022 include the following:
 - a. The initial contract was delayed due to COVID 19 protocols and was eventually terminated due to bankruptcy. A new contract was executed for the completion of the remaining scope of work.
 - b. Project implementation status is only presented during meetings of PLGU and KOICA hence no project documents/ records provided to PLGU-Quirino.
 - c. Ongoing activities include plastering and painting.
2. The QIRD's unique model and approach entails promotion of agroforestry through integrated model farm, development of livestock industry through the establishment of cattle breeding center, and development of the value chain capacity through the establishment of Quirino Livelihood for Everyone (Q-Life) Center. This can be replicated and adopted by other provinces nationwide.

RECOMMENDATIONS

1. An evaluation (mid-term and final) should be undertaken to ensure that the project's work scope and the expected undertakings of the respective governments (contracting parties) are properly implemented.
2. Due to the earlier effect of COVID-19 restrictions, the Provincial Government should continuously make necessary adjustments to cope with the delay.
3. Sustain the regular submission of the RPMES report.

5. Government Assistance to Students and Teachers in Private Education (GASTPE) Program

PROJECT PROFILE

Locations	: Schools Division Offices in Batanes, Cagayan, Isabela, Nueva Vizcaya, Cauayan City, City of Ilagan, Santiago City, and Tuguegarao City
Implementing Agency	: Department of Education - Private Education Assistance Committee
Project Cost	: PHP795 million (ADB)
Project Component	: Support Subsidy
Implementation Period	: SY 2021-2022 and SY 2022-2023

IMPLEMENTATION STATUS

SY 2021 – SY 2022

A total of 4,550 SHS learners in public schools under the Joint-Delivery Voucher Program for Technical-Vocational-Livelihood Specializations (JDVP-TVL) were granted a total subsidy of PHP57.10 million.

As of the first semester, the Teacher Salary Subsidy program provided subsidy to 2,066 licensed secondary school teachers in qualified JHS

participating private schools. A total of PHP37.13 million was granted, with an increase of PHP0.09 million budget allocation over the last school year.

No update was received during the second semester for SY 2022-2023 under the JDVP-TVL and TSS programs.

SY 2022-2023

Under the Senior High School Voucher Program (SHS-VP), the support subsidy of PHP397.00 million was given to 26,290 qualified Grade 10 completers, enabling them to enroll in private Senior High Schools.

Under the Education Service Contracting Program (ECSP) about PHP303.77 million was granted to 39,945 elementary school graduates pursuing Junior High School in private schools and universities in the

region. The amount of subsidy is 15 percent lower than the assistance given in SY 2021-2022.

The above-mentioned programs, which cover all the School Division Offices in Region 2, registered 100 percent financial and physical accomplishment rates. This was achieved through the early identification of partner schools and learners who are qualified for grants

OBSERVATIONS

1. The subsidy under the Education Service Contracting Program decreased by 15 percent for SY 2022-2023 compared to SY 2021 – 2022 due to the transfer of beneficiaries from private to public schools during the pandemic.
2. There was no update on the implementation for SY 2022-2023 of the Joint-Delivery Voucher Program for Technical-Vocational-Livelihood Specializations and Teacher Salary Subsidy programs

RECOMMENDATIONS

1. Intensify its information dissemination campaign on the voucher program to accommodate a greater number of learner beneficiaries.
2. Continue the early planning and targeting of qualified schools and learners, and ensure the on-time release of subsidies.
3. Sustain its learner support program by the different School Division Offices to support the learners amidst the COVID-19 pandemic.
4. DepEd Regional Office to request updates on the JDVP-TVL and TSS programs from the Project Management Office and furnish report to RPMC.
5. Disaggregate data on the learner beneficiaries by SDO and gender.

Locally-funded Programs and Project

II

2022



BOUNTIFUL CAGAYAN VALLEY REGION

1. Agriculture Development

1.1. Dibulan River Irrigation Project

PROJECT PROFILE

Location	: San Agustin, Isabela
Implementing Agency	: National Irrigation Administration
Project Cost	: PHP777.86 Million
Implementation Period	: CY 2012 - CY 2022

IMPLEMENTATION STATUS

The Dibulan River Irrigation Project (DIRIP) registered 98.31 percent physical accomplishment, close to its 98.33 percent physical target. The only remaining work is the CY 2022 Program of Work (POW) which registered 81.21 percent accomplishment as the year ended.

One contract under the CY 2022 POW with remaining works on canal excavation, embankment construction and compaction, and waste disposal of excavated materials has been suspended due to wet terrain and inaccessible pathways for heavy equipment caused by continuous rains in the vicinity. The other contract with remaining works on 277.60-meter canalization and 1 unit structure is also suspended since the area was affected by frequent rain. In addition, excavation and embankment construction and compaction work have not yet

started. The project site is unworkable since the earthwork materials have become muddy and the roads were inaccessible for heavy equipment. Remaining earthwork activities are mainly dependent on good and dry weather.

As of December 2022, the following outputs under the CY 2022 POW were completed. Additional outputs are based on approved variation order.

- Earth Canal (Main Canal) – 4,411.35 m out of 4,518.95 m
- Earth Canal (Lateral C) – 690 m out of 860 m
- Canal Structures (Main Canal) - 9 units out of 10 units
- Canal Structures (Lateral C) - 1 unit out of 1 unit

Table 2.1. DIRIP Physical Accomplishment, as of December 2022

Program	FINANCIAL	PHYSICAL (%)		
	Allocation (PHP M)	Target (Weighted)	Actual (Weighted)	Slippage
CY 2012	92.15	11.85	11.85	-
CY 2013	92.15	11.85	11.85	-
CY 2014	205.50	26.42	26.42	-
CY 2015	33.89	4.36	4.36	-
CY 2016	84.25	10.83	10.83	-
CY 2017	59.71	7.68	7.68	-
CY 2018	83.58	10.75	10.75	-
CY 2020	28.36	3.65	3.65	-
CY 2020 (Section 7)	5.06	0.65	0.65	-
CY 2021	23.21	2.98	2.98	-
CY 2022	70.00	7.33	7.31	-0.02
Overall	777.86	98.33*	98.31*	-0.02

**Numbers may not add up due to rounding*

OBSERVATIONS

1. The project was affected by adverse weather leading to sluggish progress during the semester.
2. Deviations from the original scope were covered with variation orders.

RECOMMENDATIONS

1. The contractor should take advantage of the good weather to avoid delays during the rainy season, especially in areas and activities needing dry season.
2. In case of deviations from the original scope of work, ensure that these are covered by a change order or variation order.
3. NIA Regional Office should sustain its effective coordination with the Isabela Irrigation Management Office and the contractors to ensure the timely deployment of sufficient equipment, materials, and manpower on site.
4. NIA should closely monitor the implementation of the remaining POW.
5. Whenever necessary, NIA should regularly report project implementation issues and concerns to the RPMC for the conduct of problem-solving sessions to facilitate project implementation.



Project sites along main and lateral canals have become unworkable during the last quarter of the year.

1.2. Nassiping Pump Irrigation Project

PROJECT PROFILE

Location	: Gattaran, Cagayan
Implementing Agency	: National Irrigation Administration
Project Cost	: PHP535.36 Million
Implementation Period	: CY 2015 - CY 2022

IMPLEMENTATION STATUS

The Nassiping Pump Irrigation Project Phase 1 (NPIP) inched up during the second semester of the year, registering 88.54 percent physical accomplishment as of December 31, 2022.

One contract under the CY 2022 POW was suspended for the need of enough time to process requirements and clearances for the purchase of overhead crane from abroad. According to the

supplier, the long delivery time is due to the electrical and hoisting equipment that will be coming from Germany. The tentative date of the delivery will be on April 2, 2023 based on quotation.

The other contracts are suspended due to inaccessible road in the aftermath of typhoons that visited the area starting August of last year and aggravated by monsoon rains.

Table 2.2. NPIP Physical Accomplishment, as of December 2022

Program	Financial	Physical		
	Allocation (PHP Million)	Target (Weighted %)	Actual (Weighted %)	Slippage
CY 2015	15.00	2.80	2.80	-
CY 2016	94.96	17.74	17.74	-
CY 2017	240.55	44.93	44.93	-
CY 2018	30.80	5.75	5.75	-
CY 2020	4.05	0.76	0.76	-
CY 2022	150.00	17.46	16.56	-0.90
Overall	535.36	89.44	88.54	-0.90

Table 2.3. NPIP Completed Components, CY 2022 POW

Component	Output indicator	Status
1. Trapezoidal Lining (Main Canal)	9,388.91 meters	5,309.96 m completed
2. CHB Lining (Lateral A)	1,536.65 meters	1,385.98 m completed
3. CHB Lining (Lateral B)	2,418.40 meters	2,418.40 m completed
4. CHB Lining (Lateral C)	2,121.62 meters	1,327.20 m completed
5. Canal Structures (Main Canal)	18 units	4 units completed
6. Canal Structures (Lateral A)	2 units	2 units completed
7. Canal Structures (Lateral B)	4 units	4 units completed

Table 2.4. NPIP yet to Start Components, CY 2022 POW

Component	Output indicator
1. CHB Lining (Lateral A-extra)	736.40 m
2. Canal Structures (Lateral C)	4 units
3. Canal Structures (Lateral A-extra)	1 unit
4. Canal Structures (Lateral A-extra)	1 unit
5. Terminal Facilities (Main Canal)	18 units
6. Terminal Facilities (Lateral A)	4 units
7. Terminal Facilities (Lateral C)	4 units
8. Service Road (Main Canal)	12,359.10 m
9. Service Road (Lateral C)	752 m

OBSERVATION

Project implementation was affected by adverse weather.

RECOMMENDATIONS

1. NIA should closely monitor the implementation of the remaining activities. The contractor should fast track construction activities before the onset of rainy season.
2. NIA should report or elevate to the RPMC any implementation bottlenecks that could not be resolved at their level.

Installation of Structured Wall High-density Polyethylene (HDPE) Pipes at Nassiping Pump Irrigation Project



1.3. Tumauni River Multi-Purpose Project (Preparatory Activities)

PROJECT PROFILE

Location	: Tumauni, Isabela
Implementing Agency	: National Irrigation Administration
Project Cost	: PHP661.61 Million
Implementation Period	: 2018 to 2022

IMPLEMENTATION STATUS

Preparatory works for the Tumauni River Multi-Purpose Project (TRMP) are on-going and 74.31 percent completed as the second semester ended. Preparatory activities cover the construction of access roads and road structures including gabion

works. Other preparatory works include the construction of office building, slope protection, and terminal facilities, and the installation of power and distribution lines.

Table 2.5. TRMP Physical Accomplishment, as of December 2022

Program	Financial	Physical		
	Allocation (PHP Million)	Target (Weighted %)	Actual (Weighted %)	Slippage
CY 2018	49.99	7.56	7.56	-
CY 2019	195.96	29.62	29.62	-
CY 2020	130.66	16.38	15.90	-0.48
CY 2021	135.00	17.54	16.78	-0.76
CY 2022	150.00	7.01	4.47	-2.54
Overall (CY2018- CY2022)	661.61	78.11	74.31	-3.80

Under the CY 2020 POW, the remaining contract covers the construction of access roads in two locations: a) Access Road No. 1 Extension and b) Caligayan to Dam Site Road. The construction of Access Road No. 1 Extension was substantially completed while the Caligayan to dam site road was suspended pending the issuance of a Special Use Agreement in Protected Areas (SAPA) from the

DENR and tree-cutting permit since the contract work is located within the Tumauni Watershed Natural Park. The SAPA was advised to be revised as recommended by CENRO Cabagan. The application for the revised SAPA was submitted on October 25, 2022 and received at the DENR Central Office on October 27, 2022. Contract will resume upon the approval of the revised SAPA.

Table 2.6. CY 2020 Program of Work, TRMP, as of December 2022

Component	Target	Actual
Gravelling (Access Road 1 Extension Phase 1)	2.94 km	1.52 km
Gravelling (Caligayan to Dam Site)	5.19 km	1.46 km
Access Road Structures (Access Road 1 Extension)	10 units	7 units
Access Road Structures (Caligayan to Dam Site)	18 units	not yet started
Gabion Works (Access Road 1)	15,272 cu.m.	15,272 cu.m.
CY 2020 POW	82.96 %	80.49 %

Under the CY 2021 POW, one contract was suspended due to unworkable project site brought by intermittent rain caused by monsoon. Earthworks and concreting of access road which are activities on the critical path are the affected works.

Another contract was also suspended due to unworkable project site brought by intermittent rain. Boulders for the gabion-type slope protection were stockpiled on site but the site was unworkable due to high level of water in the creek.

Table 2.7. CY 2021 Program of Work, TRMP, as of December 2022

Component	Target	Actual
1. Concreting (Access Road 1)	3.66 km	3.28 km
2. Concreting (Box Culvert)	416 m	380 m
3. Gabion Works (Box Culvert)	2,812 cu.m	1,778 cu.m
4. Gravelling (Access Road 1 Extension Phase 2)	0.67 km	not yet started
5. Access Road Structures (Access Road 1 Extension)	27 units	not yet started
6. Box Culvert	2 units	2 units
7. Access Road 1 to Diversion Tunnel Outlet/Valve House (Gravelling)	783 m	160 m
8. Access Road 1 to Diversion Tunnel Outlet/Valve House Structures	3 units	1 unit
9. Access Road 2 Extension (Gravelling)	89.76m	not yet started
10. Access Road 2 Extension Structures	1 unit	not yet started
CY 2021 POW	85.95%	82.22%

Under the CY 2022 POW, the implementation of contract involving gabion works depends on the completion of CY 2020 contract which was suspended and will only resume upon the approval of the Revised SAPA.

Another contract that was suspended is the Construction of Slope Protection (gabion type) along

Access Road No. 1 Extension due to high level of water in the river designated as quarry site for boulders. While gabion wires were already delivered on site and work could not proceed due to the lack of boulders since water level at the river was high and quarrying is not permissible.

Table 2.8. CY 2022 Program of Work, TRMP, as of December 2022

Component	Target	Actual
1. Gabion Works (Access Road 1 Extension)	24,950 cu.m	9,909.82 cu.m
2. Gabion Works (Caligayan to Dam Site)	25,656.90 cu.m.	not yet started
CY 2022 POW	30.92%	19.70 %

OBSERVATION

Several activities were suspended due to unworkable project site brought about by intermittent rain and the lack of boulders due to

high level of water in the river designated as quarry site.

RECOMMENDATIONS

1. NIA should ensure the smooth implementation of remaining activities.
2. NIA should elevate to the RPMC any implementation bottlenecks that could not be resolved at their level.

Gabion Works at Access Road 1 to Diversion Tunnel Outlet of the TRMP



2. Social Reform and Community Development

2.1. Pantawid Pamilyang Pilipino Program

PROJECT PROFILE

Location	: Provinces of Cagayan, Isabela, Nueva Vizcaya and Quirino
Implementing Agency	: Department of Social Welfare and Development
Project Cost	: PHP2.59 Billion (2021) : PHP2.62 Billion (2022)
Implementation Period	: Started in 2008 (continuing)

IMPLEMENTATION STATUS

2021 Fund

A total of PHP2.42 billion was disbursed from the PHP2.49 billion released fund, registering a 97.41 percent fund utilization rate and 99.27 percent overall performance. A total of PHP3.47 million or 0.14 percent of the disbursed fund covers the release of the grants during the third quarter of 2022 for the Modified Conditional Cash Transfer (MCCT)

beneficiaries that were withheld in the second quarter of 2022.

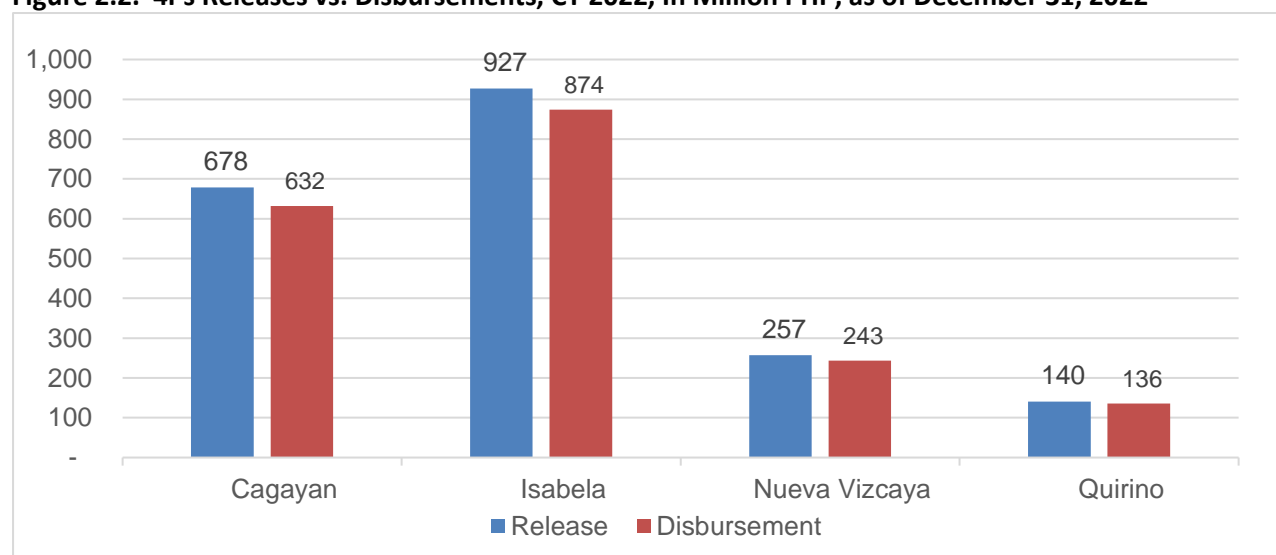
The 102,708 (20,308 males and 82,400 females) household beneficiaries provided with the assistance represent 96.7 percent of the 106,212 targeted household beneficiaries.

2022 Fund

PHP1.89 billion, or 94.13 percent, was utilized from the released amount of PHP2.0 billion to provide cash grants to the 104,573 (21,252 males and 83,321 females) household beneficiaries, representing a 98.46 percent physical accomplishment rate

The increase in the financial accomplishment over the first semester was due to the conduct of payout for grants covering Period 4 (August to September 2022) and the disbursement of the previously withheld grants of the 4Ps MCCT beneficiaries.

Figure 2.2. 4Ps Releases vs. Disbursements, CY 2022, In Million PHP, as of December 31, 2022



The province of Isabela has the highest fund disbursement of PHP 874 million or 94.29 percent of the released amount of PHP927 million to the 47,757 (10,267 males and 37,490 females) household beneficiaries. The province of Cagayan followed with

the disbursement of PHP632 million or 93.16 percent of the released fund of PHP678 million to cover the assistance to the 33,853 (6,906 males and 26,947 females) household beneficiaries

The province of Quirino has the highest fund utilization rate of 96.69 percent, with the disbursement of PHP136 million out of the PHP140 million released fund to the 8,187 (1,621 males and 6,566 females) household beneficiaries. The

province of Nueva Vizcaya utilized 94.71 percent of the PHP257 million released fund to the household beneficiaries of 14,776 (2,458 males and 12,318 females).

Conduct of Ceremonial Graduation for Exiting Household Beneficiaries

A total of 743 households exited the 4Ps during the second semester of 2022. These graduates came from the municipalities of Tuao, Piat and Sanchez Mira (Cagayan-328); Sto. Tomas, Delfin Albano, Mallig, Alicia and Ramon (Isabela-61); and Cabarroguis (Quirino-354).

The 354 households in the province of Quirino were recognized for their perseverance in transitioning themselves into self-sufficient families during the 4Ps Tagumpay: Regional Ceremonial Graduation at the Quirino Capitol Gymnasium on August 15, 2022. Each household beneficiary graduate received a certificate and P10,000.00 cash from the Provincial Government of Quirino by virtue of Ordinance No. 7 of the Sangguniang Panlalawigan of Quirino for livelihood assistance, while grocery items and kitchen

materials were provided by the local government of Cabarroguis.

In the province of Cagayan, a total of 328 households exited the program after an assessment of their level of well-being (68 households from Tuao, 79 from Sanchez Mira, and 81 from Piat, Cagayan). Graduation ceremonies were conducted in October and December, 2022. Case folders containing the names and stories of each household were also turned over to the Local Government Units (LGUs) for appropriate intervention.

In the province of Isabela, a total of 61 households were recognized as graduates during the conduct of the Local Advisory Council meetings in December, 2022.



The 4Ps Project Management Office, in partnership with the Provincial Government of Quirino, conducts the 4Ps Tagumpay: Regional Ceremonial Graduation on August 15, 2022.

OBSERVATIONS

1. The physical and financial accomplishments increased because of the disbursement of the withheld release of cash grants for Period 6 2021 and Period 1 2022 to the MCCT beneficiaries.
2. The graduation/exit of 743 household beneficiaries from the program due to improved well-being somehow indicates the success of the implementation of the program.

RECOMMENDATIONS

1. Sustain the early completion of compliance verification, the continuous monitoring of household beneficiaries and the regular updating of databank.
2. Monitoring of the aftercare of the exited/graduated 4Ps from the LGUS in order to sustain their levels of well-being.

2.2. Sustainable Livelihood Program

PROJECT PROFILE

Location	: Regionwide
Implementing Agency	: Department of Social Welfare and Development
Project Cost	: PHP202.55 million (2022)
Implementation Period	: Started in 2020 (continuing)

IMPLEMENTATION STATUS

A total of PHP202.55 million was allocated and released to cover the assistance for the target beneficiaries, of which a total of PHP201.56 million was disbursed from the released fund, representing a 99.51 percent fund utilization rate.

The provision of assistance to the 14,985 (4,618 males and 10,367 females) beneficiaries exceeded the 8,722 target beneficiaries by 71.81 percent. The physical accomplishments surpassed the targets because the maximum cost parameter of PHP15,000.00 per beneficiary was not maximized.

The grants depend on the proposed projects of the beneficiaries and on the result of validation and assessment of the Field Project Development Officers.

A total of 245 of these beneficiaries were livelihood referrals and walk-in clients. They were allocated PHP5.9 million in grants. The DSWD Field Office Project continued the payout and monitoring of the beneficiaries in far-flung areas to ensure timely receipt of the assistance.

OBSERVATIONS

1. The timely on-site distribution and monitoring of livelihood grants in far-flung areas facilitated the program's implementation.
2. The maximum cost parameter of PHP15,000.000 per beneficiary was not maximized, hence more beneficiaries were assisted, which explains the high physical accomplishment.
3. The allocation for livelihood referrals and walk-in clients also contributed to the increased number of assisted beneficiaries.

RECOMMENDATIONS

1. DSWD RFO2 to continue the on-site and timely distribution of the grants under the regular SLP, OP referrals, Executive Order 70, and zero hunger.
2. DSWD RFO2 to ensure the regular monitoring of the SLP beneficiaries.

SLP Grant Distribution and Livelihood



Abigail Bauza, Provincial Monitoring and Evaluation Officer of the DSWD, conducts Livelihood Assistance Grant Payout in Lublub, Alfonso Castaneda, Nueva Vizcaya on 24 November 2022.

Photo Credits: DSWD RFO2

2.3. Social Pension Program

PROJECT PROFILE

Location	: Regionwide
Implementing Agency	: Department of Social Welfare and Development
Project Cost	: PHP1.38 Billion (2021) PHP1.47 Billion (2022)
Implementation Period	: Started in 2010 (continuing)

IMPLEMENTATION STATUS

2021 Fund

As of the second semester, 229,057 out of the 229,731 targeted social pension beneficiaries were granted PHP1.37 billion worth of social pension assistance, utilizing 99.42 percent of the total funds released during the period. The beneficiaries include 134,163 females and 94,894 male senior citizens. The payout for the unpaid 674 indigent senior citizens will be conducted in the next quarter.

Isabela has the highest disbursed fund of PHP637.46 million from the PHP639.55 million released fund for

106,461 target indigent pensioners. The province of Cagayan followed with PHP488.09 million for 81,624 beneficiaries. The areas of Nueva Vizcaya and Quirino had disbursements of PHP155.01 million (25,949 beneficiaries) and PHP80.90 million (13,528 beneficiaries), respectively.

The implementation of the program registered an overall performance rate of 100.29 percent. The payment for the remaining 674 target senior citizens is on-going as of the reporting period.

2022 Fund

A total of PHP1.43 billion was disbursed out of the PHP1.47 billion released fund, registering a 97.78 percent fund utilization rate. The assistance was provided to 237,101 indigent senior citizens out of the 244,431 targets. The province of Isabela has the highest disbursement at PHP663.16 million (111,135

indigent senior citizens), followed by Cagayan at PHP516.08 million (84,115 indigent senior citizens). For 2022, the payout is conducted every quarter. Hence, the senior citizens will receive a PHP1,500.00 social pension per quarter. The payment for the 7,330 remaining unpaid social pension beneficiaries will be made during the first quarter of 2023.

Table 2.9. Social Pension, 2022, By Province

Province	Allocation (PHP Million)	Allocation (PHP Million)	Allocation (PHP Million)	Allocation (PHP Million)
Batanes	8.98	8.98	8.98	8.77
Cagayan	524.09	524.09	524.09	516.08
Isabela	680.46	680.46	680.46	663.16
Nueva Vizcaya	167.07	167.07	167.07	162.17
Quirino	85.99	85.99	85.99	83.80
Total (PHP Million)	1,466.59	1,466.59	1,466.59	1,433.97

Source: DSWD RFO2

OBSERVATIONS

1. The approval of the streamlined health protocols across LGUs eases the payment of social pensions.
2. The conduct of payout every quarter instead of semestral would ensure that unpaid pensioners would receive their pension the following quarter.
3. The lack of staff complement affects the distribution of the social pension

RECOMMENDATIONS

1. The DSWD should improve its distribution strategies to ensure that indigent senior citizens are able to receive social pensions on time, given the streamlined health protocols and quarterly distribution.
2. The DSWD may propose for additional staff to have timely distribution of cash grants or may return to the semestral mode of distribution/payout.

Social Pension Distribution



Conduct of the fourth quarter CY 2022 Social Pension cash pay-out in Tuguegarao City, Cagayan on September 8, 2022

2.4. Supplementary Feeding Program

PROJECT PROFILE

Location	: Regionwide
Implementing Agency	: Department of Social Welfare and Development
Project Cost	: PHP161.48 Million (2022) – 12 th Cycle
Implementation Period	: Started in 2010 (continuing)

IMPLEMENTATION STATUS

A total of PHP161.48 million was allocated, released, obligated and disbursed, representing 100 percent fund support and utilization rates. A total of 79,742, or 88.89 percent of the 89,712 targeted Child Development Centers (CDCs) and Supervised Neighborhood Plays (SNPs), were provided with

nutritious meals for 120 days. It was noted that the SFP 12th Cycle started in School Year 2022 – 2023.

The DSWD is waiting to submit the reports of other LGUs on the total CDCs and SNPs that were served in their area.

OBSERVATION

There was a delay in the submission of report of some LGU's of the total CDCs and SNPs that were served.

RECOMMENDATION

DSWD should follow-up the submission of report of some LGUs on the number of CDCs and SNPs that were provided with nutritious hot meals

12th Cycle Supplementary Feeding Program



Monitoring visit with Ms. Mary Grace Flores (DSWD Central Office) to LGU Quezon, Isabela on 31 August 2022.



Actual monitoring of the distribution of Supplementary Feeding Program goods and Milk feeding Program in San Guillermo, Isabela on 10 November 2022 (left) and in Luna, Isabela on 11 November 2022 (right).

Photo Credits: DSWD RFO2

2.5. Assistance to Municipalities Program

PROJECT PROFILE

Location	: Regionwide
Implementing Agency	: Department of the Interior and Local Government
Project Cost	: PHP2.517 Billion

- AM 2019 (PHP799.355 million)
 - AM Local Road : PHP715.853 million
 - AM Water : PHP26.579 million
 - AM DRR : PHP56.923 million
- AM 2020 (PHP909.538 million)
 - AM Local Road : PHP772.345 million
 - AM Water : PHP56.554 million
 - AM DRR : PHP80.638 million

Implementing Period	: CY 2018-2022
---------------------	----------------

IMPLEMENTATION STATUS

The Assistance to Municipalities (AM) Program listed 265 projects funded in 2019 and 2020 for the provision of local access roads, water system facilities, and disaster risk reduction-related projects. For the second semester, 264 projects were already completed. The Proposed Water Treatment Facility and Upgrading of Level III Water System Phase IV project (2019 AM Water) that was initially accounted for 56.45 percent accomplishment during the first semester, has been completed. The remaining project on the Construction of Evacuation Center at Barangay Didaddungan, Palanan, Isabela is reported completed by the LGU and for validation of DILG RO/PO.

The AM Projects included 217 local access road projects, 17 projects for water systems, and 28 projects for DRR-related facilities and equipment.

In terms of the budget allocation per component, the construction of local access roads has 87 percent of the total allocations (PHP1,488.198 million) while the provision of a potable water supply system and the establishment of DRR-related facilities and equipment have five percent (PHP83.133 million), and eight percent (PHP137.562 million) of the total allocations, respectively. The succeeding figures show the fund allocation for each component per province per year.

Figure 2.3. Fund allocation Assistance to Municipalities Program on Local Access Roads

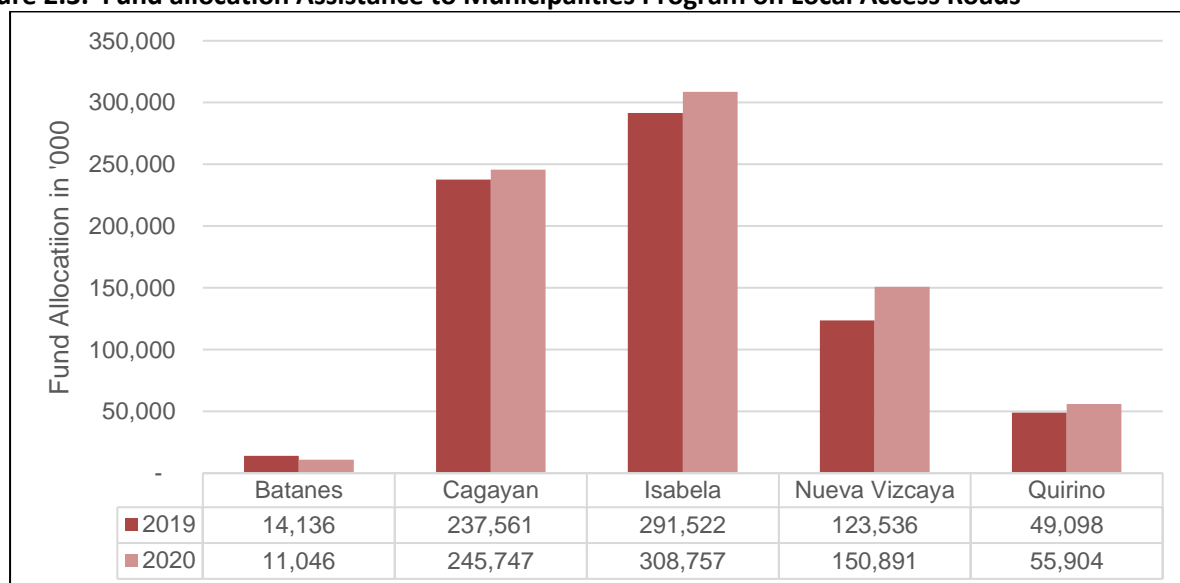


Figure 2.4. Fund Allocation Municipalities Program on Water Systems Projects

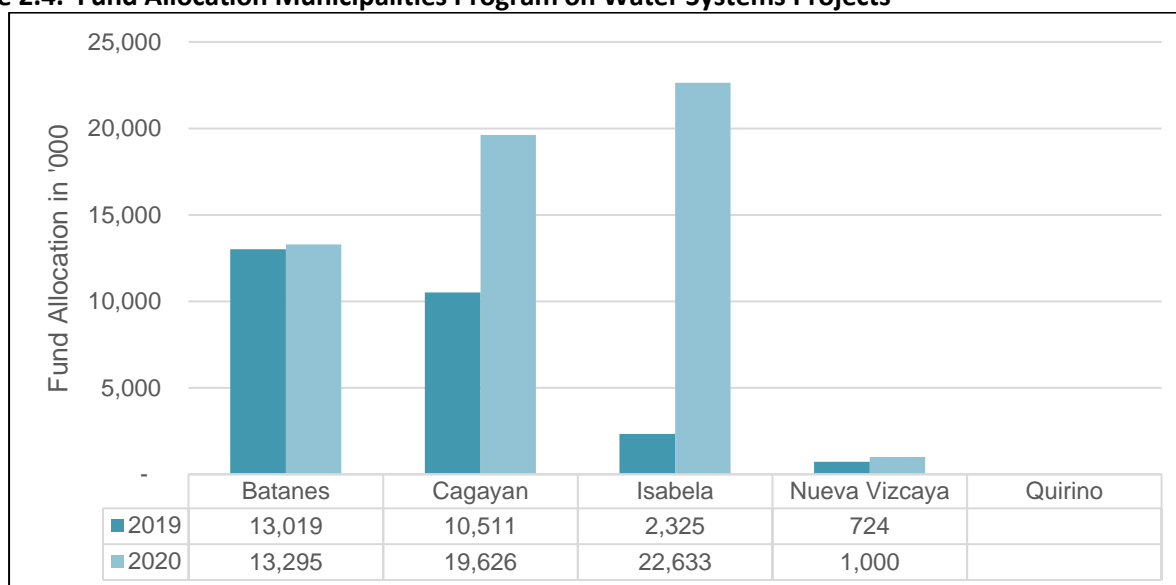
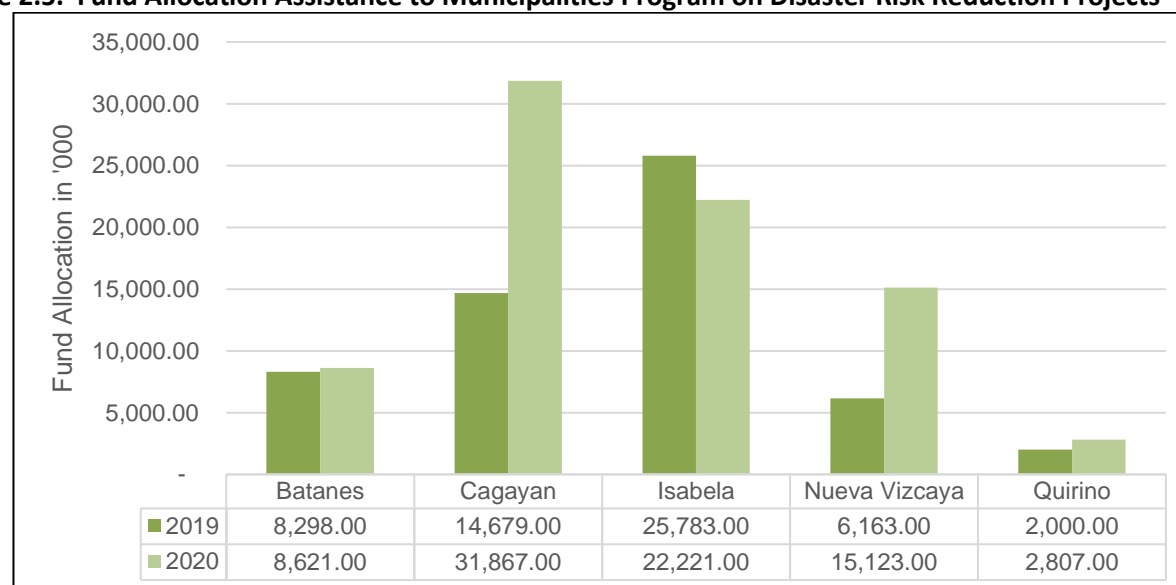


Figure 2.5. Fund Allocation Assistance to Municipalities Program on Disaster Risk Reduction Projects



Source: DILG Region 2 4th Quarter RPMES Report

Isabela and Cagayan were the most allocated funds for local access roads and disaster-related projects. Batanes is next to Cagayan for fund allocation on water systems related project. Quirino has the least allocations for all the AM components and had no

water systems related projects. About 35.47 percent of the total projects (94 projects) are implemented in Cagayan, followed by Isabela with 30.94 percent (82 projects). Batanes and Quirino had the least projects with 18 and 17 projects, respectively.

Table 2.10. AM Projects per Province/Project Type, CY 2019 and 2020

Province	Type and Number of Projects			Total
	Local Roads	Water Supply System	DRR Facilities and Equipment	
Batanes	5	7	6	18
Cagayan	80	6	8	94
Isabela	70	5	7	82
Nueva Vizcaya	47	2	5	54
Quirino	15	0	2	17
Total	217	20	28	265

Source: DILG Region 2 2nd Quarter RPMES Report

OBSERVATIONS

1. All projects funded in 2018 and 2019 were completed.
2. There is a high completion rate with only one remaining project (reported completed and for on-site validation of DILG RO/PO) which is one percent of the total projects funded in 2019 and 2020.
3. Most of the projects were funded in 2020 and funds were released during the second and third quarters of the year.

RECOMMENDATIONS

1. Continuously monitor the implementation of both completed and ongoing projects to facilitate and ensure the timely accomplishment of projects.
2. Recommend the adoption of strategies and best practices in monitoring these local projects to Local Government Units for their effective implementation of programs and projects, as well as completion of future endeavor.

2.6. Sagana at Ligtas na Tubig para sa Lahat

PROJECT PROFILE

Location	: Regionwide
Implementing Agency	: Department of the Interior and Local Government
Project Cost	: PHP175.44 million (2020)
Implementing Period	: CY 2020-2022

IMPLEMENTATION STATUS

The 32 projects funded during 2020 which amounted to PHP175.443 million were all completed on the first semester of 2022. For the second semester, a total of 31 or 97 percent of the projects funded in 2020 were reported to be completed while one project is still ongoing and for DILG RO/PO validation.

The project under completion as specified in the Table_ included the Provision of Potable Water Supply Level II in Palanan, Isabela that is 85 percent completed. Other municipalities with SALINTUBIG projects in the region are provided below.

Table 2.11. Status of SALINTUBIG Projects, by Municipality, as of January 5, 2023

Province/Municipality	No. Of Projects in 2020	Status
Cagayan		
Abulug	1	Completed
Allacapan	2	Completed
Ballesteros	1	Completed
Camalaniugan	1	Completed
Lallo	4	Completed
Lasam	1	Completed
Pamplona	1	Completed
Sanchez Mira	1	Completed
Sta. Teresita	1	Completed
Sto. Niño	1	Completed
Isabela		
Palanan	1	Reported Completed by LGU (for DILG validation)
San Isidro	1	Completed
Nueva Vizcaya		
Ambaguio	2	Completed
Quezon	7	Completed
Quirino		
Cabarroguis	2	Completed
Maddela	5	Completed
Subtotal	7	
TOTAL	32	

**For validation of implementing agency*

Source: DILG Region 2 4th Quarter RPMES Report

For the budget allocated per province in 2020, Cagayan had the highest allocations with 66 percent of the total approved budget (PHP115.981 million). The total allocations of PHP175.444 million for Region 02 in 2020 resulted to 32 SALINTUBIG

Projects implemented in 16 municipalities. Nueva Vizcaya and Cagayan had most of the projects in the region (15 projects in Cagayan and 9 projects in Nueva Vizcaya).



Onsite monitoring of New Construction of Ballesteros Municipal Water System Level II in Barangay Centro East, Ballesteros, Cagayan on December 16, 2022 (SALINTUBIG 2020)

OBSERVATIONS

1. The Provision of Potable Water Supply Level II in Palanan, Isabela that is reported as competed by the municipal LGU, hence the DILG RO/PO will conduct its validation within the 1st quarter of 2023.
2. All projects funded from 2012 to 2019 were completed.
3. Increased in the completion rate (98%) compared to last year with only one remaining project to be completed which is two percent of the total projects funded in 2019 and 2020.

RECOMMENDATIONS

1. Continuously monitor the implementation of both completed and on-going projects to facilitate and ensure the timely accomplishment of projects.
2. Recommend the adoption of strategies and best practices in monitoring these local projects to Local Government Units for their effective implementation of programs and projects, as well as completion of future endeavors.
3. Recommend to LGUs the adoption of strategies and best practices in the implementation and monitoring of local projects

3. Environmental Development

3.1 Enhanced National Greening Program

PROJECT PROFILE

Location	: Regionwide
Implementing Agency	: Department of Environment and Natural Resources
Project Cost	: PHP49.84 Million (CY 2022)
Implementation Period	: CY 2022

IMPLEMENTATION STATUS

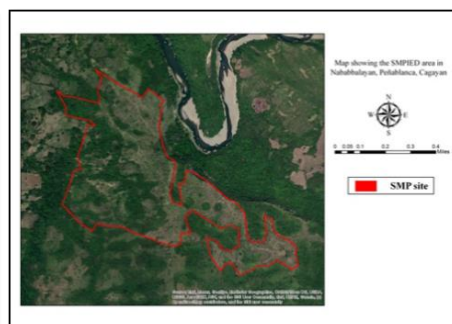
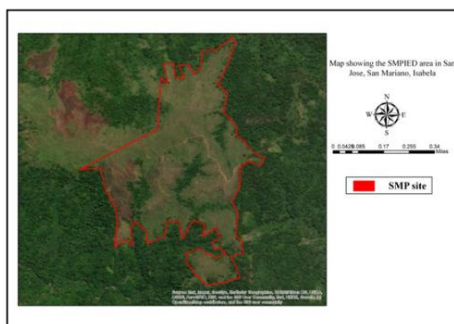
As of the second semester 2022, the National Greening Program (NGP) achieved all its physical targets in Survey, mapping and planning, Plantation establishment, and Monitoring and maintenance. The

seedling production exceeded its target by 9.89 percent. The financial performance achieved a 91 percent fund utilization.

Survey, Mapping and Planning

The NGP involves the conduct of Survey, Mapping and Planning as preliminary activity to ensure the suitability of the areas to be planted. The activity was conducted based on the FMB Technical Bulletin No.

1-B or the Revised Guidelines on Surveying, Mapping and Planning. Activities undertaken are site delineation, site assessment to include soil analysis and community consultation.



NGP sites that underwent Survey, Mapping and Planning to ensure site suitability.

Table 2.12. Area of completed SMP, by CENRO/PENRO, CY 2022

PENRO/CENRO	Location	Target (Ha)	Accomplishment (Ha)	Accomplishment %
CAGAYAN		1,350.0	1,350.0	100%
ALCALA	Taytay, Baggao, Pussian, Alcala, & Amulung	270.0	270.0	100%
APARRI	Pina Weste, Gattaran & Ballesteros	270.0	270.0	100%
SANCHEZ MIRA	Brgy. Dibay and Brgy. Zitanga, Ballesteros	269.0	269.0	100%
SOLANA	Brgy. Calassitan, Sto Niño	271.0	271.0	100%
TUGUEGARAO	Brgy. Cabasan, Nannarian, Callao, Malibabag, Nababbalayan, Peñablanca	270.0	270.0	100%
ISABELA		1,300.0	1,300.0	100%
CABAGAN	Brgy. Antagan, Tumauni, Brgy. Carmencita, Delfin Albano	200.0	200.0	100%
CAUAYAN	Brgy. Burgos, San Guillermo	100.0	100.0	100%
NAGUILIAN	Brgy. Dibuluan, San Jose, San Mariano & Brgy. Sindun Bayabo, Ilagan City	300.0	300.0	100%
PALANAN	Brgy. Villa Robles, Didiyan, Dicadyuan, San Isidro, Palanan	200.0	200.0	100%
ROXAS	Brgy Abut and Santos, Quezon	200.0	200.0	100%
SAN ISIDRO	Brgy. Taliktik, Cordon	300.0	300.0	100%
TOTAL		2,650.0	2,650.0	100%

Source: DENR RO2

Seedling Production

By the end of December 2022, the National Greening Program was able to produce 1,511,640 seedlings. It overshoots the annual target of 1,375,575 seedlings

or 110 percent performance. A 93 percent fund utilization rate was reported in this component.

Table 2.13. Seedling Production, by Province, as of December 31, 2022

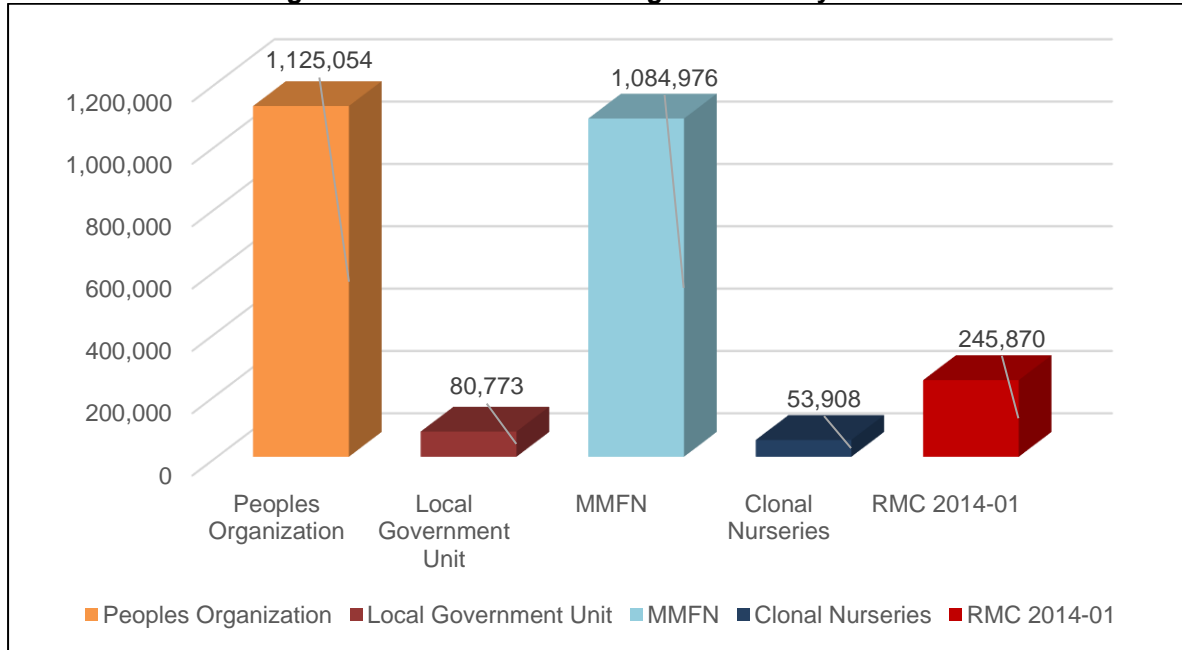
Province	Allocation	Fund Utilization (%)	No. of seedlings		Slippage %
			Target	Actual	
Cagayan	4,571,400.00	91	377,244	414,834	9.96
Isabela	3,588,600.00	90	205,210	229,502	11.84
Nueva Vizcaya	2,122,500.00	90	461,649	504,275	9.23
Quirino	4,414,020.00	100	331,472	363,029	9.52
Total	10,282,620.00	40%	1,375,575	1,511,640	9.89%

Source: DENR RO2

The implementation of the NGP is a multistakeholder partnership. The seedlings needed for 2022 were produced by People's organization, Local Government Units, Modernized and Mechanized Forest Nursery in Solana, Cagayan and the two Clonal nurseries in Diadi, Nueva Vizcaya and

Tuguegarao City, Cagayan. The LGUs produced bamboo propagules for the riverbank stabilization in support to the Build Back Better program. Moreover, employees of the DENR initiated the production of seedlings in compliance to the Regional Memorandum Circular 2014-01.

Figure 2.6. Number of Seedling Produced by Source



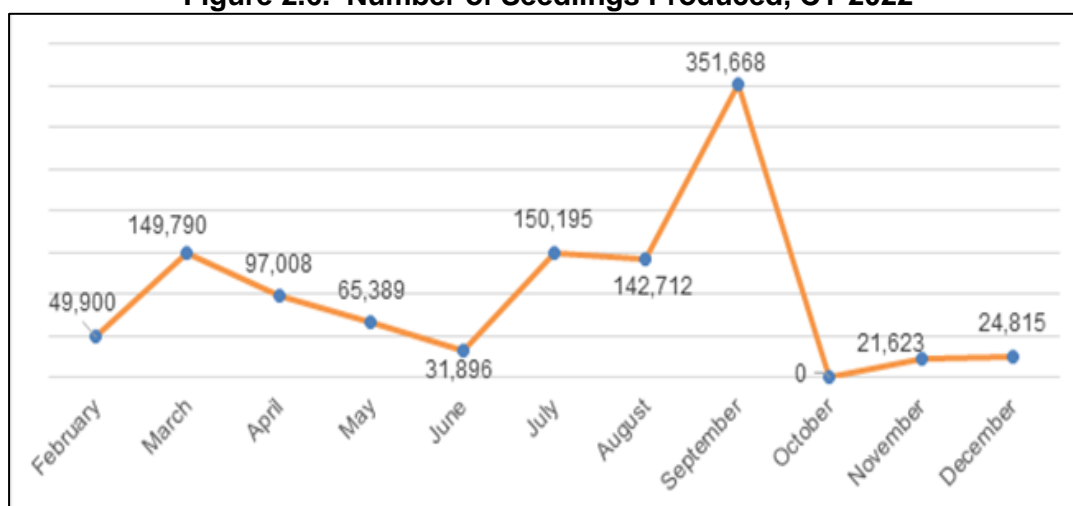
P.O Name: San Manuel Forest Developers Association
Location: Brgy. San Manuel, Aglipay, Quirino

Modernized and Mechanized Forest Nursery

The MMFN was established for the mass production of seedlings for reforestation programs and has played a key role in supporting the National Greening Program. Produced seedlings are given to requesting

stakeholders in their reforestation activities. For 2022, the MMFN produced a total of 1,084,976 of various timber and agroforestry tree species.

Figure 2.6. Number of Seedlings Produced, CY 2022



Plantation Establishment

Twenty-two sites covering a total area of 1,976 hectares were accomplished in the region with the participation of 733 family beneficiaries in 2022. From 2020 to 2022, a total of 1,885 families inked a MOA with the National Greening Program.

Table 2.14. Plantation Establishment, as of December 31, 2022

Province	Allocation (PHP Million)	Fund Utilization (%)	Area of plantation (ha)	
			Target	Actual
Cagayan	3,900,000.00	92	610	610
Isabela	3,185,000.00	100	490	490
Nueva Vizcaya	1,839,500.00	90	283	283
Quirino	3,854,500.00	100	593	593
Total	12,779,000.00	96%	1,976	1,976

Source: DENR RO2



(a)



(b)

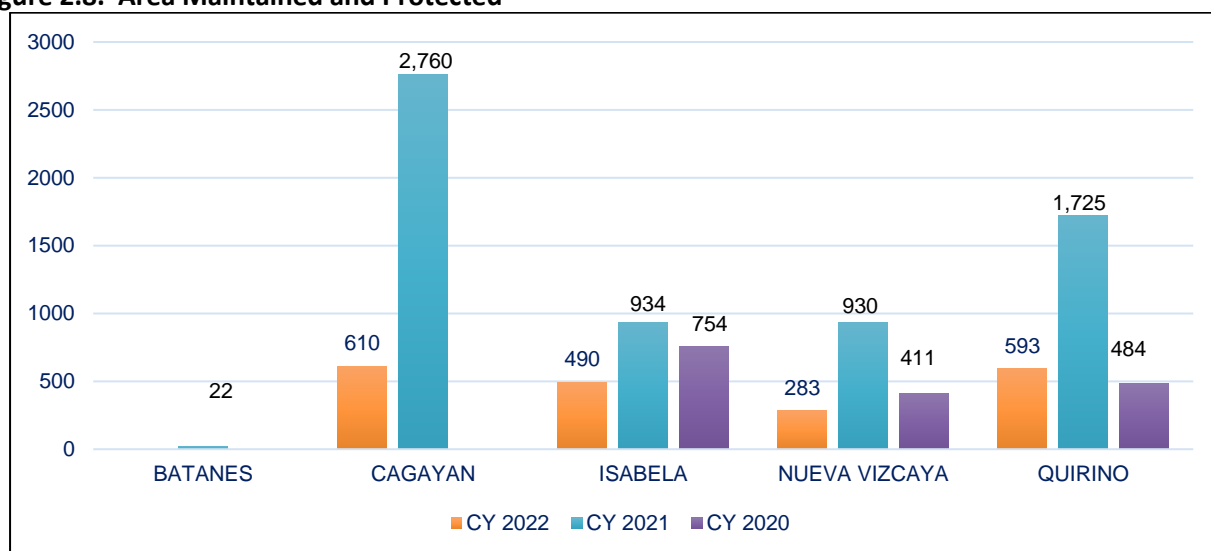
The 93-hectares land of Orang Greener's Association in San Fernando, Bambang, Nueva Vizcaya (a) and 68-hectares land of Diodol Upland Farmer's Association in Diodol, Aglipayn, Quirino (b)

Maintenance and Protection

For 2022, NGP targeted conduct maintenance and protection to 6,270 hectares of established plantations of which a 100 percent accomplishment rate was achieved. This was partnered with a 100 percent utilization rate. From the established plantation in 2020 to 2022, a total of 9,996 hectares

have been maintained and protected. Activities undertaken are strip brushing/ ring weeding, fertilizer application and establishment of firelines/firebreaks. These activities help ensure higher survival rates of planted seedlings in their early stage.

Figure 2.8. Area Maintained and Protected



NGP beneficiaries conduct weeding to planted agroforestry species.

The project also provided employment to 49 Forest Extension Officers and Technical Support Staff who assisted in the project implementation. As of

December 15, 2022, a total of 811 sites were visited by the DENR Regional Officials to ensure the proper implementation of the project.

OBSERVATION

The financial performance did not achieve a 100 percent utilization rate due to 10 percent retention fee and ongoing processing of payments for monitoring and maintenance of established NGP sites.

RECOMMENDATION

Assessment results should be used to develop strategies and measures in increasing the survival rates of planted seedlings and provide fund for the rehabilitation of these areas.

4. Infrastructure Development

4.1. DOT-DPWH Convergence Program

PROJECT PROFILE

Location	: Regionwide
Implementing Agency	: Department of Public Works and Highways
Project Cost	: PHP1.42 Billion PHP667.90 Million (FY 2021) PHP748.03 Million (FY 2022)
Implementation Period	: CY 2021-2022

IMPLEMENTATION STATUS

By the end of December 2022, the overall physical and financial utilization of the Tourism Road Infrastructure Program (TRIP) was reposted at 93 percent and 85 percent respectively. The FY 2021 GAA completed 51 of its 53 projects in the region, an improvement from the last semester of 48 completed projects. The reported physical accomplishment was 97.94 percent. It achieved a 90 percent utilization rate with 286 employments. The two remaining on-going projects are located in Cagayan second engineering district while all project in other provinces were completed.

The FY 2022 targets completed 37 projects from 22 projects in the first semester. It has 19 on-going projects with 81 percent utilization rate and 538 generated employments. On-going projects are located in Batanes (1), Cagayan (16) and Isabela (2). This translates to a physical performance of 82.79 percent. The negative slippage was caused by unfavorable weather conditions making the site unworkable.



Completed Phase 1 and 2 of the Ballesteros Bay View Project in Ballesteros, Cagayan

Table 2.15. DOT-DPWH Convergence Program Accomplishment, FY 2021-2022, as of December 31, 2022

Year	Output indicator (lane km)	Completed	On-going	Allocation (PHP Million)	Fund Utilization (%)	Physical Accomplishment		
						Target	Actual	Slippage
FY 2021	971.81	51	2	667,905.00	90	100	97.94	-2.06
FY 2022	6.52	37	19	748,027.00	81	94.12	82.79	-12.04
Total	978.33	88	21	1,415,932.00	85	96.89	89.94	-7.18

4.2. DTI-DPWH Convergence (ROLL-IT)


PROJECT PROFILE

Location	: Regionwide
Implementing Agency	: Department of Public Works and Highways
Project Cost	: PHP2.14 Billion PHP1,296.02 Million (FY 2021) PHP 849.25 Million (FY 2022)
Implementation Period	: FY 2021-2022

IMPLEMENTATION STATUS

An overall physical and financial accomplishment for Roads Leveraging Linkages for Industry and Trade Infrastructure Program (ROLL-IT) of 97.06 percent and 87 percent respectively by the end of December 2022. A total of 134 projects were completed with 13 on-going projects. The ROLL-IT completed its targets of 80 projects for 2021 with 87 percent fund utilization

and generated employment of 919. On the other hand, the FY 2022-funded projects completed 54 projects this semester, a big jump from the first semester with only 14 completed projects. Thirteen projects are on-going this semester with 912 employments generated. The fund utilization rate was 87 percent.



Completed San Julian-Tayak barangay road to Manila North Road connecting to agri-business industry-aquatic resources, vegetables, rice and nipa by-products at Siguiran, Abulug, Cagayan.

Table 2.16. DOT-DTI Convergence Program Accomplishment, FY 2021-2022, as of December 31, 2022

Year	Output indicator (km lane)	Completed	On-going	NYS	Allocation (PHP Million)	Fund Utilization %	Physical Accomplishment		
							Target %	Actual %	Slippage
FY 2021	171.63	80	0	0	1,296,023.00	87	100	100	0
FY 2022	16.13	54	13	0	849,252.00	87	96.97	92.58	-4.54
Total	187.76	134	13	0	2,145,275.00	70	98.80	97.06	-1.76

4.3. Camalaniugan Bridge Project

PROJECT PROFILE

Location	: Camalaniugan and West Aparri, Cagayan
Implementing Agency	: Department of Public Works and Highways
Project Cost	: PHP2.029 Billion (Total Contract Amount)
	: PHP805.526 Million (Releases FY 2019-FY 2022)
Allocation	PHP 350.00 Million (FY 2019)
	PHP 200.00 Million (FY 2020)
	PHP 148.00 Million (FY 2021)
	PHP 107.53 Million (FY 2022)
	PHP 500.00 Million (FY 2023)
	PHP 525.00 Million (FY 2024)
Implementation Period	: FY 2019-2024

IMPLEMENTATION STATUS

The Camalaniugan bridge project is a Design and Build Project under a Multi-year Contract Authority (MYCA) from 2019- 2024. This bridge project will cross the Cagayan River from Camalaniugan to the western side of Aparri and will serve as an alternate route to the Magapit Suspension bridge. The project was able to achieve a 100 percent accomplishment of their target from FY 2019 to 2022. It has also recorded a fund utilization of 96 percent.

The project is expected to be completed in 2024. As of December 31, 2022, the overall accomplishment was 43.21 percent

By the end of December 2022, the project was able to install 79 of the 80 bored piles for bridge approach, completed 49 of the 56 main bridge bored piles, 16 of the 23 piles caps, 1 of the 2 abutment pile caps and 16 of the 23 pier caps.

Table 2.17. Camalaniugan Bridge Project Financial and Physical Accomplishment, as of December 31, 2022

2022								
Year	Indicator	Financial Accomplishment (PHP Million)				Fund Utilization (%)	Physical Accomplishment	
		Allocation	Releases	Obligation	Disbursement		Target %	Actual %
FY 2019	Bridge: 1.581 Km Road: 0.586 Km	350,000.00	350,000.00	337,750.00	337,750.00	97	100	100
FY 2020		200,000.00	200,000.00	193,000.00	193,000.00	97	100	100
FY 2021		148,000.00	148,000.00	142,820.00	142,820.00	97	100	100
FY 2022		107,526.00	107,526.00	103,762.59	103,614.89	96	100	100
FY 2023		500,000.00	-	-	-	-	-	-
FY 2024		525,000.00	-	-	-	-	-	-
Total		1 830 526	805 526	777 332 59	777 184 89	96%	54 60	43 21



Photo Source: Engr. Mervelyn Centeno FB Page



Photo Source: Mayor Isidro Cabaddu FB Page

The craneway of the Camalaniugan Bridge before and after the occurrence of Typhoon Paeng

4.4. Amulung Bridge Project

PROJECT PROFILE

Location	: Amulung, Cagayan
Implementing Agency	: Department of Public Works and Highways
Project Cost	: PHP705.45 Million
	PHP 135.00 Million (FY 2020)
	PHP 210.45 Million (FY 2021)
	PHP 360.00 Million (FY 2022)
	PHP 420.00 Million (FY 2023)
Implementation Period	: FY 2020-2023

IMPLEMENTATION STATUS

By the end of December 2022, the overall actual physical accomplishment was 43.27 percent with 60 percent fund utilization.

Physical targets funded from FY 2020 to 2021 were reported completed by the DPWH. On the other hand,

the FY 2022 completed only 39.30 percent of its 95.81 percent target for the year. The delay was due to adverse weather condition and high-water elevation that resulted to unworkable site. A total of 72 employment were generated by the project.




Photo Source:
Amulung Information Management FB Page



Photo Source:
Amulung Information Management FB Page

On-going construction of superstructure of the Amulung Bridge and the opening of crane way crossing the river

Table 2.18. Amulung Bridge Project Financial and Physical Accomplishment, as of December 31, 2022

Year	Financial Accomplishment (PHP Million)				Fund Utilization (%)	Physical Accomplishment		
	Allocation	Releases	Obligation	Disbursement		Target %	Actual %	Slippage
FY 2020	135,000.00	135,000.00	125,104.05	125,104.05	93	100	100	0
FY 2021	210,445.00	210,445.00	203,079.42	160,165.52	76	100	100	0
FY 2022	360,000.00	360,000.00	347,299.31	136,498.50	38	95.81	39.30	-58.98
FY 2023	420,000.00	-	-	-	-	-	-	-
Total	1,125,445.00	705,445.00	675,482.80	421,768.07	60	61.34	43.27	-18.08

4.5. Bayombong-Solano By-pass Road

PROJECT PROFILE

Location	: Bayombong, Nueva Vizcaya
Implementing Agency	: Department of Public Works and Highways
Project Cost	: PHP539.44 Million
	: PHP 81.20 Million (FY 2018)
	: PHP129.50 Million (FY 2019)
	: PHP140.50 Million (FY 2020)
	: PHP133.24 Million (FY 2021)
	: PHP 55.00 Million (FY 2022)
Implementation Period	: FY 2018-2022

IMPLEMENTATION STATUS

By the end of December 2022, the Bayombong-Solano Bypass Road project was reported completed. The 24.808 lane kilometer road completed all its targets from 2018 to 2022. The financial performance reported an 81 percent

utilization rate. Also, 35 employments were generated from its FY 2022 implementation. The completion of the bypass road will contribute to the rural development and ease of access in the area.



Table 2.19. Bayombong-Solano By-pass Road Project Financial and Physical Accomplishment, as of December 31, 2022

Year	Indicators (lane km)	Financial Accomplishment (PHP Million)				Fund Utilization (%)	Physical Accomplishment	
		Allocation	Releases	Obligation	Disbursement		Target %	Actual %
FY 2018	18.400	81,200.00	81,200.00	51,120.92	51,120.92	63	100	100
FY 2019	6.410	129,500.00	129,500.00	124,967.50	124,967.50	97	100	100
FY 2020	10.896	140,500.00	140,500.00	113,951.42	113,951.42	81	100	100
FY 2021	10.448	133,241.00	133,241.00	127,099.26	127,099.26	95	100	100
FY 2022	3.464	55,000.00	54,175.00	52,974.94	21,830.62	40	100	100
Total	24.808	539,441.00	539,441.00	470,114.05	438,969.73	81%	100	100

4.6. Bambang By-pass Road

PROJECT PROFILE

Location	: Bambang, Nueva Vizcaya
Implementing Agency	: Department of Public Works and Highways
Project Cost	: PHP569.62 Million (Releases FY 2018 – FY 2022) PHP103.80 Million (FY 2018) PHP120.50 Million (FY 2019) PHP105.00 Million (FY 2020) PHP105.00 Million (FY 2021) PHP135.32 Million (FY 2022)
Implementation Period	: FY 2018-2024

IMPLEMENTATION STATUS

The overall physical and financial accomplishment for the Bambang bypass road by the end of December 2022 was 64.17 percent and 68 percent utilization rate, respectively.

As to per year accomplishment, the project completed its targets from 2018 to 2021. For the FY 2022, a performance of 58 percent was achieved. The project was however suspended since October 17, 2022 due to Right of Way issue.



Table 2.20. Bambang By-pass Road Project Financial and Physical Accomplishment, as of December 31, 2022

Year	Indicators (lane km)	Financial Accomplishment (PHP Million)				Fund Utilization (%)	Physical Accomplishment		
		Allocation	Releases	Obligation	Disbursement		Target %	Actual %	Slippage
FY 2018	1.6 (concreting) 6.8 (opening)	103,800.00	103,800.00	79,430.10	79,430.10	77	100	100	0
FY 2019	6.76	120,500.00	120,500.00	86,982.50	86,982.50	72	100	100	0
FY 2020	1.33	105,000.00	105,000.00	100,749.59	100,749.59	96	100	100	0
FY 2021	3	105,000.00	105,000.00	96,716.99	74,715.48	71	100	100	0
FY 2022	1.08	135,320.00	135,320.00	99,774.88	45,196.58	33	93.03	53.50	-42.49
Total	21.45	569,620.00	569,620.00	463,654.05	378,074.25	68%	70.94	64.17	-6.77

4.7. Naguilian Bridge Project

PROJECT PROFILE

Location : Naguilian, Isabela
 Implementing Agency : Department of Public Works and Highways
 Project Cost : PHP966.00 Million (Total Programmed Amount)
 PHP965.37 Million (Total Contract Amount)
 PHP101.00 Million (FY 2020)
 PHP285.00 Million (FY 2021)
 PHP100.00 Million (FY 2022)
 PHP480.00 Million (FY 2023 and beyond)

Implementation Period : FY 2020-2024

IMPLEMENTATION STATUS

The bridge is projected to have a total length of 687.80 linear meters parallel to the existing Naguilian bridge. The project is under the Multi-Year Contractual Authority (MYCA).

From 2020 to 2022, the overall accomplishment was reported at 53.70 percent. All targets for the three years were completed by the end of 2022. Fund utilization rate was reported at 94 percent.



Table 2.21. Naguilian Bridge Project Financial and Physical Accomplishment, as of December 31, 2022

Year	Indicators (lane km)	Financial Accomplishment (PHP Million)				Fund Utilization (%)	Physical Accomplishment		
		Allocation	Releases	Obligation	Disbursement		Target %	Actual %	Slippage
FY 2020	34.92	101,000.00	101,000.0	87,134.98	87,134.98	86	100	100	0
FY 2021	222.44	285,000.0	285,000.0	275,025.0	275,025.00	97	100	100	0
FY 2022	78.05	100,000.0	100,000.0	96,500.00	96,500.00	97	100	100	0
FY 2023 and beyond	352.39	-	-	-	-	-	-	-	-
Total	687.80	966,000.0	486,000.0	458,659.98	458,659.98	94%	69.82	53.70	-16.12

4.8. Santiago City Circumferential By-pass Road

PROJECT PROFILE

Location : Santiago City, Isabela
 Implementing Agency : Department of Public Works and Highways
 Project Cost : PHP1,917.009 Million (Total Programmed Amount)

PHP179.632 Million (FY 2015)
 PHP 40.158 Million (FY 2016)
 PHP 90.000 Million (FY 2019)
 PHP100.000 Million (FY 2020)
 PHP110.000 Million (FY 2021)
 PHP105.000 Million (FY 2022)
 PHP 1.182 Billion (FY 2023 and beyond)

Implementation Period : FY 2015-2024

IMPLEMENTATION STATUS

The Circumferential Bypass Road that consists of four segments: 1st segment is 4,433 km long including 4 bridges was completed in 2016 and its widening works started in 2019. A portion of the 4th segment is on-going with a total length of 4.30 kilometers. The project consists of road opening and concreting, construction of slope protection works, earthworks, drainage structures and other miscellaneous structures.

By the end of December 2022, the overall accomplishment of the project was 38.33 percent with 81 percent fund utilization. Targets from FY 2015 to FY 2022 were reported 100 percent completed. A total of 18.90 kilometers road section has been concreted from the 24.98 kilometers opened road. Fund allocation amounting to Php1.182 billion was allocated for FY 2023 and beyond for the opening of 26.11 kilometers and concreting of 51.37 lane kilometers remaining road section.



Table 2.22. Santiago City Circumferential Road Project Financial and Physical Accomplishment, as of December 31, 2022

Year	Indicators (lane km)	Financial Accomplishment (PHP Million)				Fund Utilization (%)	Physical Accomplishment		
		Allocation	Releases	Obligation	Disbursement		Target %	Actual %	Slippage
FY 2015	4.98	179,632.00	179,632.00	152,004.50	152,004.50	85	100	100	0
FY 2016	3.58	40,158.00	40,158.00	35,376.48	35,376.48	88	100	100	0
FY 2019	3.92 (widening)	90,000.00	90,000.00	68,050.83	68,050.83	76	100	100	0
FY 2020	10.34 (opening)	110,000.00	110,000.00	92,432.16	92,432.16	84	100	100	0
FY 2021	10.34	110,000.00	110,000.00	104,494.77	96,168.05	87	100	100	0

Year	Indicators (lane km)	Financial Accomplishment (PHP Million)				Fund Utilization (%)	Physical Accomplishment		
		Allocation	Releases	Obligation	Disbursement		Target %	Actual %	Slippage
FY 2022	6.08 (opening)	105,000.00	105,000.00	91,440.58	73,150.74	70	99.24	100	0.76
FY 2023 and beyond	26.11 (opening) 51.37 (concreting)	1,182,219.00	-	-	-	-	-	-	-
Total	70.270	1,917,009.00	734,790.00	633,299.02	606,682.46	81%	38.29	38.33	0.04

4.9. Tuguegarao West Diversion Road

PROJECT PROFILE

Location : Tuguegarao City, Cagayan
 Implementing Agency : Department of Public Works and Highways
 Project Cost : PHP2.576 Billion (Total Programmed Amount)

PHP115.00 Million (FY 2018)
 PHP 50.00 Million (FY 2018 - Augmentation)
 PHP110.00 Million (FY 2019)
 PHP150.00 Million (FY 2020)
 PHP110.00 Million (FY 2021)
 PHP 30.00 Million (FY 2021 - FLR)
 PHP240.00 Million (FY 2022)
 PHP 1.771 Billion (FY 2023 and beyond)

Implementation Period : FY 2018-2023.

IMPLEMENTATION STATUS

The project involves the construction of 4-lane, 13.4 meters carriageway concrete road with a total length of 8.6106 kilometers including RROW acquisition. The road starts from Barangay Carig and traversing four barangays – Linao, Atulayan, Bagay, and Buntun. It aims to improve the economic activities in the city through uninterrupted movement of essential goods and services. This will also reduce the traveling time of locals and other commuters. The road project also includes a sidewalk area and lanes for bikes and trees.

By the end of December 2022, the overall accomplishment was reported at 27.05 percent with a fund utilization rate of 69 percent. Target from FY 2018 to 2021 were reported 100 percent complete except for the 2021 GAA. Targets for FY 2022 are still on-going as presented in the table below. A total of 6.049 kilometers of the road section were opened. Additional fund amounting to Php1.77 Billion was requested for the completion of the remaining 6.67 lane kilometers.

Table 2.23. Tuguegarao West Diversion Road Project Financial and Physical Accomplishment, as of December 31, 2022

Year	Indicators (lane km)	Financial Accomplishment (PHP Million)				Fund Utilization (%)	Physical Accomplishment		
		Allocation	Releases	Obligation	Disbursement		Target %	Actual %	Slippage
FY 2018	1.07 (opening)	115,000.00	115,000.00	77,217.64	77,217.64	67	100	100	0
FY 2018 Augmentation	3.751 (opening)	50,000.00	50,000.00	41,097.46	36,857.83	74	100	100	0
FY 2019	0.955 (opening)	110,000.00	110,000.00	64,390.09	64,390.09	59	100	100	0

Year	Indicators (lane km)	Financial Accomplishment (PHP Million)				Fund Utilization (%)	Physical Accomplishment		
		Allocation	Releases	Obligation	Disbursement t		Target %	Actual %	Slippage
FY 2020	0.62	150,000.00	150,000.00	144,626.02	144,626.02	96	100	100	0
FY 2021	0.47	110,000.00	110,000.00	72,163.00	46,908.66	43	100	60.47	-35.53
FY 2021 FLR	0.273 (opening)	30,000.00	30,000.00	28,266.50	18,660.84	62	100	100	0
FY 2022	0.85	240,000.00	240,000.00	231,349.13	165,954.12	69	99.30	68.92	-30.38
FY 2023 and beyond	6.67	1,771,023.21	-	-	-	-	-	-	-
Total	8.61	2,576,023.21	805,000.00	659,503.90	554,615.22	69%	31.17	27.05	-4.12



RPMC 2 conducts field monitoring of the Tuguegarao West Diversion Road project

4.10. Tuguegarao-Solana Diversion Road

PROJECT PROFILE

Location	: Tuguegarao City and Solana, Cagayan
Implementing Agency	: Department of Public Works and Highways
Project Cost	: PHP4.388 Billion (Total Programmed Amount)
	PHP115.00 Million (FY 2018)
	PHP100.50 Million (FY 2019)
	PHP 60.00 Million (FY 2020)
	PHP 84.03 Million (FY 2022)
	PHP600.00 Million (FY 2023 - Proposed)
	PHP 3.428 Billion (FY 2024 and beyond)
Implementation Period	: FY 2018-2024 and beyond

IMPLEMENTATION STATUS

The project will reduce the travel time and help decongest traffic going to and out of Tuguegarao City. It involves the construction of 3.42-kilometer 4-lane road with a width of 3.35 per lane and construction of 2-lane permanent bridge with a length of 1,635 meters.

By the end of December 2022, the project completed all its target from FY 2018 to 2020. This involves the opening of 2.72 kilometers and concreting of 1.86 kilometers of road section. In FY 2022, 15 percent of the 16.47 percent was accomplished. The overall physical accomplishment was 6.56 percent with a fund utilization of 60 percent.



Table 2.24. Tuguegarao-Solana Diversion Road Project Financial and Physical Accomplishment, as of December 31, 2022

Year	Indicators	Financial Accomplishment (PHP Million)				Fund Utilization (%)	Physical Accomplishment		
		Allocation	Releases	Obligation	Disbursement		Target %	Actual %	Slippage
FY 2018	2.72 (opening)	115,000.00	115,000.00	50,639.18	50,639.18	44	100	100	0
FY 2019	0.63	100,500.00	100,500.00	96,130.93	96,130.93	96	100	100	0
FY 2020	1.23	60,000.00	60,000.00	56,891.40	56,891.40	95	100	100	0
FY 2022	0.79	84,030.00	84,030.00	59,290.00	11,066.30	13	16.47	15	-1.47
FY 2023 (proposed)	500 li. m. bridge	600,000.00	-	-	-	-	-	-	-
FY 2024 and beyond	1,135 lin. m. Bridge	3,428,991.00	-	-	-	-	-	-	-
	0.4 km road opening								
	0.77 road concreting								
Total	3.42 km road 1.635 km bridge	4,388,521.00	359,530.00	262,951.53	214,727.82	60%	6.59	6.56	-0.03

4.11. Itawes Bridge Project

PROJECT PROFILE

Location	: Tuao, Cagayan
Implementing Agency	: Department of Public Works and Highways
Project Cost	: PHP978.2 Million (Total Programmed Amount)
	PHP 120.00 Million (FY 2022)
	PHP 26.00 Million (FY 2023)
	PHP 832.20 Million (FY 2024 and beyond)
Implementation Period	: FY 2022-2024 and beyond

IMPLEMENTATION STATUS

The Itawes bridge has a total length of 586 linear meters with 3.66-meters carriageway and 1.5-meter sidewalk on both sides, crossing the Chico River. It will replace the current overflow bridge. By the end of

December 2022, the project accomplished 22.29 percent of its 48.5 percent target for 2022. It also reported a 14 percent fund utilization. The project will be implemented from 2022 to 2024.



Conceptual design of the Itawes bridge from DPWH RO2

Table 2.25. Itawes Bridge Project Financial and Physical Accomplishment, as of December 31, 2022

Year	Indicators	Financial Accomplishment (PHP Million)				Fund Utilization (%)	Physical Accomplishment		
		Allocation	Releases	Obligation	Disbursement		Target %	Actual %	Slippage
FY 2022	100 li. m.	120,000.00	120,000.00	114,955.45	17,196.30	14%	48.5	22.29	-26.21
FY 2023 (proposed)	21.67 li. m.	26,000.00	-	-	-	-	-	-	-
FY 2024 and beyond	464.33 lin. m. bridge 1.254 km road concreting	832,200.00	-	-	-	-	-	-	-
Total	586 lin. m. bridge 1.254 km road	978,200.00	120,000.00	114,955.45	17,196.30	14%	5.95	2.73	-3.22

4.12. Pinacanauan Bridge Project

PROJECT PROFILE

Location	: Tuguegarao City, Cagayan
Implementing Agency	: Department of Public Works and Highways
Project Cost	: PHP2.1 Billion (Total Programmed Amount)
	PHP 150.00 Million (FY 2022)
	PHP 300.00 Million (FY 2023)
	PHP 1.65 Billion (FY 2024 and beyond – <i>proposed for funding</i>)
Implementation Period	: FY 2022-2024 and beyond

IMPLEMENTATION STATUS

The project involves the construction of four-lane road with a total length of 1.38 kilometers and an all-weather bridge with a total length of 532.3 lineal meters. The project commenced in late 2022 and has completed 28.85 percent of its 41.66 percent target for FY 2022. A 27 percent fund utilization was

achieved. The delays were caused by unfavorable weather condition that resulted to unworkable site. The project once completed will provide safer access to motorists to and from Tuguegarao City as the current overflow bridge is impassable during the swelling of Pinacanauan river.

Table 2.26. Pinacanauan Bridge Project Financial and Physical Accomplishment, as of December 31, 2022

Year	Indicators	Financial Accomplishment (PHP Million)				Fund Utilization (%)	Physical Accomplishment		
		Allocation	Releases	Obligation	Disbursement		Target %	Actual %	Slippage
FY 2022	93.59 lin. m.	150,000	150,000	141,824	40,677.61	27%	41.66	28.85	-12.81
FY 2023	194.94 lin. m.	300,000	-	-	-	-	-	-	-
FY 2024 and beyond	1243.73 lin. m. Bridge	3,428,991	-	-	-	-	-	-	-
	532.3 lin. m. bridge (parallel)								
	1.38 road concreti ng								
Total	532.30 lin.m bridge 1.38 km road	2,100,000	150,000	141,823.94	40,677.61	27%	2.98	2.06	-0.92

4.13. Siffu Bridge Project

PROJECT PROFILE

Location	: Roxas, Isabela
Implementing Agency	: Department of Public Works and Highways
Project Cost	: PHP590.00 Million (Total Programmed Amount)
	PHP 100.00 Million (FY 2019)
	PHP 110.00 Million (FY 2020)
	PHP 50.00 Million (FY 2021)
	PHP 130.00 Million (FY 2022)
	PHP 200.00 Million (FY 2023)

Implementation Period : FY 2019-2023 and beyond

IMPLEMENTATION STATUS

The bridge is funded under Multi-Year Contractual Authority (MYCA) from FY 2019 to FY 2023. It is a 4-lane bridge with a length of 331.15 linear meters with approaches of 373.39 meters. By the end of December 31, 2022, Siffu Bridge project achieved an

overall physical accomplishment of 75.66 percent. Targets from 2019 to 2022 has been 100 percent completed. It is expected to be completed in 2023. The fund utilization reported was 97 percent.



Table 2.27. Siffu Bridge Project Financial and Physical Accomplishment, as of December 31, 2022

Year	Indicators	Financial Accomplishment (PHP Million)				Fund Utilization (%)	Physical Accomplishment		
		Allocation	Releases	Obligation	Disbursement		Target %	Actual %	Slippage
FY 2019	37.59 lin.m	100,000.00	100,000.00	96,500.00	96,500.00	97	100	100	0
FY 2020	68.92 lin.m	110,000.00	110,000.00	106,150.00	106,150.00	97	100	100	0
FY 2021	31.33 lin.m	50,000.00	50,000.00	48,250.00	48,250.00	97	100	100	0
FY 2022	81.45 lin.m	130,000.00	130,000.00	125,450.00	125,450.00	97	100	100	0
FY 2023	111.86 lin.m bridge 0.37 km road concreting	200,000.00	-	-	-	-	-	-	-
Total	333.15 lin.m bridge 0.37 km road	590,000.00	390,000.00	376,350.00	376,350.00	97%	68.65	75.66	7.1

OBSERVATIONS

1. Delays of project implementation due to unworkable weather conditions and high-water level in river systems.
2. Issues on RROWs in some projects areas such as difficulty in securing documentary requirements also resulted to delays.

RECOMMENDATIONS

1. Implement a catch-up plan and project time extension.
2. Facilitate the processing of documents for the payment of RROW claims. In cases wherein

claimants fail to submit documents, strictly follow provisions of RA 10752 and its IRR.

3. Secure permit to enter in properties affected by the projects while the processing of payments is being processed.
4. Frequent conduct of monitoring to ensure project implementation according to scheduled timeline.
5. Whenever necessary, for DPWH to regularly report project implementation issues and concerns to the RPMC for the conduct of problem-solving sessions to facilitate project implementation.

4.14. Cagayan Special Economic Zone and Freeport Development Projects

PROJECT PROFILE

Location	: Santa Ana, Cagayan
Implementing Agency	: Cagayan Economic Zone Authority
Project Cost	: PHP2.07 Billion

1. Port Irene Development	1,104.08 Million
<i>Warehouse Component</i>	<i>301.24</i>
<i>Retrofitting and Rehabilitation Works</i>	<i>400.00</i>
<i>Additional Road and Bridge Construction</i>	<i>35.00</i>
<i>Development of Port Irene Facilities</i>	<i>139.00</i>
<i>Dredging and Reclamation Project, Phase 1</i>	<i>228.84</i>
2. CEZA Corporate Center	120.00 Million
3. CEZA Driving Range and Three-Hole Golf Course	74.00 Million
4. CEZA Site Development Works	175.00 Million
5. CEZA Palarca Road	10.76 Million
6. CEZA Distribution Lines and Street lights	11.20 Million
7. CEZA Sanitary Landfill	17.00 Million
8. CEZA Re-Construction of Port San Vicente	155.00 Million
9. CEZA Construction of Seawall	100.00 Million
10. CEZA Commercial Center	300.00 Million

Implementation Period : CY 2019 - 2023

IMPLEMENTATION STATUS

The PHP 1.104 billion re-development project of the Port Irene recorded an over-all physical accomplishment of 92.25 percent, behind from the 98.88 percent target. Four of the six components are completed while two other ongoing components were experiencing delays brought about by COVID-19, as shown in the Table 2.28. As the year ended, CEZA

completed the construction of its warehouses and facilities, in addition to the additional roads and bridges that was completed in the 1st quarter of 2021. The retrofitting and rehabilitation works is nearing completion while the phase 1 of the dredging and reclamation project fell short of its target by 37.64.

Table 2.28. Status of CSEZFP Development Projects, as of December 31, 2022

Projects	Physical Accomplishment		
	Target (%)	Actual (%)	Slippage
1. Port Irene Development	98.88	92.25	-6.63
<i>Warehouse Component (4 units)</i>	100.00	100.00	0.00
<i>Warehouse Component (8 units)</i>	100.00	100.00	0.00
<i>Retrofitting and Rehabilitation Works</i>	100.00	98.91	-1.09
<i>Additional Road and Bridges Construction</i>	100.00	100.00	0.00
<i>Development of Port Irene Facilities</i>	100.00	100.00	0.00
<i>Dredging and Reclamation Project, Phase 1</i>	93.32	55.68	-37.64
2. CEZA Corporate Center	100.00	100.00	0.00
3. CEZA Driving Range and Three-Hole Golf Course	100.00	97.88	-2.12
4. CEZA Site Development Works	100.00	100.00	0.00
5. CEZA Palarca Road	100.00	100.00	0.00
6. CEZA Distribution Lines and Streetlights	66.67	70.17	3.50
7. CEZA Sanitary Landfill	100.00	100.00	0.00
8. CEZA Re-Construction of Port San Vicente	100.00	100.00	0.00
9. CEZA Construction of Seawall	100.00	100.00	0.00
10. CEZA Commercial Center	100.00	100.00	0.00

Source: CEZA RPMES Report

Towards the end of the year, CEZA was able to complete the construction of corporate center, 3-hectare site development works, and the road gravelling project of the Palarca Road leading to major parts of the Zone. This is in addition to the completed projects visited by the Regional Project Monitoring Committee (RPMC) in May 2022 namely, the construction of CEZA commercial center, CEZA seawall, reconstruction of San Vicente causeway & wharf, and construction of a 2-hectare sanitary landfill facility. During the project visit, these projects were found to be in accordance with the status as reported using the prescribed RPMES template. The summary

of observations and findings as well as the recommendations of the RPMC were provided to CEZA for appropriate action.

The golf course and driving range project, which is expected to promote tourism and sports development, is nearing completion while the 7.2-kilometer distribution lines with street light installation project recorded a 70 percent completion rate, surpassing its target by 3.50. The remaining projects are expected to be completed within the first quarter of 2023.



The RPMC Team during its visit to CEZA projects



CEZA Driving Range and Three-Hole Golf Course

Despite relaxed pandemic restrictions, CEZA reported that construction activities were delayed due to the retention of imposition of COVID-19 work protocols in the construction sites, community quarantine which restricted the movement of goods

and services as well as the inclement weather experienced in the area. For the delayed projects, CEZA approved the contractor's request for extension in implementation period.

OBSERVATIONS

1. COVID-19 protocols with various levels of quarantines and prevalence of natural hazards contributed to the delay in the implementation of CSEZFP development projects.
2. CEZA was able to complete most of the ongoing projects visited by the RPMC towards the end of the year. CEZA targets to complete the remaining projects until the early part of 2023.

RECOMMENDATIONS

1. Prevent the disruption of mobility during natural hazards through frequent monitoring.
2. DPWH DO 193 series of 2016 should be observed in the execution of delayed projects in accordance with the revised IRR of RA 9184 that is, for negative 15 slippages, the contract should be subjected to termination.
3. Sustain the strong linkage and coordination between CEZA and RPMC to facilitate project completion

Port Irene Re-development Projects



Photo credits: CEZA

4.15. Health Facility Enhancement Program

PROJECT PROFILE

Location	: Regionwide
Implementing Agency	: Department of Health
Project Cost	: PHP 1.100 Billion

PHP 593.474 Million (HFEP 2018)
PHP125.580 Million (HFEP 2019)
PHP 98.650 Million (HFEP 2020)
PHP 5.000 Million (HFEP 2021)
PHP278.100 Million (HFEP 2022)

Implementing Period : CY 2018-2022

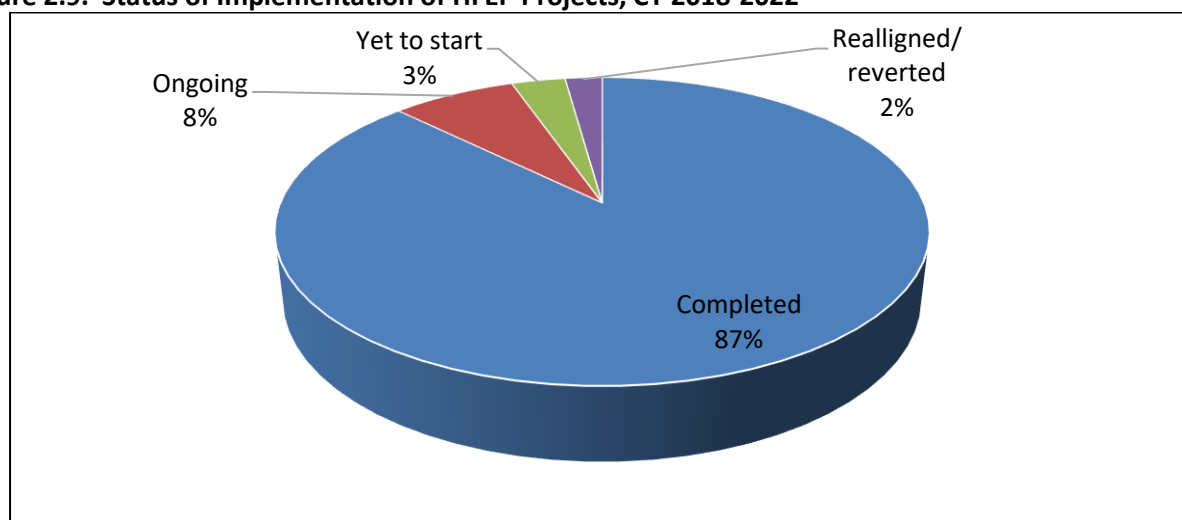
IMPLEMENTATION STATUS

As of December 31, 2022, a total of 358 projects were completed which is 87 percent of the projects funded from 2018 to 2022. There are 43 ongoing projects and 39 of which are recently funded. Eleven projects are yet to start in Batanes (FY 2021 and 2022).

For the fund allocation per project component, about 44 percent of the total project costs were allocated for upgrading, repair, rehabilitation, or improvement of hospitals and other related facilities amounting to PHP486.460 million. It is followed by the construction, repair, renovation, or rehabilitation of Barangay

Health Stations (BHS) with a total allocation of PHP218.579million or 20 percent of the total costs, and 19 percent is allocated for the establishment, repair, or improvement of the Rural Health Units (RHU) and its related or complement facilities. Aside from these, other public health facilities which include birthing centers and child care units, health centers and offices, and blood centers, were allotted a total allocation of PPHP184.000 million which is 17 percent of the total HFEP funds (FY 2018-2022). With this, a total of 410 projects are currently under the program.

Figure 2.9. Status of Implementation of HFEP Projects, CY 2018-2022



Source: DOH RO2 4th Quarter 2022 RPMES Report

In 2022, there are 16 Super Health Centers funded. These can provide all the basic health needs including specialized health services at the local level. The facility is an improved version of an RHU with a pharmacy and lab area as required by primary care facilities for Philhealth accreditation. It is a more advanced variety of an RHU. It is a new model of UHC Super Health Centre with services such as the

following: a) polyclinic-like with lab facilities, pharmacy, birthing, and minor services, b) Out-Patient Department (OPD) and Dental Services, c) Comprehensive Philhealth OPD-Konsulta Package Condition, and d) Human resource complement is sourced from RHUs. Table 2.29 shows the site for Super Health Centers and allotted funds.

Table 2.29. Super Health Centers in Region 02, FY 2022, as of December 31, 2022

Location	Fund Allocation (PHP Million)	Physical Status
Basco, Batanes	10.00	Procurement activities ongoing
Mahatao, Batanes	6.50	Procurement activities ongoing
Buguey, Cagayan	10.00	56% actual accomplishment
Peñablanca, Cagayan	6.50	30% actual accomplishment
Sta. Praxedes, Cagayan	6.50	50% actual accomplishment
Sta. Teresita, Cagayan	6.50	30% actual accomplishment
Cabatuan, Isabela	11.50	25% actual accomplishment
Mallig, Isabela	6.50	80% actual accomplishment
Naguillian, Isabela	(6.5M+5.0M) = 11.50	65% cumulative accomplishment
San Agustin, Isabela	6.50	15% actual accomplishment
San Isidro, Isabela	(6.5M+5.0M) = 11.50	45% cumulative accomplishment
San Mateo, Isabela	11.50	Procurement activities ongoing
Sto. Tomas, Isabela	(6.5M+5.0M) = 11.50	54 % cumulative accomplishment
Kayapa, Nueva Vizcaya	(6.5M+3.0M) = 9.50	72% cumulative accomplishment
Villaverde, Nueva Vizcaya	(6.5M+5.0M) = 11.50	40% cumulative accomplishment
Saguday, Quirino	(6.5M+3.0M) = 9.50	70% cumulative accomplishment

Source: DOH RO2 4th Quarter 2022 RPMES Report

Super Health Centers are classified into DOH-PROTOTYPE consisting of the small, medium, and large models with a corresponding allocation of 6.5 million, 11.5 million & 15 million, respectively. Based on the approved 2022 General Appropriations Act (GAA), some of the recipient Local Government Units (LGU) were allotted 6.5 million for the infrastructure and 5 million intended for the equipping of the facility. However, there are some LGUs upon inspection/evaluation of the existing Rural Health Unit (RHU) buildings that need to adopt a medium model which generally needs a bigger funding requirement. Hence, those that are initially given 6.5M need to follow the medium model to complement the DOH-Licensure Standards of an upgraded Primary Care Facility (PCF). Therefore, in order to complete a

standard medium model as needed by the recipient, fund modification from “equipping to Infrastructure” was requested and was endorsed by the Cagayan Valley Center for Health Development (CVCHD) to the HFEP Management Office and consequently approved by the Health Secretary. Funding for the equipping of these soon-to-be-completed projects will be included in the 2024 HFEP project proposal amounting to five million pesos.

As noted, all projects in 2018 and 2019 were already completed. A project in 2020 is still ongoing – The construction of Panatayan BHS. The project status will be updated by the MLGU Mahatao on its actual physical accomplishment. The tables show the status of HFEP facilities in Region 02.

Table 2.30. Status of HFEP projects, 2018-2022

HFEP Funding Year	No. of Projects		Total	Reverted/ Realigned
	Completed	Ongoing		
2018	170	0	177	7
2019	78	0	79	1
2020	93	1	95	1
2021	1	3	4	0
2022	16	39	55	0
Total	358	43	410	9

Source: DOH RO2 4th Quarter 2022 RPMES Report

The HFEP hosts 73 projects for upgrading hospital facilities, 93 projects for RHUs and complementary units, 267 projects for the construction and improvement of BHS, and 30 projects for the construction and development of other public health facilities. As noted, Isabela has the greatest number

of HFEP projects with nine projects that are still ongoing.

The succeeding tables show the number of health facilities funded from 2018 to 2022 and the status of health facilities per province.

Table 2.31. Number of projects, per health facilities assisted, 2018-2022

Funding Year	No. of Projects				Total	Reverted/ Realigned
	Hospitals	RHU	BHS	Other Facilities*		
2018	26	52	84	8	177	7
2019	5	4	69	0	79	1
2020	15	10	64	5	95	1
2021	0	4	0	0	4	0
2022	4	15	19	17	55	0
Total	50	85	236	30	410	9

*include Super Health Clinic, blood center, birthing center, health office/ center, medical center, and Basic Emergency Obstetrics and Newborn Care

Table 2.32. Number of projects implemented, per province

Province	Status of HFEP Projects			Total
	Completed	Ongoing	Reverted/ Realigned	
Batanes	11	14	3	28
Cagayan	101	12	3	116
Isabela	162	9	1	172
Qurino	17	3	1	21
Nueva Vizcaya	67	5	1	73
Total	358	43	9	433

Source: DOH RO2 4th Quarter 2022 RPMES Report

HFEP Projects for FY 2018-2022



Construction of Mallig Super Health Center



Construction of Naguillian Super Health Center



Construction of Sto. Tomas Super Health Center



Construction of Cabatuan Super Health Center



Completion of GFNDSMH Medical Arts Building



Construction of Kayapa Super Health Center



Construction of Bayombong RHU



Construction of Ramos West BHS

Photo credits: DOH R02

Activities undertaken by DOH RO2 for the implementation of HFEP projects



Identification and verification of proposed lot for the construction of health facility together with LCEs and MHOs



Pre-Construction Meeting with the project end user and project contractor to discuss and address early issues



Conduct of Regular Monitoring to ensure the highest standard of quality in project implementation



Inauguration of a completed project undertaken by LGU together with representatives of the DOH RO2



Preconstruction meeting with stakeholders

Photo credits: DOH RO2

OBSERVATIONS

1. All projects funded from 2017 to 2019 were completed while projects from 2020 and 2021 are nearing completion. In 2022, additional 55 projects were funded and 39 of which are ongoing, including most of the Super Health Centers.
2. In 2021, an allocation amounting to PHP5 million was used to construct/improve/repair four RHUs in Batanes and additional projects were implemented in the province for 2022. Due to the slow pace of project implementation, 10 more projects in the province have yet to start. Other projects under the procurement stage include the PHP50 million-worth project allotment for Nueva Vizcaya Provincial Hospital and the PHP3 million-worth project for the development of RHU Aglipay.
3. Several activities were undertaken by the DOH RO2 such as the provision of technical assistance in the preparation of detailed engineering and architectural plans and program of works, the conduct of meetings/pre-construction meetings for the implementation of projects, and the conduct of regular monitoring and joint inspection with end users to ascertain project completion.

RECOMMENDATIONS

1. DOH to continuously monitor the implementation of both completed and ongoing projects, and those that are yet to start, to ensure timely accomplishment and delivery of services. Close coordination with the LGUs on the procurement and delivery of materials will be pursued.
2. DOH to encourage LGUs to adopt strategies and best practices in monitoring these local projects. Also, the concerned contractors should prepare and agree on a catch-up plan for projects that could fall behind schedule.
3. DOH to directly assist in the management/implementation of procurement activities by conducting the actual bidding in Batanes thereby inviting not only the local contractors but also outside contractors interested in the undertaking.

5. Rehabilitation and Recovery Projects

PROJECT PROFILE

Location	: Regionwide
Monitoring Agency	: Office of Civil Defense
Implementing Agencies	: Department of Public Works and Highways, Isabela State University, Cagayan State University and Local Government Units
Project Cost	: PHP852.20 Million (<i>Regular NDRRM Fund</i>) : PHP401.63 Million (<i>Financial Assistance to LGUs charged against NDRRM Fund</i>)
Implementation Period	: CY 2018-2022

IMPLEMENTATION STATUS

The rehabilitation and recovery projects monitored by the Office of the Civil Defense for CY 2018-2022 are intended for infrastructures and livelihoods affected by Typhoon Ompong and Rosita in 2018, Typhoon Quiel, Ramon, Sarah, and Tisoy in 2019, and Typhoon Quinta, Rolly and Ulysses in 2020.

A total of 166 projects were programmed for implementation and charged against the National

Disaster Risk Reduction and Management Fund (NDRRMF), of which 158 projects (95%) were completed, one project (1%) is ongoing, five projects (3%) were not implemented, and 2 projects have been canceled.

Table 2.33 shows the physical status of projects per province and per implementing agency.

Table 2.33. Summary of Physical Accomplishment, by Disaster and Province/Agency, CY 2018-2020

DRRM Projects	Completed	Physical Status		Total
		Ongoing	Terminated	
Typhoon Ompong 2018	119	1	6	126
Cagayan	19	0	0	19
Isabela	27	0	0	27
CSU	73	1	6	80
Typhoon Rosita 2018	35	0	1	36
Cagayan	2	0	0	2
Isabela	7	0	1	8
ISU	23	0	0	23
Quirino	3	0	0	3
Typhoon Quiel, Ramon & Tisoy and Tropical Storm Sarah (2019)	3	0	0	3
Cagayan	1	0	0	1
Isabela	2	0	0	2
TY QRU (2021)	1	0	0	1
Nueva Vizcaya	1	0	0	1

Table 2.34. Summary of Financial Assistance to Local Government Units charged against NDRRM Fund

PROVINCE	AMOUNT (PHP)	LIQUIDATED (PHP)	UNLIQUIDATED (PHP)
BATANES	397,574.00	-	397,574.00
CAGAYAN	204,580,512.00	162,455,762.98	49,145,770.57
ISABELA	123,281,496.00	97,798,428.44	25,153,631.56
NUEVA VIZCAYA	28,257,494.00	25,286,060.01	2,971,433.99
QUIRINO	42,525,937.00	42,525,805.00	132.00

Source: OCD RO2 4th Quarter RPMES Report

On-going rehabilitation of the CMS-New Building project is being implemented by Cagayan State University under the funds for Typhoon Ompong. The project with an overall physical accomplishment

of 90 percent and has a pending supply of laboratory tables and cabinets. Other accomplishments of the recovery and rehabilitation projects are shown below.

Rehabilitation Projects in Region 2



Financial Assistance-Construction of Evacuation Center, San Antonio, Lal-lo, Cagayan



Rehabilitation of Municipality Gymnasium of Centro, Buguey, Cagayan



Repair Maintenance of Slope Protection along Daang Maharlika K0437+220-K0437+280, Cabagan, Isabela



Repair/Maintenance of Sicalao Flood Control at Sicalao, Lasam, Cagayan

OBSERVATIONS

1. The projects in CSU-Andrews Campus were not implemented due to unobligated funds caused during the onset of the COVID-19 pandemic.
2. The program implementation is nearing completion with only one (1) ongoing project, under Typhoon Ompong (2018).

RECOMMENDATION

1. The OCD should continuously monitor and facilitate the implementation and timely completion of rehabilitation projects and utilization of the financial assistance to LGUs charged against the NDRRM fund.

6. Peace, Security, and Development

6.1. Payapa at Masaganang Pamayanan

PROJECT PROFILE

Location	: San Mariano, Isabela
Implementing Agency	: Philippine Health Insurance Corporation
Project Cost	: PHP295,200.00
Implementation Period	: 2022

IMPLEMENTATION STATUS

As of the second semester, the PHIC renewed the health insurance coverage of 123 beneficiaries for the period January 1, 2022 to December 31, 2022. A total allocation of PHP295,200.00 was released and disbursed to cover the enrolment of former rebel

beneficiaries under the PAYapa at Masaganang PamayaNAn (PAMANA) program, of which 112 are males and 11 are females. No beneficiaries avail of the health services as of the second semester of 2022.

OBSERVATION

There was a significant increase in the number of beneficiaries endorsed to PHIC from 14 FRs in 2019 to 123 FR beneficiaries in 2022 which is an indication of the successful implementation and effectiveness of the program.

RECOMMENDATION

The PHIC should continue to make representation with the Office of the Presidential Adviser on the Peace Process (OPAPP) for the possible inclusion of eligible PAMANA beneficiaries from other areas in the Region.

6.2. Enhanced Comprehensive Local Integration Program

PROJECT PROFILE

Locations	: Cagayan, Isabela, Nueva Vizcaya and Quirino
Implementing Agency	: Department of the Interior and Local Government
Project Cost	: PHP3.75 million (May to October 2021) and PHP7.23 million (January to September 2022) for Package of Financial Assistance to Former Rebels
Implementation Period	: Started in 2018 (continuing)

IMPLEMENTATION STATUS

Construction of Halfway Houses

The province of Nueva Vizcaya submitted its letter of intent to the DILG-National Barangay Operations Office for the construction of halfway house.

Package of Financial Assistance to Former Rebels

Requested fund from May 2021 to October 2021 and downloaded in 2022

A total of PHP3.75 million package of financial assistance (PFA) was awarded to 43 former rebel

beneficiaries (27 NPAS and 16 Militia ng Bayan) in Cagayan, Isabela, Nueva Vizcaya and Quirino; and reward for surrendering three firearms.

Requested and downloaded fund for the period January to September 2022

During the period, a total of PHP7.23 million fund was requested and subsequently downloaded to provide PFA to 76 former rebels comprising 44 NPAs, 32 Militia ng Bayan and rewards for 30 surrendered firearms. The beneficiaries are located in the provinces of Isabela and Nueva Vizcaya.

The released fund of PHP10.98 million represents a 91.05 percent fund utilization rate. The DILG is waiting for the release of the SARO for the PHP1.08 million requested fund for the 27 former rebels (eight NPAs and 19 Militia ng Bayan) from the provinces of Isabela, Quirino and Nueva Vizcaya, including the assistance for the surrendered four firearms.

Funding requests for the provision of immediate assistance, and livelihood assistance remunerations were submitted for fund allocation to DILG National Barangay Operations Office through ECLIP-IS for 27 FRs amounting to PHP1.08 million

OBSERVATION

Provision of a package of financial assistance to former rebels (FRs) for their livelihood is seen to be essential in helping them reintegrate and mainstream them back to the fold of the government. Integration and business plans were prepared by the Provincial Social Welfare Development Office (PSWDO) as basis in the implementation and monitoring of the

packages of financial assistance that were provided to the FRs.

RECOMMENDATION

DILG to constantly follow up the immediate release of funds to ensure on-time delivery of packages of assistance to the beneficiaries. The PSWDO may tap the services of other agencies such as TESDA, DTI, DA, DOST, SUCs, etc. to sustain the mechanism in the implementation of the livelihood program for FRs.

Provincial Governments' Major Program and Projects

III

2022



BOUNTIFUL CAGAYAN VALLEY REGION

I. Provincial Governments' Major Programs and Projects

At the sub-regional level, 215 major programs and projects are being implemented to push the development agenda of the Provincial Local Government Units of Batanes, Cagayan, Isabela and Nueva Vizcaya. These include projects in improving connectivity, flood mitigation projects that will protect public structures, and other multipurpose facilities that can support the government's provision of social services, facilitate access to better services and at the same time help generate economic growth. These projects have a total allocation of PHP5.58 billion either funded nationally or locally from the province's funds, revenues and borrowings from domestic sources.

The discussion that follows show the details of the status of projects implemented by each province and

likewise highlights the implementation delays, observations and recommendations to address these challenges.

As the year ended, a total of 112 infrastructure projects (or 52%) were completed, 93 (or 43%) are ongoing while three (or 2%) are not-yet-started (NYS) and still in the procurement stage. Seven projects (or 3%) were reported as either suspended or terminated, as shown in the table below.

For the province of Quirino, it is currently implementing the Quirino Integrated Rural Development Project-Phase 2 funded by ODA-KOICA with funding counterpart of the province. It has a total project cost amounting to PHP479.41Million (or US\$ 9.5 Million).

Table 3.1. Status of Projects, by Province, as of December 31, 2022

Province	Allocation (PHP Million)	No. of Projects					Fund Source
		Completed	Ongoing	Suspended/ Terminated	NYS	Total	
Cagayan	868.39	67	9	0	0	76	AIP, GO-MOOE, NTF-ELCAC, DRRAP, LDRRM, IPHO, HFEP, Supplemental Budget, SEF, and Special Development Fund.
Batanes	1,182.09	19	54	2	2	77	HFEP, World Bank, Bayanihan II, GAA 2021/22
Isabela	2,123.70	6	20	5	0	31	DBP Loan, 20% DF, Capital Outlay, AIP 2020, SEF, Tobacco Excise Tax
Nueva Vizcaya	1,407.70	20	10	0	1	31	20% DF, DA-NVAT, DRRM, LBP Loan
TOTAL	PHP5,581.88	112	93	7	3	215	

1. Provincial Government of Batanes

As of December 31, 2022, the province reported 77 projects with a total allocation of PHP1.18 billion implemented by the Batanes General Hospital (8) and DPWH-Batanes District Engineering Office (69).

Despite various implementation challenges, 19 projects (or 25%) were completed and 54 (or 70%) are on-going and in various stages of implementation while two projects (or 3%) have not started. Two projects were reported as either suspended or terminated, as summarized in the Table 3.2.

Table 3.2. Status of Projects in Batanes, by Implementing Agency, as of December 31, 2022


Implementing Agency	Fund Source	Allocation (PHP Million)	No of Projects				
			Completed	Ongoing	Suspended/ Terminated	NYS	Total
Batanes General Hospital	HFEP, World Bank, Bayanihan II	95.20	2	4	0	2	8
DPWH-Batanes District Engineering Office	GAA 2021/2022	1,086.89	17	50	2"	0	69
TOTAL		PHP1,182.09	19	54	2	2	77
Million							

*-1 terminated, 1 suspended

1.1. Batanes General Hospital

The province reported eight projects for the modernization and upgrading of the Batanes General Hospital (BGH) and its facilities. These projects, with a total allocation of PHP95.20 million, are funded either under the Health Facilities Enhancement Program (HFEP), World Bank, and Bayanihan II. Two of the programmed projects were completed, four are on-going, while two are not-yet-started (NYS) awaiting the release of funds for its implementation.

The improvement of BGH buildings and its facilities was completed in 2021 including the testing and commissioning of the pipe-in of oxygen generating plant. During the year, the upgrading of hospital's electrical system and construction of the molecular laboratory are substantially complete while completion of punch lists is ongoing.



The upgrading of the BGH's electrical system was completed during the year. This will help address the increasing power demand of hospital facilities.

Photo credits: Provincial Government of Batanes

Other ongoing projects include expansion of the operating and delivery rooms, rehabilitation of the emergency rooms and OPD frontline services, and improvement of medical wards.

The upgrading of the isolation room to a 4-bed capacity and construction of additional facilities such

as warehouse, motor pool and dormitory is yet to start due to failed biddings and delayed approval on the HFEP fund utilization, respectively. Rebidding activities are on-going as the year ended. These projects, once completed, will enhance healthcare support services of the province.

Batanes General Hospital's Molecular Laboratory




Photo credits: Provincial Government of Batanes

1.2. DPWH – Batanes District Engineering Office

Of the 67 projects implemented by the DPWH-Batanes District Engineering Office, 16 projects were completed during the year to include local road improvements, construction of access roads leading to ports and tourism destinations, construction of flood mitigation projects, and other multi-purpose facilities. The 49 on-going projects are in various stages of completion while two were either suspended or terminated. The construction of multi-

purpose building for DPWH engineers in Itbayat has been suspended due to revision of plans and design to suit actual field condition.

In Basco, the project on the construction of Kayvaluganan multipurpose building was terminated due to the disapproval of the Civil Aviation Authority of the Philippines – Central Office citing that the location is within the "no build zone".



These on-going projects, located in Ivatan (left) and Basco (right), are nearing completion and ahead of its target accomplishments as the year ended.

Photo credits: Provincial Government of Batanes

Fifteen projects incurred more than 10 negative slippage points with various reasons for delay, as shown in Table 3.3. These projects have a total allocation of PHP216.50 million. The delays in the implementation of project were due to weather disturbances, site inaccessibility, poor contractor performance, late issuance of DENR permit to cut trees, and revision of plans and design to suit actual field condition.

Table 3.3. Delayed Projects in Batanes (>10 negative slippage points), as of December 31, 2022

Project Title		Location	Allocation (PHP Million)	Physical Accomplishment			Reason for Delay
				Target (%)	Actual (%)	Slippage	
DPWH-Batanes District Engineering Office							
1	Construction of San Vicente-Savidug-Chavayan-Sumnanga-Nakanmuan Road, Package 2	Sabtang	8.00	92.88	47.10	-45.78	inclement weather
2	Construction of San Vicente-Savidug-Chavayan-Sumnanga-Nakanmuan Road, Package 3	Sabtang	10.00	51.99	35.00	-16.99	inclement weather
3	Construction of San Vicente-Savidug-Chavayan-Sumnanga-Nakanmuan Road, Package 4	Sabtang	20.00	86.98	71.86	-15.12	inaccessible project site (Ongoing construction works at Package 2
4	Construction of San Vicente-Savidug-Chavayan-Sumnanga-Nakanmuan Road, Package 5	Sabtang	20.00	88.19	65.80	-22.39	inaccessible project site (Ongoing construction works at Package 1 & 3
5	Sealing/Paving of Shoulder along Mayan-Pagananaman Port Road	Itbayat	39.27	97.68	80.16	-17.52	inclement weather
6	Construction of Basco-Contracosta Diversion Road	Basco	2.20	100.00	65.45	-34.55	inclement weather
7	Construction/Improvement of Access Roads Leading to Mauyen Port	Itbayat	25.00	44.11	15.01	-29.10	inclement weather
8	Construction/Improvement of Access Roads Leading to Valugan Boulder Beach	Basco	38.53	90.93	76.38	-14.55	slow performance of the contractor.
9	Construction of Water Supply System (Phase I), (Mayaxem Spring), Barangay Sta. Maria	Itbayat	10.00	85.26	42.16	-43.10	inclement weather.
10	Construction of Multi-Purpose Building, Combined Field Office, Storage and Living Quarters for the Engineer	Itbayat	5.00	100.00	56.21	-43.79	suspended due to revision of plans and design to suit actual field condition
11	Construction of Multi-Purpose Building (Municipal Building) Phase IV	Mahatao	10.00	94.63	84.50	-10.13	(no data)
12	Rehabilitation (Completion) of Sayed-Tunga Road	Ivana	2.00	100.00	35.68	-64.32	inclement weather.
13	Construction of Road at Turon-Sahakop Road, Barangay San Vicente	Ivana	6.00	100.00	60.75	-39.25	late issuance of DENR permit to cut trees

Project Title		Location	Allocation (PHP Million)	Physical Accomplishment			Reason for Delay
				Target (%)	Actual (%)	Slippage	
14	Construction of Flood Control Savang-Aksung, Barangay Nakanmuan	Sabtang	10.00	96.77	85.63	-11.14	late issuance of DENR permit to cut trees
15	Construction of Water System, (Mayaxem Spring-Phase II), Barangay Sta. Maria	Itbayat	10.50	85.26	52.39	-32.87	revision of plans and design to suit actual field condition.
TOTAL		PHP 216.50 Million					

Source: Provincial Government of Batanes



Construction of water works system project at 52.39% accomplishment rate as the year ended.

Photo credits: Provincial Government of Batanes

In addition, the continued restriction in movement brought by the COVID-19 pandemic results in scarcity of labor and difficulty in transporting construction materials from mainland to the province. For contractor-related implementation issues, contractor was issued with calibrated action in accordance to D.O.193 series of 2016.



Construction of Turon-Sahakop Road in barangay San Vicente, Ivana (left) and flood control project in barangay Nakanmuan, Sabtang (right).

Photo credits: Provincial Government of Batanes

2. Provincial Government of Cagayan

The province reported 76 projects with a total allocation amounting to PHP868.39 million. Despite the continues threat of the pandemic and tropical storm Florita and typhoons Mamay, Neneng, and Obet that hit the province during the year, the province was able to complete 67 projects (or 88%) while nine are on-going and nearing completion as the year ended.

These projects are funded from the province's Annual Investment Plan (AIP), Governor's Office

Maintenance and Operating Expenses (GO-MOOE), National Task Force to End Local Communist Armed Conflict (NTF-ELCAC), Disaster Rehabilitation and Reconstruction Assistance Program (DRRAP), Local Disaster Risk Reduction and Management (LDRRM), Integrated Provincial Health Office (IPHO), Health Facilities Enhancement Program (HFEP), Supplemental Budget, Special Education Fund (SEF), and Special Development Fund, as summarized per fund source in the table below.

Table 3.4. Status of Projects in Cagayan, by Fund Source, as of December 31, 2022

Fund Source	Allocation (PHP Million)	Percentage	Number of Projects		
			Completed	Ongoing	TOTAL
AIP CY 2020/21	81.28	9.4	6	1	7
GO-MOOE	30.00	3.4	1	0	1
NTF-ELCAC	78.60	9.0	8	1	9
DRRAP	176.37	20.3	16	0	16
LDRRM	41.17	4.7	3	1	4
IPHO	20.24	2.3	4	1	5
HFEP	7.88	0.9	4	0	4
Supplemental Budget CY 2019/2020	376.64	43.4	12	5	17
SEF 2021	36.21	4.1	10	0	10
Special Development Fund 2021	20.00	2.3	3	0	3
Total	PHP868.39 Million	100.0	67	9	76

Source: Provincial Government of Cagayan

In terms of fund source and number of projects, Supplemental Budget has the highest percentage at 43 percent for the completion of 17 projects while HFEP projects got the lowest allotted budget for four projects. These projects include improvement and construction of additional buildings in Lallo Sub-capitol, improvement of the Provincial Learning Resource Center, construction of additional farm facilities in the Anquiray Demo Farm in Amulung, road improvements in the municipalities of Buguey, Calayan, Gonzaga and Sanchez Mira, improvement of the Camalaniugan Sports Complex, development of bamboo forest in Gattaran, and road-concreting project in Tuao.

The provincial government has been putting a lot of effort and pouring resources to improve the province's health care services. It was able to complete the construction of additional buildings and improvement of facilities for the district hospitals in the municipalities of Aparri, Baggao, Ballesteros, Camalaniugan, Gattaran, Gonzaga, Lasam, Piat, Sanchez Mira, Santa Ana and Tuao.

Moreover, the province was able to complete infrastructure projects in the communist terrorist group-cleared barangays of Cagayan particularly in the municipalities of Piat and Rizal. These projects include the upgrading and construction of FMRs and construction of health stations.

Funds to support pre-disaster preparedness and risk reduction measures were continuously allotted. The construction of evacuation center and multipurpose building in Aparri is nearing completion while the warehouses for food and non-food items in the municipalities of Lallo and Pamplona were completed during the year.

Other completed infrastructure projects include the construction of multipurpose buildings in various secondary schools in the municipalities of Abulug, Allacapan, Amulung, Baggao, Claveria, Gonzaga, Pamplona, Solana, and Tuao while ongoing projects include the construction of multipurpose building in Aparri West and concreting of Minanga FMR in Rizal.

3. Provincial Government of Isabela

The Provincial Government of Isabela (PGI) reported 31 projects with a total allocation amounting to PHP2.12 billion funded from the province's development fund, national agency funds, revenues and loans. These projects are jointly implemented either with the Department of Health, the Department

of Agriculture, Department of Education, or the Department of Public Works and Highways.

Of the 31 projects, six projects (or 19%) were completed, 20 (or 65%) are on-going and in various stages of completion while five (or 16%) are suspended as summarized, per fund source, in the table below.

Table 3.5. Status of Projects in Isabela, by Fund Source, as of December 31, 2022

Fund Source	Allocation (PHP Million)	Completed	Ongoing	Suspended	NYS	TOTAL
DBP Loan	1,399.81	0	0	1	0	1
AIP 2020/Capital Outlay/PGO/DA-PRDP-PGI Funds	289.43	0	5	0	0	5
20% Development Fund	366.61	6	10	4	0	20
Special Education Fund	22.88	0	2	0	0	2
Tobacco Excise Tax	44.97	0	3	0	0	3
Total	PHP2,123.70 Million	6	20	5	0	31

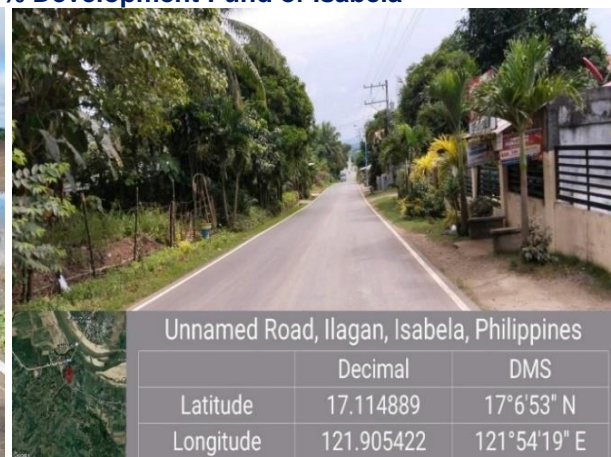
Source: Provincial Government of Isabela

As the year ended, three of the 14 creek-dredging/desilting projects were completed, seven on-going while four were temporarily suspended. Construction activities were stopped temporarily for the desilting projects of Gaddananan, Balug, Cullalabo, and GOC creeks due to on-going negotiation with the different land owners affected

during excavation and site workability brought about by inclement weather.

Other completed projects include two road-rehabilitation projects in the City of Ilagan and the Hemodialysis Center at Milagros Albano District Hospital in Cabagan.

Completed Projects Under the 20% Development Fund of Isabela



Unnamed Road, Ilagan, Isabela, Philippines

	Decimal	DMS
Latitude	17.114889	17°6'53" N
Longitude	121.905422	121°54'19" E



Rehabilitation of Junction National Lullutan-Quirino-San Pedro Road (upper left) and Junction National Malamal-San Antonio Provincial Road (upper right), both located in the City of Ilagan, and the desilting of Lingaling Carague Creek in Sta. Maria (lower left) and Ubbog Creek in Alicia (lower right).

Photo credits: Provincial Government of Isabela

Implementation of projects was affected due to continuous weather disturbance in the province. The completion of the rattan processing facility and construction of e-library inside the Capitol compound were delayed due to inclement weather affecting the site workability while the continuous rains during typhoons Quiel, Ramon, Sarah and Tisoy resulted to serious road cuts and soil erosions making the road unpassable going to the rehabilitation project of the

82-kilometer Ilagan-Divilacan road. This road-rehabilitation project remained at 91 percent accomplishment since its suspension in 2020. The PGI requested special audit from the Commission on Audit (COA) prior to the resumption of works. As a result, COA recommended termination of contract as it is already impractical for the PGI to continue with the implementation of the project.

4. Provincial Government of Nueva Vizcaya

The 31 projects with a total allocation of about PHP1.41 billion include the flagship projects of the province on the modernization and upgrading of the Nueva Vizcaya Provincial Hospital (NVPH) and the Lower Magat Eco-tourism (LMET) Park. It also includes upgrading of provincial roads, construction of processing center, upgrading of hospital and disaster facilities, and construction of Bahay Pag-asa.

Twenty (or 65%) out of the 31 programmed projects were completed, 10 (or 32%) are on-going, while one project (or 3%) is still in the procurement stage, as summarized in the table below. The province targets to complete these projects within 2023.

Table 3.6. Status of Projects in Nueva Vizcaya, by Fund Source, as of December 31, 2022

Fund Source	Allocation (PHP Million)	Completed	Ongoing	Suspended	Under procurement	TOTAL
LBP Loan	821.20	4	3	0	0	7
DRRM Fund	30.84	1	1	0	0	2
20% Development Fund	540.26	14	6	0	1	21
DA	15.40	1	0	0	0	1
TOTAL	PHP1,407.70 Million	20	10	0	1	31

Source: Provincial Government of Nueva Vizcaya

To provide better health services, the province had various projects for the modernization and upgrading of the hospitals and its facilities. These projects are

funded either under the province's development funds or through loan from the Land Bank of the Philippines.

For the modernization of the NVPH, the renovation of the main building and the construction of the sewage treatment plant are on-going.

Upgrading for the facilities in Bagabag District Hospital and Kasibu Municipal Hospital are on-going

while the construction of the Diadi Emergency Hospital's Ward building and extension of Dupax del Norte Hospital's (DDH) Main building were completed as the year ended. The DDH project experienced series of suspension during the earlier part of the year.

Hospital modernization project in Nueva Vizcaya



Kasibu Municipal Hospital Ancillary Building, Phase IV

Photo credits: Provincial Government of Nueva Vizcaya

The construction of a multi-fruit and vegetable juice processing facility in Nueva Vizcaya Agricultural Terminal was completed during the year. This is a partnership project between the Department of Agriculture and the province.

DRRM-funded projects such as the construction of DRRM warehouse in Bayombong was completed during the year while the construction of the Kayapa Proper bridge is on-going.

Of the six provincial road-upgrading projects with a total length of 42.10 kilometers, four were completed while two are on-going as the year ended. These projects, funded under loan from Land Bank of the Philippines, are located in Dupax del Sur (Dupax del Sur-liyo-Carolotan road), Aritao (Palabutan-Banila-Caino-Anayo-Canarem road), Quezon (Difuday-Bonifacio road), Diadi (Nagsabaran-Decabacan-Ampakleng road), Dupax del Norte (Junction National Bua-Bulala-Muta-Macabenga road), and Bagabag (Bonifacio-Dagupan-Palayan road).

The province funded other infrastructure projects such as the construction of Bahay Pagasa, Nueva Vizcaya conference center, and swimming pool of the LMET Park.

The first phase on the construction of Bahay Pag-asa in Bayombong is completed as the year ended while its second phase is still under procurement activities. The third phase of the Nueva Vizcaya conference center was completed while the construction of swimming pool of the LMET Park is ongoing and for completion within the first quarter of 2023.

Of the 31 reported projects of the Nueva Vizcaya, three projects with a total allocation of PHP56.12 million incurred more than 10 negative slippage points, as shown in Table 3.7.

Slow contractor's performance significantly contributed to the delays of these projects in addition to weather disturbances and revision of plans/design. The sewage treatment plant in the NVPH is experiencing a negative 49 slippage and is subject for termination. The province ensured the preparation of catch-up plan

Table 3.7. Delayed Projects in Nueva Vizcaya (>10 negative slippage points), as of December 31, 2022

Project Title	Location	Allocation (PHP Million)	Physical Status		
			Target (%)	Actual (%)	Slippage
1. Construction of Kayapa Proper Bridge	Kayapa	21.12	55	35	-20
2. Construction of Sewage Treatment plant (Sewer System), NVPH	Bambang	25.00	100	51	-49
3. Construction of Kasibu Municipal Hospital - Ancillary Building, Phase V	Kasibu	10.00	58	34	-24
TOTAL		PHP56.12 Million			

Source: Provincial Government of Nueva Vizcaya

OBSERVATIONS

1. More projects involving healthcare system were either completed or on-going as the year ended. The current pandemic has shown how health infrastructure is necessary to hasten implementation of health protection measures.
2. Nueva Vizcaya reported three (or 10%) of 31 projects while Batanes reported 15 (or 20%) of 75 projects with negative slippage of more than 10 percentage points. Common reasons for delays for both provinces are poor contractor performance, weather disturbances, and revision of plans and design.

RECOMMENDATIONS

1. Take advantage of the favorable weather to maximize the period to implement key infrastructure projects that would improve productivity and resiliency in all major sectors.
2. PLGUs to continue to strengthen their monitoring mechanism to ensure that projects implemented are within the set project schedule, standard, and expected quality without compromising health and safety standards.
3. For contractor-related implementation issues, PLGUs should ensure that contractors are issued with calibrated action in accordance to D.O.193 series of 2016.
4. Best practices of the provincial governments in addressing RROW acquisition issues may be replicated. Among these notable practices include PLGU-Quirino's provision of support to affected land owners (e.g. financial assistance, house construction/relocation assistance, employment, provision of forest and fruit tree seedlings) while PLGU-Batanes conducts dialogue and encourages affected land owners to donate the RROW to the government.
5. For problematic projects that are beyond the PLGU's control, provinces may consider tapping the assistance of the RPMC for the conduct of problem-solving session to facilitate project implementation.

WAYS FORWARD

For 2023, the following activities will be undertaken:

1. Conduct of field monitoring visit either face-to-face, on-site or blended.
2. Conduct of problem-solving session (PSS):
 - Issues and findings as a result of the above-mentioned field monitoring visits will be subjected to PSS; and
 - Other projects encountering significant delays including RTF-ELCAC projects.
3. Regular RPMES report preparation of major programs and projects that are being implemented in the region by the regional line agencies (RLAs) and local government units (LGUs) through the Official Development Assistance (ODA) and/or local fund under the General Appropriations Act (GAA), including monthly and quarterly RTF-ELCAC project monitoring report.
4. Conduct of capacity building activities and technical assistance cum joint field monitoring visits with LPMCs to improve their functionality and strengthen their monitoring capacity.
5. Development and capacity building on the utilization of the e-RPMES System.
6. Preparation of the 2023 Monitoring and Evaluation Plan.

Annex A: Project Description

ASSISTANCE TO MUNICIPALITIES PROGRAM

Assistance to Municipalities (AM) Program (formerly called Assistance to Disadvantaged Municipalities) seeks to equitably assist municipalities in the delivery of basic services by providing financial subsidies for the implementation of their priority programs and projects.

CAGAYAN SPECIAL ECONOMIC ZONE AND FREEPORT DEVELOPMENT PROJECTS

The CSEZFP development projects support the development of the zone into a major transshipment hub, an agro-industrial growth center, and a tourism and eco-tourism haven. The construction of a two-hectare Sanitary Landfill will address waste disposal for Freeport. The improvement of Port San Vicente Wharf and Causeway will further advance the status of the CSEZFP as a premier tourism and game fishing destination. The construction of the Driving Range will promote tourism and sports development. The construction of the Sea Wall aims to protect land and buildings against erosion and prevent coastal flooding. And lastly, the Port Irene Development will support its goal to become the premier international port of Northern Philippines, capable of accommodating panamax and cape-sized vessels catering to the Asia Pacific Region markets.

A Corporate Center and Commercial Center is currently constructed within the 11.40-hectare land, dubbed as the CEZA Global City, in Sitio Punti, Barangay Rapuli, Sta. Ana, Cagayan. The Commercial Center shall accommodate establishments such as shops and restaurants that will satisfy the needs of investors, locators, and tourists, among others.

CHICO RIVER PUMP IRRIGATION PROJECT

The project covers the installation of electric motor-driven pumps, the construction of pumping stations and appurtenant structures, and the construction of irrigation canals, facilities, and other appurtenant structures. The project will irrigate around 8,700 hectares, benefitting about 4,350 farmers, thereby serving 21 barangays from Tuao and Piat in Cagayan, and Pinukpuk in Kalinga.

CONDITIONAL MATCHING GRANT TO PROVINCES PROGRAM

The Conditional Matching Grant to Provinces (CMGP) Program is a National Government initiative that aims to improve the state of core provincial roads by strengthening the capacity and performance of Provincial Governments in Local Road Management and relevant areas of Public Financial Management. The Program addresses challenges in road management in the provinces, leading to poor local road conditions that hamper mobility, connectivity of road networks, and economic development at the local level.

DIBULUAN RIVER IRRIGATION PROJECT

The project aims to provide adequate irrigation water supply to 2,080 hectares of agricultural lands to increase crop production in the area by uplifting the socio-economic life of the intended beneficiaries.

DISASTER RISK REDUCTION AND MANAGEMENT PROJECTS

Disaster risk reduction and management projects are implemented by the government to build back better the infrastructures damaged by natural disasters that hit the region. Social assistance programs such as cash for work and emergency shelter assistance are also provided to support the economic recovery of the affected people.

These projects are expected to enhance the resiliency and adaptation of the vulnerable population to disasters.

ENHANCED COMPREHENSIVE LOCAL INTEGRATION PROGRAM

The Enhanced Comprehensive Local Integration Program (E-CLIP) aims to facilitate the mainstreaming of the former rebels as productive citizens as well as enhance the capacities of the Local Government Units and the Non-Government Agencies to help them reconstruct their identities as part of the community.

A complete package of assistance will be provided to former rebels (FR) who were members of the Communist Party of the Philippines, New People's Army, and National Democratic Front, as well as their immediate family members, who have surfaced beginning on the date of the effectivity of Administrative Order No. 10, series of 2018 and expressed their desire to abandon armed struggle and become productive members of society¹. All FRs who surfaced starting July 1, 2016, shall likewise be provided benefits from the E-CLIP in addition to the CLIP package that they received.

Benefits and other forms of assistance² to qualified FRs or their beneficiaries include monetary benefits such as:

1. Immediate assistance in the amount of PHP15,000.00 per FR for mobilization expenses while his/her enrolment in the program is being processed;
2. Reintegration (Administrative) support for the receiving unit in the amount of PHP21,000.00 to defray the subsistence or meals cost of FR while in the custody of receiving unit;
3. Livelihood assistance in the amount of PHP50,000.00 per FR; and
4. Firearm Remuneration in the amount of the valuation of turned-in firearms based on the implementing guidelines and procedures for the disposition of firearms, explosives, and ammunition of the former NPA rebels under the E-CLIP.

Additional packages offered to FRs by other government agencies include Conditional Cash Transfer, educational assistance, skills training, temporary shelter, housing assistance, medical assistance, legal assistance, and PhilHealth enrolment under the PAMANA-PhilHealth sponsored program, and others.

ENHANCED NATIONAL GREENING PROGRAM

The Enhanced National Greening Program (ENGP) is a massive introduction of forest tree species and fruit-bearing trees in open areas within private and public lands. The program covers seedling production, procurement, and plantation establishment.

Upon completion, the NGP will contribute to the attainment of food security, economic security, poverty reduction, crops and forest-based productivity, biodiversity conservation, environmental stability, and climate change mitigation and adaptation.

FORESTLAND MANAGEMENT PROJECT

The Forestland Management Project (FMP) is a ten-year (2012-2022) Department of Environment and Natural Resources (DENR) – Japan International Cooperation Agency (JICA) project that aims to strengthen forestland management in three critical river basins through the implementation of collaborative and comprehensive Community-Based Forest Management (CBFM) strategies.

The Project is expected to integrate conservation and development-oriented activities with full participation and capacitation of local communities. These include 147 People's Organizations (POs) within the identified 24 sub-watershed areas as well as the DENR and other stakeholders.

The project is expected to rehabilitate degraded forestlands in three (3) critical river basins (Upper Magat and Cagayan, Upper Pampanga, and Jalaur), improve forest conservation and socio-economic conditions of affected communities, and contribute to disaster risk mitigation efforts in vulnerable areas. It will strengthen forestland management through community-based management strategies, empower people's organizations through capability training, promote land tenureship, and enhance food security and income through enterprise development.

¹ Administrative Order No. 10, series of 2018 "Centralizing All Government Efforts for the Reintegration of Former Rebels and Creating for the Purpose an Inter-Agency Task Force"

² Implementing Rules and Regulations of Administrative Order No. 10, series of 2018

GOVERNMENT ASSISTANCE TO STUDENTS AND TEACHERS IN PRIVATE EDUCATION PROGRAM

The Government Assistance to Students and Teachers in Private Education (GASTPE) program consists of the Education Service Contracting (ESC) and the Teacher Salary Subsidy (TSS). It is a demonstration of the Government's commitment to maintain the viability of private education as a key partner in the delivery of quality basic education.

Joint Delivery Voucher Program for Senior High School Technical-Vocational-Livelihood (JDVP-TVL) Specializations³

Under the program, selected DepEd public Senior High School students taking Technical Vocational and Livelihood Track to take their TVL subjects in private or non-DepEd public SHS subject to the guidelines. A JDVP-TVL voucher shall be granted to the beneficiaries in the qualified public SHSs for twelve thousand five hundred fifty pesos per learner-beneficiary.

Senior High School Voucher Program (SHS-VP)⁴

Senior High School Voucher Program (SHS VP) is a program of financial assistance wherein subsidies in the form of vouchers are provided to qualified SHS learners in participating private or non-DepEd public Senior High Schools.

Educational Service Contracting (ESC)⁵

Educational Service Contracting (ESC) is a partnership program by the Department of Education (DepEd) aimed at decongesting overcrowded public junior high schools. In ESC, the excess capacities of certified private junior high schools are "contracted" through slot allocations for students who would otherwise have gone to public schools. The slots come with subsidies called ESC grants, and program beneficiaries are called ESC grantees.

Teachers' Salary Subsidy (TSS)⁶

Teachers' Salary Subsidy (TSS) is a program where an annual government subsidy is provided to qualified teachers in ESC-participating Junior High Schools.

The Private Education Assistance Committee (PEAC) has been contracted by the DepEd to administer the ESC and TSS programs. PEAC is the trustee of the Fund for Assistance to Private Education (FAPE), a perpetual fund created to assist with private education in the country. PEAC is represented nationally by its National Secretariat (PEAC NS) and in each region by its Regional Secretariats (PEAC RS).

The Regional Program Committees (RPComs) shall oversee the compliance of participating schools in their regions with the policies and guidelines of the GASTPE programs of assistance. It shall resolve problems that may occur and recommend measures to improve program implementation.

The RPCom in each region is composed of representatives from the Department of Education (DepEd) and the PEAC RS with the DepEd Regional Director as Chair and the PEAC Regional Program Director as Co-Chair.

The DepEd issued the Guidelines on the Implementation of the Educational Service Contracting and Teachers' Salary Subsidy Programs in Junior High School Effective School Year 2017-2018 through Department Order No. 20, series of 2017⁷.

HEALTH FACILITY ENHANCEMENT PROGRAM (HFEP)

³ Source: https://www.deped.gov.ph/wp-content/uploads/2020/11/DO_s2020_035.pdf

⁴ Source: <https://peac.org.ph/senior-high-school-voucher-program/>

⁵ Source <https://peac.org.ph/>

⁶ Source: <https://peac.org.ph/teacher-salary-subsidy>

⁷ Source: <https://peac.org.ph>

The Health Facility Enhancement Program (HFEP) involves the repair, improvement, and construction of buildings and facilities in various regional hospitals, rural health units, and barangay health stations. The rehabilitation and upgrading of major hospitals in the region, including the acquisition of new hospital facilities and construction and improvement of RHU and BHS will help ensure the provision of quality health care service delivery to patients particularly in rural areas.

INFRASTRUCTURE DEVELOPMENT PROJECTS

The Infrastructure Development Projects include the construction, improvement, and rehabilitation projects, which are national roads and bridges, flood control structures and drainage systems, school buildings, hospitals, evacuation centers, tourism access roads, or accessibility facilities for physically challenged persons.

The project improves mobility in the region thereby promoting the economic flow. More tourists are expected to visit with the improvement of access roads to tourism sites.

LIVELIHOOD ASSISTANCE GRANT

The Livelihood Assistance Grant (LAG) is one component of the Emergency Subsidy Program through the Department of Social Welfare and Development Social Amelioration Programs. It is provided to assist in the economic recovery and rehabilitation of the livelihoods of the affected families after the declaration of community quarantine is lifted. It can be used as seed capital for new alternative income-generating activities or certain micro-enterprise ventures. The maximum amount of LAG per eligible family shall not exceed PHP15,000.00 as provided for in DSWD Memorandum Circular No. 9, series of 2020" Guidelines in the Implementation of the Emergency Subsidy Program of the DSWD".

NASSIPING PUMP IRRIGATION PROJECT

The project aims to provide adequate irrigation water supply to 1,028 hectares of agricultural lands to increase rice production in the area hereby uplifting the socio-economic life of intended beneficiaries in the municipality of Gattaran.

PANTAWID PAMILYANG PILIPINO PROGRAM

The Pantawid Pamilyang Pilipino Program (4Ps)⁸ is a human development measure of the national government that provides conditional cash grants to the poorest of the poor, to improve the health, nutrition, and education of children aged 0-18. It is patterned after the conditional cash transfer (CCT) schemes in Latin American and African countries.

Two types of cash grants are given to the household beneficiaries. These include the PHP500.00 health grant per household every month and an education grant of PHP300 per child every month for 10 months with a maximum of three children for the program.

The household beneficiaries receive the cash grant if they meet the following conditions: 1) pregnant women must avail of pre-and post-natal care, and be attended to during childbirth by a trained professional; 2) parents or guardians must attend the family development sessions, which include topics on responsible parenting, health, and nutrition; 3) children aged 0-5 must receive regular preventive health check-ups and vaccines; 4) children aged 6-14 must receive deworming pills twice a year; and 5) children-beneficiaries aged 3-18 must enroll in school, and maintain an attendance of at least 85% of class days every month.

The 4Ps program implementation in Region 2 started in July 2008. Complementing the 4Ps is the Modified Conditional Cash Transfer (CCT) Program, which uses a modified approach in implementing the CCT program for poor families. These families include homeless street families, indigenous peoples, and families in need of special protection. It is a modified approach to reach the poor families who are not registered in the regular CCT program due to their current situation such as lack of physical structures, and the indigenous people's mobility, which excludes them during the conduct of enumeration, resulting in their non-inclusion in the regular CCT⁹.

⁸ Source: <https://www.officialgazette.gov.ph/programs/conditional-cash-transfer/>

⁹ DSWD Memorandum Circular No. 2, series of 2018" Revised Mainstreaming Guidelines for the Modified Conditional Cash Transfer (MCCT) Beneficiaries to the Regular Conditional Cash Transfer (RCCT) Program.

PAYAPA AT MASAGANANG PAMAYANAN PROGRAM

The Payapa at Masaganang Pamayanan (PAMANA) Program is the national government's peace and development convergence program in support of the six-point peace and development agenda. It covers former combatants such as the New People's Army (NPA), Moro National Liberation Front (MNLF), Revolutionary Proletarian Army (RPA), and Cordillera People's Liberation Army (CPLA) and communities coming from areas affected by conflicts while Sajahatra Bangsamoro covers the Moro Islamic Liberation Front (MILF) communities and their decommissioned combatants. It aims to achieve lasting peace through the following pillars:

1. Pillar 1, Laying the foundation (national level), refers to policy reforms that establish the foundation of peace. This improves governance through partnerships with national and local institutions, building capacities for governance and enhancement of transparency and accountability mechanisms.
2. Pillar 2, Delivery of Services (community level) promotes the convergent delivery of services and goods focused on households and communities. This will reduce poverty and vulnerability in conflict-affected areas through sustainable rural development, community infrastructure, and focused delivery of social services.
3. Pillar 3, Connecting to Other Communities (Regional and Sub-regional Level) links conflict-affected areas to markets and promotes job generation at the provincial or municipal government. Empowering communities and strengthening their capacity to address issues of conflict and peace through activities that promote social cohesion.

The Philippine Health Insurance Corporation (PHILHEALTH) provides continuous health insurance coverage to the registered PAMANA beneficiaries and their qualified dependents.

PHILIPPINE RURAL DEVELOPMENT PROJECT (PRDP)

The project is designed to establish the government platform for a modern, climate-smart, and market-oriented agri-fishery sector. Key infrastructure, facilities, technology, and information that will raise income, productivity, and competitiveness in the countryside will be provided.

QUIRINO INTEGRATED RURAL DEVELOPMENT (QUIRD) PROJECT PHASE II

The Quirino Integrated Rural Development (QUIRD) Project Phase II is a grant from the Korean Government, through the Korea International Cooperation Agency (KOICA) with a budget of PHP446.5 Million or the US \$9.5 million to be implemented from November 2018 to December 2022 in the three municipalities of the province of Quirino, namely Cabarroguis, Diffun, and Aglipay.

The project has three outcomes such as the Vitalization of Agroforestry; Expansion of the Cattle Industry; and Value Chain Capacity Building and will benefit around 650 agroforestry farmers in the province.

The provincial government of Quirino appropriated funds, as a counterpart, for the implementation of the project to cover costs for securing land, right of way for farm-to-market and access roads; compensation and resettlement of affected residents; institutional development; and project administration. From the 5-year implementation of the QUIRD, the provincial government of Quirino can find a better life for the Quirinians by adding value and escalating the quality and levels of the products.

REHABILITATION AND RECOVERY PROJECTS

Rehabilitation and recovery projects are implemented by the government to build back better the infrastructures damaged by natural disasters that hit the region. Social assistance programs such as cash for work and emergency shelter assistance are also provided to support the economic recovery of the affected people.

These projects are expected to enhance the resiliency and adaptation of the vulnerable population to disasters.

SAGANA AT LIGTAS NA TUBIG PARA SA LAHAT PROGRAM

The Sagana at Ligtas na Tubig sa Lahat (SALINTUBIG) Program aims to provide water particularly for the poor and waterless communities. The Program provides grant financing and capacity development to increase access to water and sanitation services and improve the capacities of the Local Government Units (LGUs) and Water Service Providers (WSPs) in the planning, implementation, and management of water supply facilities in a sustainable manner.

SOCIAL PENSION PROGRAM FOR INDIGENT SENIOR CITIZENS

Republic Act No. 9994 or the “Expanded Senior Citizens Act of 2010” provides additional benefits and privileges and maximizes their participation in nation-building amended the previous RA 9257 “Expanded Senior Citizens Act of 2003”, institutionalizes social protection by providing a monthly stipend to indigent senior citizens and supports the family to provide their sick and disabled senior citizens.¹⁰

The beneficiaries under the Social Pension must be (1) frail, sickly, or with a disability; (2) receive no pension from GSIS, SSS, AFPMBAL, and other insurance companies; and (3) do not have a permanent source of income or regular support from relatives.

The qualified indigent senior citizen receives a monthly stipend amounting to PHP500.00 to help them meet their daily subsistence and medical requirements.

SUPPLEMENTARY FEEDING PROGRAM

The Supplemental Feeding Program (SFP) involves the provision of food, in addition to the regular meals provided by DSWD in coordination with the LGUs concerned, to children enrolled in Day Care Centers (DCCs) in support of the Early Childhood Care and Development (ECCD) program of the government.

The SFP is expected to improve the nutrition status of the beneficiaries and reduce the incidence of extreme hunger and malnutrition among enrolled children in DCCs in the region by providing them with at least one fortified meal for a period of not less than 120 feeding days in a year. The DSWD works in collaboration with the recognized parents’ organization.

In 2018, President Duterte signed Republic Act No. 11037 otherwise known as the “Masustansyang Pagkain para sa Batang Pilipino Act” of 2018, which institutionalized a National Feeding Program for Undernourished Children in Public Day Care, Kindergarten, and Elementary Schools to combat hunger and undernutrition among Filipino children. The said act mandates the Department of Social Welfare and Development (DSWD) and the Department of Education (DepEd) to implement the Supplemental Feeding Program (SFP) and the school-based Feeding Program, respectively to address undernutrition among Filipino children.

SUSTAINABLE LIVELIHOOD PROGRAM

Another social development intervention to address poverty is the Sustainable Livelihood Program (SLP). The SLP is a capability-building program for poor, vulnerable, and marginalized households and communities to improve their socio-economic conditions through accessing and acquiring necessary assets to engage in and maintain thriving livelihoods¹¹. The program is open to poor, marginalized, vulnerable, and/or disadvantaged households, building upon their strengths and understanding how they can use these to achieve positive livelihood outcomes.

The SLP assistance consists of two tracks. These are the Micro-enterprise Development Track (MD Track) and Employment Facilitation Track (EF Track).

The MD Track provides a maximum of PHP15,000 seed capital fund to qualified beneficiaries representing a household to start or continue a micro-enterprise. The fund may be used for the purchase of materials, inputs, and other physical assets that are necessary for the operation of the micro-enterprise.

¹⁰ Administrative Order No. 15, series of 2010 “Guidelines on the Implementation of the Social Pension for Indigent Senior Citizens”

¹¹ DSWD Memorandum Circular No. 14, series of 2018 “Special Guidelines on the Provision of Livelihood Assistance to Individual Referrals and Walk-In Clients Under the Sustainable Livelihood Program”

The EF Track provides a maximum of PHP5,000 employment assistance fund to an eligible individual representing a household to be used for the acquisition of employment documents necessary for the identified employment and to augment expenses within the 15 days of employment.

TUMAUNI RIVER MULTI-PURPOSE PROJECT

The project involves the construction of a high dam across the upper reaches of the Tumauni River for water impounding and developing a more efficient irrigation system for the expansion of its service area. The reservoir shall also be utilized to generate 7 megawatts of hydroelectric power and an additional 10 percent of the area for solar power generation. The area will also be developed into an ecotourism site to benefit local stakeholders.

Annex B: RPMES Forms

This part contains forms on the additional details about the implementation of the programs and projects submitted by the implementing agencies. To view this, please click this link:

http://bit.ly/Annex_RPMES_Forms

Annex C: RPMES in Geospatial Platform

This part presents available geo-tagged photos of programs and projects covered in the RPMES Report using Google Earth Pro (Installation Guide and Manual attached for reference). To view the photos, please click this link:

Your feedback matters to us!

To further improve the Report, kindly give your feedback by accomplishing the RPMES Report Feedback Form through this link

http://bit.ly/RPMES_Report_Feedback_Form

ACKNOWLEDGEMENT

CEZA	Cagayan Economic Zone Authority
DA	Department of Agriculture
DepEd	Department of Education
DENR	Department of Environment and Natural Resources
DILG	Department of the Interior and Local Government
DOH	Department of Health
DPWH	Department of Public Works and Highways
DSWD	Department of Social Welfare and Development
NIA	National Irrigation Administration
NIA-CRPIP-PMO	National Irrigation Administration-Chico River Pump Irrigation Project-Project Management Office
OCD	Office of the Civil Defense
PHIC	Philippine Health Insurance Corporation
PG-Batanes	Provincial Government of Batanes
PG-Cagayan	Provincial Government of Cagayan
PG-Isabela	Provincial Government of Isabela
PG-Nueva Vizcaya	Provincial Government of Nueva Vizcaya
PG-Quirino	Provincial Government of Quirino

Contributors: Frances C. Tannagan (Sr. EDS)
Eric M. Cabutaje (Sr. EDS)
Joel T. Unciano (Sr. EDS)
Jessielyn R. Baltazar (EDS II)
Vergel C. Baccay (EDS I)

Cover and Layout by Vergel C. Baccay

Reviewed by Mildred B. Maglaya (SEDS)



CAGAYAN VALLEY REGIONAL PROJECT MONITORING COMMITTEE (RPMC)



National Economic and Development Authority Region 2
CHAIR



Department of Budget and Management Region 2
CG-CHAIR

MEMBERS



Department of the Interior and Local Government
Region 2



Philippine
Information
Agency

Philippine Information Agency Region 2



Presidential Management Staff –
Regional Field Unit 2



City Government of Tuguegarao



Provincial Government of Batanes



Provincial Government of Cagayan



Provincial Government of Isabela



Provincial Government of Nueva Vizcaya



Provincial Government of Quirino

PRIVATE SECTOR REPRESENTATIVES

Atty. Robin James A. Gunnacao

Mr. Nestor Noel Q. Dayag

Mr. Severino M. Carub