



# 2023 ANNUAL REPORT

## REGIONAL PROJECT MONITORING AND EVALUATION SYSTEM 2023 ANNUAL REPORT



# Table of Contents

## List of Tables

## List of Figures

## Executive Summary

### I. Official Development Assistance-Funded Programs and Projects

1. Philippine Rural Development Project	9
2. Forestland Management Project	14
3. Chico River Pump Irrigation Project	16
4. Design, Supply, Construction, Installation, Testing and Commissioning of Caggay Surface Water Treatment Plant	20

### II. Locally-Funded Projects

1. Agriculture Development	
Dibuluan River Irrigation Project	25
Nassiping Pump Irrigation Project	27
Tumauini River Pump Irrigation Project	28
2. Social Development	
Pantawid Pamilyang Pilipino	32
Sustainable Livelihood Program	34
Social Pension Program	36
Supplementary Feeding Program	38
3. Environmental Development	
Enhanced National Greening Program	41
4. Infrastructure Development	
DOT-DPWH Convergence Program (TRIP)	48
DTI-DPWH Convergence Program(ROLL-IT)	49
Camalaniugan Bridge Project	50
Amulung Bridge Project	52
Tuguegarao-Solana Diversion Road	53
Bambang Bypass Road Project	55
Naguilian Bridge Project	56
Santiago City Circumferential Road	57
Tuguegarao West Diversion Road	59
Itawes Bridge Project	60
Pinacanauan Bridge 2 and Approaches	61
Siffu Bridge and Approaches	63
Health Facility Enhancement Program	65
Cagayan Special Economic Zone and Freeport Development Projects	70
5. Rehabilitation and Recovery Projects	74
6. Peace, Security and Development	
Enhanced Comprehensive Local Integration Program (ECLIP)	78

### III. Provincial Government's Major Programs and Projects

1. Provincial Government of Batanes	82
2. Provincial Government of Isabela	84
3. Provincial Government of Nueva Vizcaya	85

## LIST OF TABLES

Table 1	Status of Programs and Projects as of December 31, 2023	7
Table 2	PRDP-IBUILD Sub-projects, by City/Province and Financing	9
Table 3	PRDP-IBUILD Sub-projects, by Sub-project Type	10
Table 4	PRDP-IREAP Sub-projects, by City/Province and Financing	10
Table 5	Financial and Physical Accomplishment of FMP	16
Table 6	Completed Components of CRPIP	17
Table 7	Irrigators Association Beneficiaries and Area Irrigated	18
Table 8	Physical and Financial Accomplishment as of December 31, 2023	21
Table 9	Status of the Dibuluan River Irrigation Project	25
Table 10	Status of the Nassiping Pump Irrigation Project	27
Table 11	Status of the Tumauni River Multi-Purpose Project	28
Table 12	Distribution of Social Pension, by Province	36
Table 13	Areas of completed SMP by CENRO/PENRO	42
Table 14	Status of Plantation Establishment in Region 2	43
Table 15	Jobs Generated by NGP, per PENRO	46
Table 16	Status of TRIP Projects, FY 2021-2023	49
Table 17	Status of ROLL-IT Projects, FY 2021-2023	50
Table 18	Status of the Camalaniugan Bridge Project	51
Table 19	Status of Amulung Bridge Project	53
Table 20	Status of Tuguegarao-Solana Diversion Road Project	54
Table 21	Status of Bambang Bypass Road Project	56
Table 22	Status of Naguilian Bridge Project	57
Table 23	Status of Santiago Circumferential Road Project	58
Table 24	Status of Tuguegarao West Diversion Road Project	60
Table 25	Status of Itawes Bridge Project	61
Table 26	Status of Pinacanauan Bridge 2 Project	62
Table 27	Status of Siffu Bridge Project	64
Table 28	Status of CY 2022 HFEP Projects, per Province	65
Table 29	Super Health Centers in Region 02, FY 2023	67
Table 30	Status of CEZA Projects	70
Table 31	Status of the Rehabilitation and Recovery Projects	75
Table 32	Status of Projects Implemented, by Province	82
Table 33	Status of Projects implemented by PLGU Batanes	83
Table 34	Status of Projects implemented by BGH	83
Table 35	Status of Delayed Projects (>10 negative slippage)	84
Table 36	Status of Projects by Implementing Agency, Province of Isabela	84
Table 37	Status of Delayed Projects, Province of Nueva Vizcaya	85

## LIST OF FIGURES

Figure 1	Distribution of Projects by Fund Source	5
Figure 2	Distribution of Projects per SECTOR	5
Figure 3	2023 4Ps Allotment vs. Disbursements (in PHP Million)	33
Figure 4	Seedling Production by Source	43
Figure 5	Map showing the location of NGP sites monitored by extension offices in the region	45
Figure 6	Area Maintained and Protected, by Province	45
Figure 7	Status of CY 2023 HFEP Projects	66
Figure 8	Breakdown of Fund Allocation	66



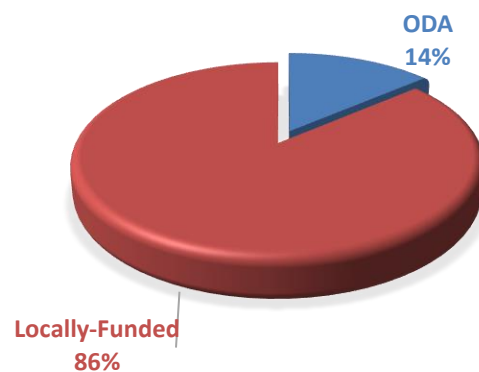
## EXECUTIVE SUMMARY

The CY 2023 Regional Project Monitoring and Evaluation System (RPMES) Narrative Report presents the status of implementation of 29 major programs and projects (PAPs) that are implemented by concerned regional line agencies (RLAs) and local government units (LGUs) in Region 02. These PAPs are funded through Official Development Assistance (ODA) and/or the General Appropriations Act (GAA). These PAPs are subjected to monitoring and evaluation to determine whether these are on track, ahead of schedule, or behind schedule and are implemented according to project design or not so that appropriate interventions can be undertaken by concerned implementing agencies. These programs and projects are presented by fund source and by sector as shown below.

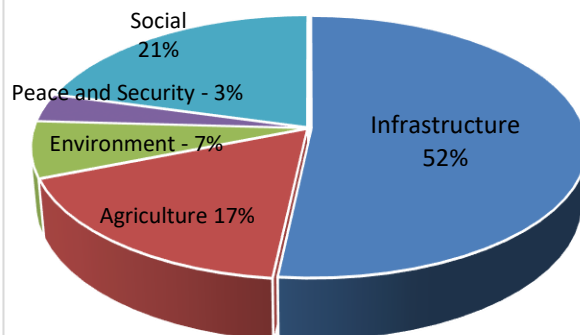
On fund source, of the 29 major PAPs, four are ODA-funded costing PHP8.83 billion and 25 are GAA-funded projects costing PHP21.80 billion or a total cost of PHP30.63 billion.

By sector, the Infrastructure Sector obtained the highest allocation amounting to PHP13.07 billion (15 programs and projects), followed by the Agriculture Sector with total allocation amounting to PHP10.53 billion (five programs); Social Sector with PHP5.62 billion (six programs); Peace, Security and Development Sector with PHP1.32 billion (one program); and Environment Sector with PHP76.59 million (2 programs). Figure 2 below shows the distribution of programs and projects by sector.

**FIGURE 1. DISTRIBUTION OF PROJECTS BY FUND SOURCE**



**Figure 2. Distribution of Projects per SECTOR**



Projects are tagged as on track when physical targets were achieved as scheduled; ahead of schedule when physical accomplishments exceeded the targets; and behind schedule when physical accomplishments were below the targets. As of December 31, 2023, eight programs/projects were ahead of schedule, six were on track, and 15 were behind schedule. Table 1 shows the status of programs and projects by fund source and implementing agency.

Programs and projects that are behind schedule attributed the delay to weather conditions, difficulty in accessing the sites, and poor performance of contractors.

During the year, quarterly field monitoring visits (FMVs) were conducted to validate the reported accomplishments and facilitate the completion of selected projects particularly those that are behind schedule. These include the following: Chico River Pump Irrigation Project; Amulung, Itawes, Pinacanauan and Siffu Bridges; and Bambang By-pass, and Tuguegarao-West Diversion Road projects.

Among the recommendations to improve implementation and/ or address negative slippages were as follows:

- Deployment of additional manpower to cope with implementation delays
- Ensure close supervision and strengthen monitoring by project contractors together with the implementing agencies to ensure quality outputs
- Submission of catch-up plan and revised schedule to meet the target accomplishments
- Contractors to implement appropriate actions and ensure compliance to applicable laws (e.g. accessibility law BP344)
- DPWH to ensure efficient programming of budget to ensure availability of funds for the continuity of the project
- Possible sourcing of additional funds to facilitate the immediate completion of projects
- Continuous transaction with affected land-owners and consider taking legal actions on right of way issues

At the sub-regional level, several programs and projects were also implemented to push the development agenda of the provinces in the region.

The status of each program and project, together with the observations and recommendations on their implementation, is discussed in the succeeding sections of this report. More details of the programs and projects are presented in the annexes.

**Table 1. Status of Programs and Projects as of December 31, 2023**

Status		Programs/Projects	Project Cost	Fund Source	Implementing Agency
<b>Ahead of Schedule</b>	1	Philippine Rural Development Project (PRDP) - IBUILD & IREAP only	4,005,684,866.68	ODA-World Bank with Local Fund	DA
	2	Enhanced National Greening Program	63,943,400.00	Local Fund	DENR
	3	DOT-DPWH Convergence Program 2021-2022	2,090,845,000.00	Local Fund	DPWH
	4	DTI-DPWH Convergence Program	2,820,188,000.00	Local Fund	DPWH
	5	Tuguegarao-Solana Diversion Road	864,530,000.00	Local Fund	DPWH
	6	Pantawid Pamilyang Pilipino Program (4Ps)	2,735,250,000.00	Local Fund	DSWD
	7	Rehabilitation and Recovery Projects	92,106,000	Local Fund	OCD
	8	Sustainable Livelihood Program (SLP) - 2022	108,502,000.00	Local Fund	DSWD
<b>On Track</b>	9	Forestland Management Project	12,650,000.00	ODA-JICA	DENR
	10	Camalaniugan Bridge Project	1,305,526,000.00	Local Fund	DPWH
	11	Naguilian Bridge	786,000,000.00	Local Fund	DPWH
	12	Santiago City Circumferential Bypass Road	939,790,000.00	Local Fund	NIA
	13	Tumauni River Multipurpose Project	671,600,000.00	Local Fund	NIA
	14	Supplementary Feeding Program (SFP)	161,481,000.00	Local Fund	DSWD
<b>Behind Schedule</b>	15	Chico River Pump Irrigation Project	4,497,071,344.11	ODA - China EXIM Bank	NIA-CRPIP-PMO
	16	Dibulan Irrigation Project	827,860,000.00	Local Fund	NIA
	17	Nassiping PIP, Ph. 1	535,360,000.00	Local Fund	NIA
	18	Port Irene Development	628,213,879.21	Local Fund	CEZA
	19	Construction of Driving Range and Three Holes	73,838,900.05	Local Fund	CEZA
	20	Amulung Bridge Project	1,045,445,000.00	Local Fund	DPWH
	21	Bambang Bypass Road	637,852,000.00	Local Fund	DPWH
	22	Tuguegarao West Diversion Road	1,129,000,000.00	Local Fund	DPWH
	23	Itawes Bridge Project	146,000,000.00	Local Fund	DPWH
	24	Pinacanauan Bridge 2 Project	555,000,000.00	Local Fund	DPWH
	25	Siffu Bridge Project	590,000,000.00	Local Fund	DPWH
	26	Enhanced Comprehensive Local Integration Program (E-CLIP)	1,317,000,000.00	Local Fund	DILG
	27	Social Pension Program	1,466,586,000.00	Local Fund	DSWD
	28	Water District Development Sector Project (WDDSP)	320,000,000.00	ODA-ADB	Metropolitan Tuguegarao Water District
	29	Health Facilities Enhancement Program (HFEP)	836,363,189.45	Local Fund	DOH
<b>TOTAL PROJECT COST</b>			<b>30,635,472,700.29</b>		

Note: The list of programs/projects includes only those submitted within the cut-off date.

# OFFICIAL DEVELOPMENT ASSISTANCE-FUNDED PROGRAMS AND PROJECTS

RPMES Annual Report  
**2023**

The logo for RPMES features a stylized sun with yellow rays on the left. A red curved line forms a partial circle around the sun. A green line forms a wave-like shape below the red line. A blue line forms a wave-like shape below the green line. The year '2023' is written in large black numbers, with the green and blue wave lines passing through the digits.



## 1. PHILIPPINE RURAL DEVELOPMENT PROJECT (PRDP)

### B. PROJECT PROFILE

Location	: Regionwide
Implementing Agency	: Department of Agriculture
Project Cost	: PHP4.005 Billion (I-BUILD and I-REAP only)
Fund Source	: ODA-WB and GOP (NG and LGUs)
Implementation Period	: CY 2014 - CY 2024

### C. IMPLEMENTATION STATUS

The Philippine Rural Development Project (PRDP) in Region 02 inches ahead of schedule by the end of CY 2023. The Intensified Building-Up of Infrastructure and Logistics for Development (I-BUILD) component consisting of 54 sub-projects achieved an Overall Weighted Physical Accomplishment of 90.98 percent, ahead of its target by 4.17 percent with a fund utilization rate of 89.88 percent. The Additional Funding 2 (AF2) was able to complete seven of its 13 sub-projects thus, improving the performance of the I-BUILD.

Sub-projects funded by the original loan and AF1 have been completed since 2022.

**Table 2: PRDP-IBUILD Sub-projects, by City/Province and Financing**  
as of December 2023

Province/ City	Original Loan	AF1	AF2		Total Number of Projects
	Completed	Completed	Completed	Ongoing	
Batanes	-	-	-	-	-
Cagayan	6	-	-	-	6
Isabela	17	6	5	3	31
Santiago City	-	1	-	1	2
Nueva Vizcaya	1	1	-	2	4
Quirino	7	2	2	-	11
	<b>31</b>	<b>10</b>	<b>7</b>	<b>6</b>	<b>54</b>

For the AF2 funded sub-projects, the proposed warehouse with Solar dryer in Bugallon Proper, Ramon, Isabela is ahead of schedule as the contractor deployed additional manpower to fast-track the work execution, specifically the construction of drying pavement. The rehabilitation/ construction of the Digumased-Agod Farm to Market Road (FMR) with bridge in Dinapigue, Isabela was reported ahead of schedule as the contractor expedited the construction of bored piles of the 200- meter Didikkel bridge. However, the construction of stone masonry and concrete pouring of PCCP suffered slight delays. The rehabilitation of San Juan-Barucbuc-Estrada-Dummun FMR also suffered delays due to insufficient manpower and equipment at the site hence, the original completion date was revised.

Other projects that are ahead of schedule are the rehabilitation of Calaocan-Batal FMR, Malabing Valey FMR and Ammoweg-Camandag FMR. Deployment of sufficient

equipment, materials and manpower contributed to the smooth implementation of said projects.

In terms sub-project types, FTMRs consist 50 percent of the total number of sub-projects, followed by Warehouse with Solar Drier and Small Water Impounding Projects.

**Table 3: PRDP-IBUILD Sub-projects, by Sub-project Type**  
as of December 2023

Sub-Project Type		Number of projects			Total
		Original Fund	AF1	AF2	
1.	FMR	13	5	9	27
2.	SWIP	8	-	-	8
3.	Warehouse with Solar Dryer	1	4	4	9
4.	Dairy Facility	4	1	-	5
5.	CIS/DD	2	-	-	2
6.	Trading Center/ Enterprise Facility	3	-	-	3
<b>Total</b>		<b>31</b>	<b>10</b>	<b>13</b>	<b>54</b>

The Investment in Rural Enterprises and Agriculture and Fisheries Productivity (I-REAP) component achieved an Overall Weighted Physical Accomplishment of 92.59 percent and a fund utilization rate of 89.01 percent. Of the 60 projects, 57 were completed in 2022 funded under the original loan with three ongoing projects under the Additional Funding 2.

**Table 4: PRDP-IREAP Sub-projects, by City/Province and Financing**  
as of December 2023

City/Province	Original Loan	AF2	Total Number of Projects
Batanes	1	-	1
Cagayan	15	1	16
Isabela	27	1	28
Santiago City	4	1	5
Nueva Vizcaya	4	-	4
Quirino	6	-	6
<b>Total</b>	<b>57</b>	<b>3</b>	<b>60</b>

These projects include the Aromatic Pigmented Rice Production and Marketing Enterprise by the Cagayan Producers Multi-Purpose Cooperative in Solana, Cagayan. The Rice milling and recirculating grain dryer is for delivery while the construction of marketing enterprise facility has been suspended in December 11, 2023. It reported an 89.70 percent accomplishment as of December 15, 2023 with a negative 10.15 percent slippage.

Two other projects in Isabela namely, Pineapple Production and Marketing Enterprise of Caviteño-Isabelino Agriculture Cooperative in Echague (CIACO) and the Tilapia Fingerlings Production and Marketing Enterprise of Santiago Amos Credit and Development Cooperative (SACDECO) in Santiago City, Isabela. CIACO project has remaining two units, winged van and one flexi truck for delivery. Meanwhile, SACDECO is awaiting for the completion of the fishpond before the procurement of tilapia breeders, feeds grower and fry mesh.

## D. OBSERVATIONS

- Of the total PRDP sub-projects granted to the region, the Province of Isabela got the lion's share with 31 of 54 sub-projects under I-BUILD while 28 of the 60 sub-projects under I-REAP. The strong support of the LGU in the submission of project proposals has been the key on this feat.
- Contractors with sufficient construction equipment, manpower, and materials implement project efficiently.

## E. RECOMMENDATIONS

- The Department of Agriculture should continue to encourage LGUs in the region to submit project proposals and provide technical assistance along project packaging for more projects to be funded under the program.
- More projects on I-REAP must also be proposed and submitted particularly post-harvest and processing facilities that are climate-resilient which could contribute in the attainment of modernization in the agriculture sector.
- PLGUs to provide strong support and assistance to municipalities from planning up to implementation of projects and allocate funds for the operation and maintenance of sub-project to ensure sustainability as stipulated in the Implementation Management Agreement (IMA).



Newly-completed rehabilitation of NRJ-Dungo-San Salvador-Divisoria Sur Farm to Market Road at Aglipay and Maddela, Quirino.



Newly-completed rehabilitation of Quinalabasa - Sta. Victoria - Bagong Sikat Farm - to - Market Road at Naguilian, Isabela.



Newly-completed Warehouse with Solar Dryer at Ambatali, Ramon, Isabela



Newly-completed Warehouse with Solar Dryer at Burgos, Ramon, Isabela.





Newly-completed Warehouse with Solar Dryer at San Miguel, Ramon, Isabela.



Newly-completed rehabilitation of Gundaway-Doña Imelda Farm to Market Road at Cabarroguis and Diffun, Quirino.



Newly-completed rehabilitation of NRJ-Dungo-San Salvador- Newly-completed Divisoria Sur Farm to Market Road at Aglipay and Maddela, Quirino.



## 2. FORESTLAND MANAGEMENT PROJECT (FMP)

### A. PROJECT PROFILE

Location	: Provinces of Quirino and Nueva Vizcaya
Implementing Agency	: Department of Environment and Natural Resources - Region 2
Project Cost	: PHP12.65 Million (CY 2023)
Fund Source	: ODA-Japan International Cooperation Agency
Implementation Period	: November 23, 2012- June 2023

### B. IMPLEMENTATION STATUS

For 2023, all programmed activities of the Forest Management Project (FMP) were completed and were turned over to the People's Organization (PO) within the project sites of Quirino and Nueva Vizcaya. The Community Organizing Component involved the hiring of one assisting professional that will oversee the remaining minor activities of the project.

Three trainings were conducted in Nueva Vizcaya as part of the Agroforestry Value Chain (AFVC) Enterprise. These trainings include: Training on Current Good Manufacturing Services, Food Safety Operation, and Development of Strategic Plan/ Business Proposal. In Quirino, community development training and refresher courses in Coffee Post-harvest handling, Rejuvenation, Product Classification with Integrated Farming System and Code of Good Agricultural Practices as well as Entrepreneurial development training and market linkage were undertaken to 7 POs.



PO members participating in the AFVC Pilot Processing and Production of Coffee Finished Products

For the Comprehensive Site Development component, 11 passes/ cycle of maintenance and protection were completed for a total of 25,377.80 hectares, wherein 20,219.80 hectares are in Nueva Vizcaya and 5,158 hectares in Quirino. Prior to payments of the 10% retention funds, inspections and validation were conducted to ensure the 85% survival rate as required in the Technical Bulletin No. 2020-02. Also, 22 contracts within Dupax sub-watershed were validated by a 3<sup>rd</sup> party validation team. These site development plantations recorded an average of 87.83% survival rate.



PO members showing their farm supply products being offered in their community.



DENR technical staff conducting validation of established plantations.

On Enterprise Development, 32 of the 45 beneficiaries for both pilot test and roll-out phase are gaining profits, two are break-even and seven have temporarily closed down. The PO beneficiaries ventured into AgriVet and Farm Supply trading for its members. Micro-credits are also offered to members at a minimal interest rate. In addition, vermicomposting and vermicast production were also undertaken by other POs.

All 43 Agroforestry Support Facilities (ASF) were completed and turned-over to the Local Government Units of Quirino and Nueva Vizcaya. As of the 4<sup>th</sup> qtr of 2023, twelve implementation reports were endorsed to the Central Project Management Office. Final inspection of the Parai flat-slab bridge in Dupax del Norte, Nueva Vizcaya was undertaken for the release of the 10% retention fund.



Turn-over ceremony of Site Development plantations to SUSIMO People's Organization.

For the Policy Initiative, a Forum on Lessons Learned, Good Practices, Innovations and Success Stories (LGIS) cum-Exhibit featuring the Forestland Management Project was held in San Mateo, Rizal on October 23-27, 2023. Key actors from the DENR and People Organizations in both provinces participated in the forum and shared their respective experiences and gains from the project. This includes the creation of Nueva Vizcaya Watershed Management Committee (NVWMC) and its Operations and Coordination Unit, Forest Protection and Conservation Strategies in Ganano sub-watershed, strong partnership between the LGUs and POs, and augmentation of livelihood of these POs.

For the period, FMP hired 17 Contract of Service personnel that were deployed at the DENR Regional Office, and Nueva Vizcaya and Quirino project sites.

**Table 5: Financial and Physical Accomplishment of FMP**  
as of December 31, 2023

Components	Appropriation	Fund utilization	Target (%)	Accomplishment (%)	Slippage (%)
1. Community Organizing	25,000	92.40	100	100	0
2. Site Development	25,000	92.40	100	100	0
3. Agroforestry Support Facilities (ASF)	Completed in CY 2022		100	100	0
4. Policy Initiative for Watershed Management	196,000	86.73	100	100	0
5. Project Management	12,403,400	89	100	100	0
<b>Total</b>	<b>12,649,400</b>	<b>88.98</b>	<b>100</b>	<b>100</b>	

The project reported disbursements from prior year obligations amounting to PHP130.99 million, 50.47 percent of which went to Site Development, 43.85 percent to Agroforestry Support Facilities, 4.51 percent to Project Management, 0.85 percent to Community Organizing and 0.33 percent to Policy Initiative for Watershed Management.

### C. OBSERVATIONS

The reported physical accomplishment of the FMP does not correspond with its financial accomplishment which has a low fund utilization rate.

### D. RECOMMENDATIONS

DENR to update the financial performance of the project to reflect the financial accomplishment that corresponds to its physical accomplishment.

## 3. CHICO RIVER PUMP IRRIGATION PROJECT

### A. PROJECT PROFILE


Location	: Tuao and Piat, Cagayan and Pinukpuk, Kalinga
Implementing Agency	: National Irrigation Administration – Chico River Pump Irrigation Project (CRPIP) - Project Management Office (PMO)
Project Cost	: PHP4.372 billion (Original) : PHP4.497 billion (Revised)
Fund Source	: ODA (Loan) - China EXIM Bank – PHP3.135 billion Government of the Philippines – PHP1.362 billion
Implementation Period	: CY 2018-2022

## B. IMPLEMENTATION STATUS

The Chico River Pump Irrigation Project achieved a 99.94 percent physical accomplishment as of December 31, 2023. The remaining works cover the procurement of the remaining O&M Equipment and implementation of one Local Minor Contract particularly the construction of Pump House Perimeter Fence, Handrail, Staircase and Guard House. It also recorded a financial accomplishment of 99.44 percent. Completed project components are shown in the table below:

**Table 6: Completed Components of CRPIP**

No.	Particulars	Unit	Quantity
1	<b>Pump Sump</b>		
	- Pump House Structure	unit	1
	- Electric Driven Motor Pumps	unit	6
	- 69 kV Substation	unit	1
	- 69 kV Switching Station	unit	1
	- Transmission Line	km	30
2	<b>Tunnel Works</b>		
	- Tunnel 1	km	0.75
	- Tunnel 2	km	1.27
3	<b>Canalization Works</b>		
	- Diversion Main Canal	km	4.47
	- Main Canal	km	33.64
	- Lateral Canal	km	71.71
4	<b>Canal Structures</b>		
	- Diversion Main Canal	unit	20
	- Main Canal	unit	183
	- Lateral Canal	unit	368
5	<b>Terminal Facilities</b>	unit	290
6	<b>Access Road</b>		
	-Service Roads	km	105.48
	-Access Road to Pumphouse	km	8.31
7	<b>Project Facilities</b>	unit	1



Newly-completed Chico River Pump Irrigation Project main building

The project started its operation on November 30, 2023, irrigating a total of 3,417.82 hectares of agricultural lands wherein, 3,166.676 hectares are in Tuao, Cagayan while the 251.15 hectares are in Pinukpuk, Kalinga. The total power requirement of the project for its 5 electric pumps is 6 MW, however, CRPIP was able to acquire only 4.6 MW from NIA-BALIGATAN which is just sufficient to operate 4 electric pumps hence, the area irrigated. The table below shows the area irrigated with the corresponding irrigator's association beneficiaries.

**Table 7: Irrigators Association Beneficiaries and Area Irrigated**

Irrigators Association	Canals	Area (Has.)
1. Pinococ-San Luis Farmers	DMC, A & A1	149.66
2. APAYA Farmers	MC, B	198.81
3. MaMaPiSa Farmers	MC, C	191.02
4. Malalinta–Angang-Pinococ Farmers	D	216.13
5. SCAMB Farmers	MC, E & F	449.73
6. TARICUSTO Farmers	MC & F-Extra	430.43
7. NARTACU Farmers	MC, G, & G1	717.51
8. San Juan-Bugnay Farmers	MC, H & H1	651.68
9. BUMANAR Farmers	MC & I	412.86
<b>Total</b>		<b>3,417.82</b>

### C. OBSERVATIONS

- The operation of the project is timely with the onset of El Niño that may affect the supply of water to the targeted areas.
- Payment of right-of-way (ROW) in Tuao and Piat, Cagayan area is still ongoing pending the submission of required documents from claimants. A MOA has been signed by both the claimants and the PMO to facilitate payment of ROW.
- The procurement of additional 1.4 MW from the Wholesale Electricity Spot Market (WESM) to fully operationalize the 5 electric pumps of the project is ongoing.



## D. RECOMMENDATIONS

- The PMO should facilitate and fast track the payment of claims for the right-of-way. In cases wherein claimants fail to submit documents, strictly follow provisions of RA 10752 and its IRR.



RPMC conducting Field Monitoring Visit to the CRPIP with the technical staff explaining the control panel system of the project.



Photos showing the completed tunnel and canal system of the CRPIP

#### **4. Water District Development Sector Project (WDDSP)**

Design, Supply, Construction, Installation, Testing and Commissioning of Caggay Surface Water Treatment Plant

##### **A. PROJECT PROFILE**

Location	: Tuguegarao City
Implementing Agency	: Metropolitan Tuguegarao Water District
Project Cost	: PHP320.00 million ADB Financing- PHP288.91 million
Fund Source	: Asian Development Bank
Implementation Period	: CY 2023-2025

##### **B. IMPLEMENTATION STATUS**

With the high demand for water of the 42,264 total active connections being served by the Metro Tuguegarao Water District (MTWD) and the rapid urbanization of Tuguegarao City and nearby municipalities, the MTWD availed a loan from the Local Water Utilities Administration (LWUA) to venture into large scale and long-term water supply facilities that require high capital expenditures. The project is funded by the Asian Development Bank (ADB) through the Water District Development Sector Project (WDDSP) and partly by MTWD.

The project is a Design and Build of 30 million liters per day (MLD) capacity (expandable to 100 MLD) Surface Water Treatment Plant at Barangay Caggay, Tuguegarao City. This project, once completed, will augment the demand of Tuguegarao City and will reduce the dependency to ground water extraction.

The loan was approved on October 15, 2019 and after series of review and assessment of LWUA and ADB on the project's Terms of Reference, Specification and Conceptual Design, the bidding documents were approved on March 12, 2021 using the procurement policy of ADB. Initial bidding was conducted on September 30, 2021 to January 25, 2022 but was declared failure of bidding. The second bidding was conducted on March 10, 2022 to April 26, 2022 with two bidders. The contract was awarded to 2-CG Integra Corporation/ Rex E. Morales Construction-Joint Venture.

On November 27, 2023, the contractor submitted all revisions on the Detailed Engineering Design (DED) to the MTWD for review. On December 22, 2023, the MTWD approved the DED for signature of the contractor. Other preliminary activities conducted are the inspection and survey of the contractor, construction of access road and application of Environmental Compliance Certificate (ECC).

**Table 8: Physical and Financial Accomplishment**  
as of December 31, 2023


Output indicator	Appropriations (in PHP million)	Utilization Rate (%)	Target OWPA (%)	Actual OWPA (%)	Slippage (%)
<b>1. Design Phase- Submission of Detailed Engineering Design</b>	29.09	100	57.16	13.00	- 44.16
<b>2. Construction Phase- The details of the structures, civil works, plant equipment and others will be updated upon finalization of DED</b>	259.60				Not yet started
<b>3. Process Proving Phase- The plant will operate at its performance guarantee of 30 MLD, passing National Standards for drinking water production cost of Php5.00/cu.m.</b>	31.38				Not yet started
<b>TOTAL</b>	<b>320.00</b>				

#### **C. OBSERVATION**


There was a delay in the approval of the DED due to the thorough review of the MTWD Design and Build Committee to ensure that it is compliant with the Employer's requirement as per bidding documents and Terms of Reference.

#### **D. RECOMMENDATION**


The MTWD to require the contractor to submit a catch-up plan as per program schedule to complete the project within the contract duration.



Staff of the contractor conducting a survey in the area



Ongoing construction of access roads leading to the proposed water treatment plant



Staff of MTWD and the contractor during the substantive review of their ECC application. Below are the participants during the technical and public scoping activities.





# LOCALLY-FUNDED PROGRAMS AND PROJECTS

RPMES Annual Report  
**2023**

The logo for RPMES features a stylized sun with yellow rays on the left. A red curved line forms a partial circle around the sun. A green line forms a wave-like shape below the red line. A blue wavy line is at the bottom. The year '2023' is written in large black font, with the green wave passing through the '2' and '3'.



# **Agriculture Development**

## 1. DIBULUAN RIVER IRRIGATION PROJECT

### A. PROJECT PROFILE

Location	: San Agustin, Isabela
Implementing Agency	: National Irrigation Administration
Project Cost	: PHP827.86 million
Implementation Period	: CY 2012 - CY 2023

### B. IMPLEMENTATION STATUS

As of December 31, 2023, the Dibuluan River Irrigation Project (DIRIP) achieved and Overall Weighted Physical Accomplishment of 97.67 percent, with a negative slippage of 0.12 percent. Target from 2012 to 2022 has been completed while 2023 targets are ongoing with 61.39 percent accomplishment. The fund utilization rate was recorded at 96.56 percent.

For FY 2023, one contract has already been completed while three contracts are suspended due to high water level caused by continuous rain in the area. Table 6 below shows the status of implementation of the project as of December 31, 2023.

**Table 9: Status of the Dibuluan River Irrigation Project**  
as of December 2023

Year	Appropriations (in PHP Million)	Utilization Rate (%)	Target OWPA (%)	Actual OWPA (%)	Slippage (%)
<b>2023</b>	50.00	46.31	3.83	3.71	- 0.12
<b>2022</b>	70.00	98.23	8.46	8.46	0
<b>2021</b>	23.21	100	2.80	2.80	0
<b>2020</b>	28.36	100	3.43	3.43	0
<b>2020</b>	5.06	100	0.61	0.61	0
<b>2018</b>	83.58	100	10.10	10.10	0
<b>2017</b>	59.71	100	7.21	7.21	0
<b>2016</b>	84.25	100	10.18	10.18	0
<b>2015</b>	33.89	98.88	4.09	4.09	0
<b>2014</b>	205.49	100	24.82	24.82	0
<b>2013</b>	92.15	100	11.13	11.13	0
<b>2012</b>	92.15	100	11.13	11.13	0
<b>Total</b>	<b>827.86</b>	<b>96.56</b>	<b>97.79</b>	<b>97.67</b>	<b>- 0.12</b>



Ongoing construction of rectangular inclined drop and closed conduit barrel

### C. OBSERVATIONS

- The project is dependent on favorable weather condition since access to the project site involves crossing of a river. The swelling of river level due to rains prevents the transport of materials and equipment at the site.
- Variations orders are applied for the revised output indicators.

### D. RECOMMENDATIONS

- Major work activities should be undertaken during summer season to prevent delays due to adverse weather condition. Require the contractor to deploy additional equipment and workforce in the area and implement an approved catch-up plan to fast-track construction activities.
- NIA should sustain its effective coordination with the Isabela Irrigation Management Office and penalize delinquent contractors, if necessary.
- NIA should regularly report project implementation issues and concerns to the RPMC for the conduct of problem-solving sessions to facilitate project implementation.



Ongoing canalization works of Dibulan River Irrigation Project

## 2. NASSIPING PUMP IRRIGATION PROJECT

### A. PROJECT PROFILE

Location	: Gattaran, Cagayan
Implementing Agency	: National Irrigation Administration
Project Cost	: PHP535.36 million
Implementation Period	: CY 2015 - 2022

### B. IMPLEMENTATION STATUS

The Nassiping Pump Irrigation Project Phase 1 (NPIP) achieved an Overall Weighed Physical Accomplishment of 99.01 percent with a negative 0.99 percent slippage and recorded an 89.39 percent fund utilization rate. The CY 2022 targets are still ongoing with 96.48 percent accomplishment rate. The negative slippage was due to the variation order to accommodate the request of farmers to construct additional drainage structure. The request emanated from the flooding that was experienced during rainy season on said site.

**Table 10: Status of the Nassiping Pump Irrigation Project**  
as of December 2023

Year	Appropriations (in PHP million)	Utilization Rate (%)	Target OWPA (%)	Actual OWPA (%)	Slippage (%)
<b>2022</b>	150.00	62.98	28.02	27.03	- 0.99
<b>2020</b>	4.05	100.00	0.76	0.76	0
<b>2018</b>	30.79	99.17	5.75	5.75	0
<b>2017</b>	240.55	99.99	44.93	44.93	0
<b>2016</b>	94.96	100.00	17.74	17.74	0
<b>2015</b>	15.00	93.44	2.80	2.80	0
<b>Total</b>	<b>535.36</b>	<b>89.39</b>	<b>100.00%</b>	<b>99.01%</b>	<b>- 0.99</b>

### C. OBSERVATION

- The project was delayed due to variation order that emanated from the request of the farmer beneficiaries that experienced flooding from the canal. This indicates that the canal could not contain the discharge of water especially during rainy season.

### D. RECOMMENDATION

- NIA to consider during design stage of projects the flooding situation in the area to determine the size and level of the canal to be built in order not to encounter the same problem in the near future.



Ongoing construction of canal lining at km 13 main canal and CHB lining at Lateral A

### 3. TUMAUNINI RIVER MULTI-PURPOSE PROJECT (PRELIMINARY ACTIVITIES)

#### A. PROJECT PROFILE

Location	: Tumauni, Isabela
Implementing Agency	: National Irrigation Administration
Project Cost	: PHP671.60 million
Implementation Period	: 2018-2023

#### B. IMPLEMENTATION STATUS

The Tumauni River Multi-Purpose Project (TRMP) pushed through its preparatory activities that involves the construction of access roads, gabion works, water system for office building, box culverts and gravelling of access roads. With the approval of Special Use Agreement in Protected Areas (SAPA), contract works resumed in December 18, 2023. At the end of the year, the project achieved an actual Overall Weighted Physical Accomplishment of 81.19 percent, a bit higher than the target by 0.65 percent. The fund utilization rate was reported at 80.82 percent.

**Table 11: Status of the Tumauni River Multi-Purpose Project**  
as of December 2023

Year	Appropriations (in PHP million)	Utilization Rate (%)	Target OWPA (%)	Actual OWPA (%)	Slippage (%)
<b>2023</b>	10.00	1.29	0.50	0.77	0.27
<b>2022</b>	150.00	35.59	6.76	6.65	-0.11
<b>2021</b>	135.00	89.77	19.37	18.66	-0.72
<b>2020</b>	130.66	93.46	17.28	18.49	1.21
<b>2019</b>	195.95	100	29.18	29.18	0.00
<b>2018</b>	49.99	100	7.44	7.44	0.00
<b>Total</b>	<b>671.601</b>	<b>80.82</b>	<b>80.54%</b>	<b>81.19%</b>	<b>0.65%</b>



TRMP targets for 2018 and 2019 were already completed which involved the construction of Project Management Office building, motorpool building, water system, relocation of affected houses, gravelling of 5.94 kilometers access roads 1 and 2 and its structures, and construction of 7.69 kilometers canal with structures.



Preparatory works funded from 2020-2023 were suspended prior to the approval of Special Use Agreement in Protected Areas (SAPA) and tree cutting permit from DENR Region 2 since the project site is located inside the Tumauni Watershed Natural Park.

The application for the revised SAPA was submitted to DENR Central Office on October 25, 2022 and was finally approved on December 18, 2023.

With the approval of the SAPA, the CY 2020 and 2021 contracts resumed however, the unworkable project site brought by intermittent rain forced the suspension of works.

For CY 2022, only the gabion works moved with the completion of 10,991 cubic meters. Other works such as the access road and CHB ditch construction has just started. The preparation of variation orders where the revised output indicators will be based is now ongoing.

Also, for CY 2023, only one contract has been completed which is the construction of perimeter fence however, payment is deferred due to some defects observed by the inspectorate team. For this, the repair works of the damaged sections are now ongoing. The other contract is undergoing the preparation of variation order since during the implementation, the contractor encountered solid rocks in the project site that hindered the construction activities.

### **C. OBSERVATION**

- The approval of the SAPA from DENR Central Office enabled the resumption of the suspended activities of the project from 2020-2023. However, some contracts were again suspended due to unforeseen events such as unworkable site condition and solid rocks that prevented construction activities on site.

### **D. RECOMMENDATIONS**

- Require the contractor to implement a catch-up plan and corrective measures for its delayed activities and increase the number of its workforce and equipment at the project site to meet the targets based on approved schedule.
- NIA should elevate to the RPMC any implementation bottlenecks that could not be resolved at their level, if necessary.



Newly completed access roads structures of Tumauni Multi-purpose Project

# **SOCIAL REFORM AND COMMUNITY DEVELOPMENT**

## **SOCIAL REFORM AND COMMUNITY DEVELOPMENT**

### **1. PANTAWID PAMILYANG PILIPINO PROGRAM (4PS)**

#### **A. PROJECT PROFILE**

Location	: Provinces of Cagayan, Isabela, Nueva Vizcaya and Quirino
Implementing Agency	: Department of Social Welfare and Development
Project Cost	: PHP2.74 billion (2023)
Implementation Period	: 2008 - present

#### **B. IMPLEMENTATION STATUS**

The Pantawid Pamilyang Pilipino Program (4Ps) was allocated a budget of PHP2.74 billion in 2023 for the four provinces of the region. The program disbursed 70.07 percent amounting to PHP1.92 billion which was used for cash grants to 122,486 total households. This figure is 5.18 percent more than the target of 116,455 households.

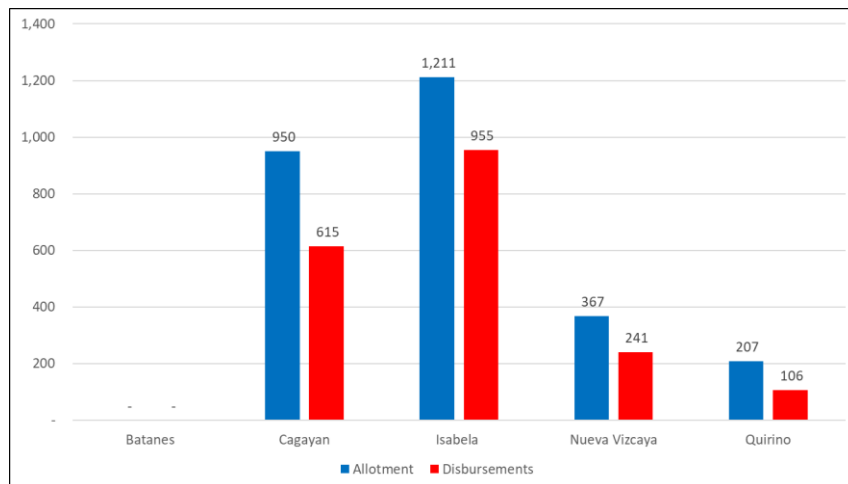
Isabela province received the highest disbursement of funds with PHP954.9 million and had the most beneficiaries with 60,556 households. Cagayan followed with 39,465 beneficiaries and a fund disbursement of PHP615.16 million. Quirino had the smallest coverage with 6,950 beneficiaries and a fund disbursement of PHP105.6 million. Out of the total beneficiaries, 20,204 were males, while 102,282 were females, indicating the program's focus on women.

On financial accomplishment, the variance in disbursement can be attributed to several reasons including households rejecting accounts, unclaimed cash cards, and high number of newly registered households that have not yet been provided cash cards.

Overall, the program successfully achieved its targets in the region by providing conditional cash transfers to over 100,000 low-income households, particularly women. The extensive coverage indicates the effectiveness of the 4Ps in providing poverty alleviation assistance.



**Figure 3. 2023 4Ps Allotment vs. Disbursements (in PHP Million)  
as of December 2023**



### **Conduct of Ceremonial Graduation for Exiting Household Beneficiaries**

In 2023, a total of 4,333 households successfully graduated from the 4Ps across four provinces in the region. These household graduates represented families who have met the conditions of the 4Ps and have improved their economic status, enough to exit the program.

The largest number of graduating households came from Cagayan province, with 1,644 households exiting the program. Isabela followed closely behind with 1,431 graduating families. In Quirino and Nueva Vizcaya provinces, 467 and 791 households, respectively exited the program after fulfilling the requirements.

Graduation ceremonies were held in every province to acknowledge the important accomplishment of these households in achieving greater self-sufficiency and overcoming poverty. The ceremonies not only marked their graduation but also aimed to encourage ongoing progress and remind graduates of the skills and capabilities acquired through the 4Ps to sustain their improved status. Many graduates expressed pride in their achievements and gratitude for the chance to improve their families' well-being.

### **C. OBSERVATION**

- The recent increase in physical accomplishments is primarily driven by two factors: mass reactivation of eligible households identified as non-poor in Listahanan 3 and the registration and activation of new household replacements.

### **D. RECOMMENDATION**

- Maintain continuous efforts in encoding and activating new household replacements, while collaborating with the Land Bank of the Philippines to expedite the release of grants and cash cards to households lacking them.



Isabela Province hosting the Pugay Tagumpay ceremony in celebration of the graduation of 155 4Ps beneficiaries and 39 recipients of the Expanded Student's Grants-in-Aid Program for Poverty Alleviation on July 21, 2023.



DSWD FO2 staff after validating the eligibility of 438 potential beneficiaries from Batanes that were identified as "poor" in their Listahanan 3.

## 2. SUSTAINABLE LIVELIHOOD PROGRAM

### A. PROJECT PROFILE

Location	: Regionwide
Implementing Agency	: Department of Social Welfare and Development
Project Cost	: PHP108.502 million (2023)
Implementation Period	: Started in 2020 (continuing)

### B. IMPLEMENTATION STATUS

The Sustainable Livelihood Program (SLP) of DSWD was aimed to assist 7,234 beneficiaries. The program was allocated a total of PHP108.5 million to cover the assistance for the target beneficiaries. Of this amount, PHP108.32 million was already disbursed, reflecting a fund utilization rate of 99.84%. A total of 7,462 beneficiaries were also served, which exceeds the target by 3.15%. Of these beneficiaries, 1,578 were male while 5,884 were female. Most of the beneficiaries served come from Isabela province with 4,205, followed by Cagayan with 1, 504 and Batanes with 70.

The program was able to serve more beneficiaries than expected due to efficient fund utilization. The cost per beneficiary was set at PHP15,000 however, said amount was not fully released to beneficiaries given that the grant varies based on individual project proposals and assessments made by the Field Project Development Officers.

### C. OBSERVATIONS

- More beneficiaries were assisted under the program since the amount of PHP15,000 was not fully released to target beneficiaries, resulting in higher physical accomplishment. The subsidy is based on the assessed project proposals from the participants.
- Community Mobilization Funds under the Zero Hunger Program was also used to serve two additional walk-in beneficiaries, thereby increasing the total number served.

### D. RECOMMENDATION

- DSWD RFO2 to continue collaborating with partner agencies for the successful implementation of the program.



PDO Junette Adduru releasing the Emergency Relief Subsidy (ERS) to one of the affected rice retailers in Tuguegarao City during the Cash Assistance for Micro-Rice Retailers Pay-out held at DSWD FO2 Gymnasium on 14 September 2023.

Binobongan Timpuyog SLPA from Allacapan, Cagayan, an organized SLPA through the implementation of EO70 in the Conflict and Vulnerable Areas harvesting fresh Tilapia from their projects.



### 3. SOCIAL PENSION PROGRAM

#### A. PROJECT PROFILE

Location	: Regionwide
Implementing Agency	: Department of Social Welfare and Development
Project Cost	: PHP1,466.586 million (2023)
Implementation Period	: Started in 2010 (continuing)

#### B. IMPLEMENTATION STATUS

The Social Pension Program (SPP) effectively disbursed 99.49% of its PHP1,466.59 million allocated budget in CY 2023, providing a total of PHP1,459.06 million to impoverished senior citizens in the region. For CY 2023, the program allocated funds in two equal disbursements. In the first semester, it almost accomplished its target of assisting 244,431 beneficiaries, providing financial support amounting to PHP732.369 million to 244,123 senior citizens. However, in the second semester, the program slightly fell short of its target, disbursing only PHP726.690 million to 242,230 out of the 244,431 target beneficiaries. The reasons for the slight shortfall of implementation include the following:

- Failure of some target beneficiaries to appear and collect their pension during payout periods;
- Beneficiaries transferring to another residence without informing DSWD;
- Beneficiaries temporarily away from their hometown for medical treatment; and
- Deceased beneficiaries.

**Table 12. Distribution of Social Pension, by Province**  
as of December 31, 2023

Province	1st Semester		2nd Semester	
	Disbursement (in PHP million)	No. of Beneficiaries	Disbursement (in PHP million)	No. of Beneficiaries
Batanes	4.45	1,482	4.28	1,426
Cagayan	261.63	87,211	258.93	86,310
Isabela	340.01	113,338	338.47	112,823
Nueva Vizcaya	83.34	27,781	82.48	27,494
Quirino	42.93	14,311	42.53	14,177
<b>Total</b>	<b>732.36</b>	<b>244,123</b>	<b>726.69</b>	<b>242,230</b>



### C. OBSERVATIONS

- Reasons for the shortfall of implementation of the program still persist to date. However, DSWD is still working with LGU partners to refer possible beneficiaries of the program.
- Limited number of staff complement affects the distribution of social pension to Senior Citizens.
- The recently improved Regional Social Pension Information System (SPIS) was utilized to its fullest potential. The SPIS made generating Certificates of Eligibility and payrolls faster, enabled the tagging of paid and unpaid beneficiaries, allowed for easy updates of data and replacements, and streamlined the de-duplication process for newly added beneficiaries.

### D. RECOMMENDATIONS

- Continuous regular coordination and orientation activities should be conducted with partner LGUs, Municipal Social Welfare Development Offices, and other stakeholders. Strong coordination and open communication channels are essential for the successful implementation of the program.
- DSWD to propose for additional staff to help in the regular updating of list of beneficiaries and distribution of cash grants to Senior Citizens.



Eufemia B. Pagarigan, 79, receiving her 6,000 pesos stipend for the first half of CY 2023 during the payout on Jan. 26 in Calog Sur, Abulug, Cagayan. In middle right is her daughter alongside PDO I Ruby Soriano [left] and OSCA Head Pacita Alconcher [middle left].



PDO I Kristine Donato orienting the 217 beneficiaries at Brgy. Bagu in Pamplona town on the doubled amount of stipend they will be receiving.

#### **4. SUPPLEMENTARY FEEDING PROGRAM**

##### **A. PROJECT PROFILE**

Location	: Regionwide
Implementing Agency	: Department of Social Welfare and Development
Project Cost	: PHP161.481 million (2023) – 13 <sup>th</sup> Cycle
Implementation Period	: Started in 2010 (continuing)

##### **B. IMPLEMENTATION STATUS**

The Supplementary Feeding Program (SFP) 13th Cycle for School Year 2023-2024 was allotted a total of PHP161.48 million for the provinces of Batanes, Cagayan, Isabela, Nueva Vizcaya, and Quirino. By December 31, 2023, the program had utilized the entire amount allocated to it. The funds were released, obligated, and disbursed, resulting in a 100% utilization rate. The program aimed to provide nutritious meals for 120 days to 89,712 Child Development Centers (CDCs) and Supervised Neighborhood Plays (SNPs). As of the same date, 90,082 or 100.41% of the targeted CDCs and SNPs had received the meals.

Overall, the feeding program met its target of providing nutritious meals to children, higher by 0.41 percent. Other LGUs have also allotted additional funds for their own local feeding program.

##### **C. OBSERVATION**

- Several Local Government Units (LGUs) are late in submitting their reports for the Supplementary Feeding Program.

##### **D. RECOMMENDATION**

- The Department of Social Welfare and Development (DSWD) to assist and follow up with concerned LGUs for the submission of necessary reports.



Provision of hot meals to school children in Centro West CDC, Ballesteros, Cagayan



Provision of hot meals to children in Nanauatan CDC, Rizal, Cagayan



Provision of hot meals in Zone II CDC, San Mariano, Isabela

# Environmental Development



## 1. EXPANDED NATIONAL GREENING PROGRAM

### A. PROJECT PROFILE

Location : Regionwide

Implementing Agency : Department of Environment and Natural Resources Region 2

Project Cost (FY 2023) : PHP62.3714 million

Fund Source : GAA

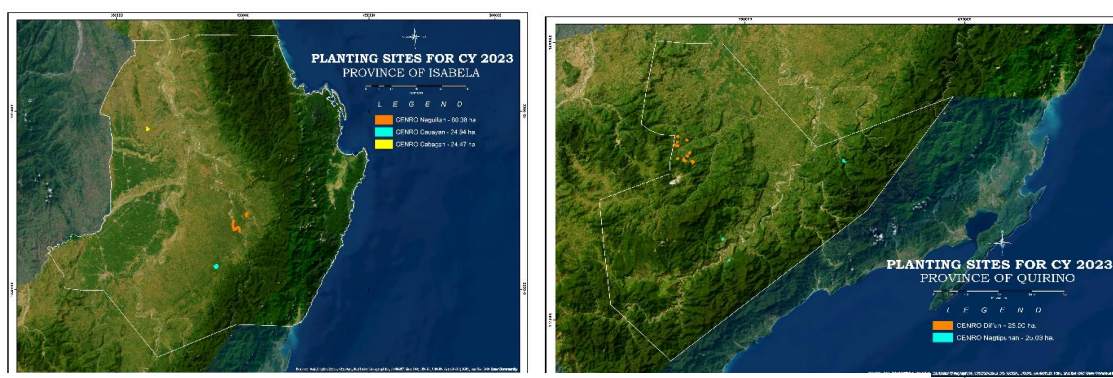
Implementation Period : CY 2023

### B. IMPLEMENTATION STATUS

As of December 31, 2023, the expanded National Greening Program (eNGP) achieved all its physical targets such as Survey, Mapping and Planning; Seedling Production; Plantation Establishment; and Monitoring and Maintenance. The seedling production exceeded its target by 18 percent and a fund utilization of 76 percent.

#### i) Survey, Mapping and Planning

The eNGP initially conducts Survey, Mapping and Planning (SMP) which involves site evaluation, community consultation and delineation of the covered area. The detailed site assessment ensures suitability of the plantation area for higher survival rate of planted seedlings. This activity concurs with the FMB Technical Bulletin No. 1-B or the Revised Guidelines on Surveying, Mapping and Planning.



NGP sites that underwent Survey, Mapping and Planning

**Table 13: Areas of completed SMP by CENRO/PENRO**  
as of December 31, 2023

<b>PENRO/CENRO</b>	<b>LOCATION</b>	<b>TARGET</b> (hectares)	<b>ACTUAL</b> (hectares)	<b>%</b> <b>ACCOMP.</b>
<b>CAGAYAN</b>		<b>32</b>	<b>32</b>	<b>100%</b>
Alcala	Cabuluan, Alcala	32	32	100%
<b>ISABELA</b>		<b>110</b>	<b>110</b>	<b>100%</b>
Cabagan	Carmencita, Delfin Albano	25	25	100%
Cauayan	Rizal, San Francisco and Burgos, San Guillermo	25	25	100%
Naguilian	Gangalan, Ueg, and Macayucayu	60	60	100%
<b>NUEVA VIZCAYA</b>		<b>39</b>	<b>39</b>	<b>100%</b>
Aritao	San Fabian, Kayapa	18	18	100%
Bayombong	Decabacan, Diadi	3	3	100%
Dupax	Munguia Sitio Ilang-ilang, Dupax del Norte	18	18	100%
<b>QUIRINO</b>		<b>50</b>	<b>50</b>	<b>100%</b>
Diffun	Tucod, Cabarroguis	25	25	100%
Nagtipunan	Villa Garcia, Maddela	25	25	100%
<b>TOTAL</b>		<b>231</b>	<b>231</b>	<b>100%</b>

Source: DENR RO2 2023 Accomplishment Report

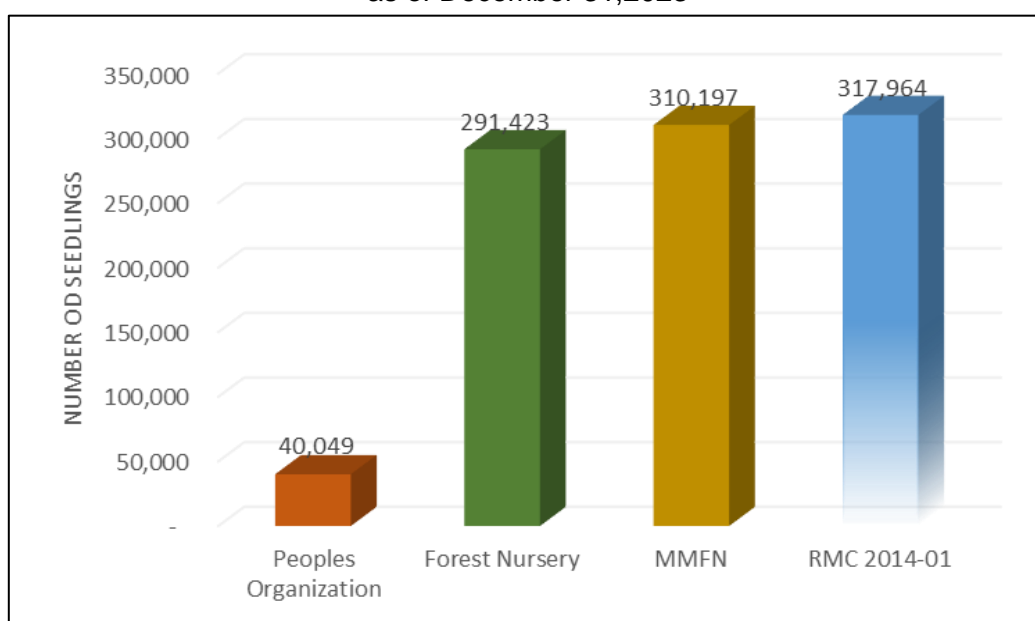
## ii) Seedling Production

In partnership with Peoples Organizations, a total of 40,049 bamboo propagules were produced, exceeding the target of 34,068 by 18 percent. These bamboo propagules will be planted in watershed areas of about 167 hectares.

Also, a total of 931,203 seedlings of forest and fruit-bearing tree species such as raintree, mahogany, gmelina, narra, ipil, tuai and rambutan were produced in the Modernized and Mechanized Forest Nursery (MMFN) in Solana, Cagayan; Clonal Nursery at Rogelio B. Baggayan (RBB) Park; and PENRO and CENRO Nurseries. Moreover, employees of the DENR initiated the production of seedlings in compliance to Memorandum Circular 2014-01. These seedlings were used for replanting in NGP sites with low survival rates, and tree planting activities of DENR, other government agencies and various stakeholders in the region.



**Figure 4: Seedling Production by Source**  
as of December 31,2023



Source: DENR RO2

### iii) Plantation Establishment

Eight sites with a total area of 167 hectares were developed and planted with 34,068 bamboo propagules. The province of Isabela has the largest area planted with 110 hectares, followed by Quirino with 50 hectares, and Nueva Vizcaya with 7 hectares.

**Table 14: Status of Plantation Establishment in Region 2**  
as of December 31, 2023

PENRO/CENRO	TARGET		ACTUAL		ACCOM. (%)
	Area (ha)	No. of Seedlings	Area (ha)	No. of Seedlings Planted	
<b>ISABELA</b>	<b>110</b>	<b>22,440</b>	<b>110</b>	<b>22,440</b>	<b>100%</b>
Cabagan	25	5,100	25	5,100	100%
Cauayan	25	5,100	25	5,100	100%
Naguilian	60	12,240	60	12,240	100%
<b>NUEVA VIZCAYA</b>	<b>7</b>	<b>1,428</b>	<b>7</b>	<b>1,428</b>	<b>100%</b>
Aritao	2	408	2	408	100%
Bayombong	3	612	3	612	100%
Dupax	2	408	2	408	100%
<b>QUIRINO</b>	<b>50</b>	<b>10,200</b>	<b>50</b>	<b>10,200</b>	<b>100%</b>
Diffun	25	5,100	25	5,100	100%
Nagtipunan	25	5,100	25	5,100	100%
<b>TOTAL:</b>	<b>167</b>	<b>34,068</b>	<b>167</b>	<b>34,068</b>	<b>100%</b>






Bamboo plantation established in Carmencita, Delfin Albano, Isabela



Map showing the established plantation CY 2023

#### iv) Monitoring and Maintenance

In ensuring higher survival rate of planted seedlings, monitoring and maintenance are regularly undertaken which include strip brushing, ring weeding, fertilizer application, establishment of firelines/ firebreaks and foot patrols. As of December 31, 2023, a total of 10,121 hectares of established plantations were maintained and protected by PO beneficiaries, broken down as follows: 2021 plantation- 6,371 hectares; 2022 plantation- 3,583 hectares; and 2023 plantation- 167 hectares.

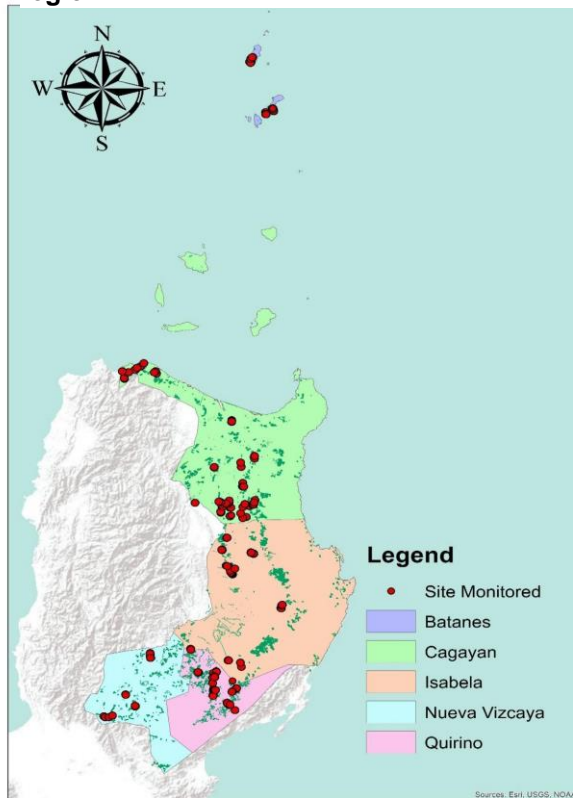


Members of the Peoples Organization conduct maintenance of planted seedlings

The expanded NGP provided jobs to 100 forestry professionals as technical staff, extension officers, database management officer and financial staff in the whole region. The project also provided income to 1,937 beneficiaries from seedling production, planting, maintenance and protection of established plantations of which 24 percent or 470 are females.

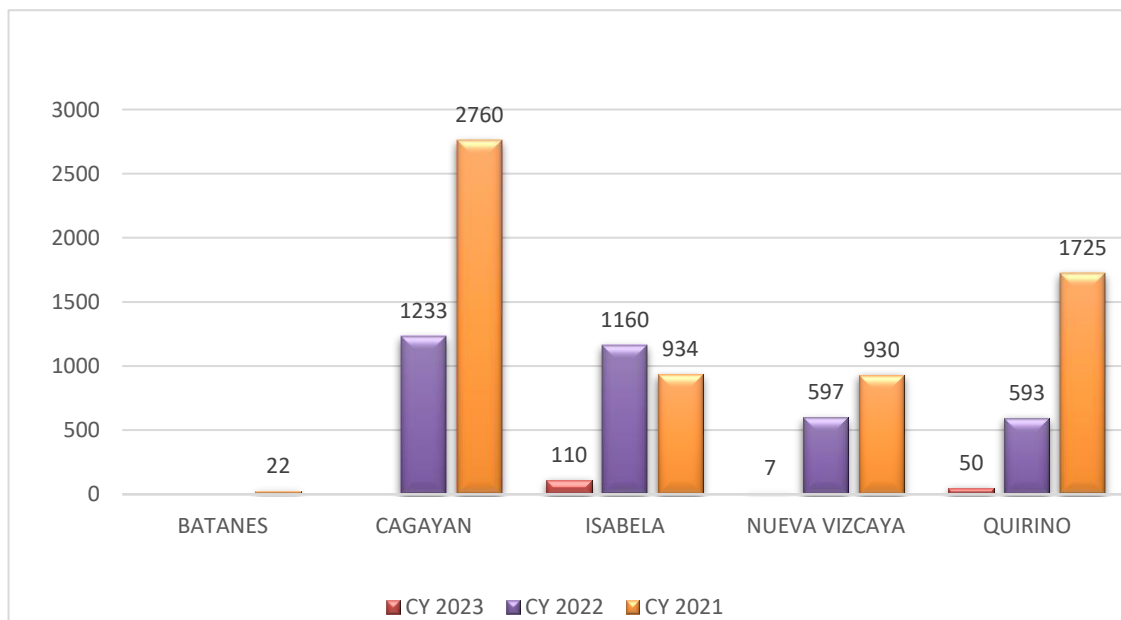


**Figure 5: Map showing the location of NGP sites monitored by extension offices in the region.**



Validation of planted sites by the technical field staff of DENR

**Figure 6: Area Maintained and Protected, by Province**



**Table15: Jobs Generated by NGP, per PENRO**

PENRO OFFICE	NO. OF JOBS GENERATED	NO. OF PERSONS EMPLOYED		
		Male	Female	TOTAL
CAGAYAN	718	562	156	718
ISABELA	183	131	52	183
NUEVA VIZCAYA	123	80	43	123
QUIRINO	913	694	219	913
<b>TOTAL</b>	1,937	1,467	470	1,937

Another major activity of eNGP was the conduct of Communication, Education and Public Awareness among community beneficiaries to gain their support and commitment by embracing the objectives of the project. For 2023, 10 Memorandum of Agreements (MOA) and Letter of Agreements (LOA) with Peoples Organizations were executed with the participation of 230 family-beneficiaries.

The use of Geographical Information System (GIS) in the monitoring and maintenance of eNGP provided the technical staff the technological advancement in effectively analyzing the current situation of the established plantations. Forty-seven personnel were trained on GIS and Data management in 2023.

### **C. OBSERVATIONS**

- The financial utilization rate was recorded at 76 percent which did not match the physical accomplishment of 100 percent.
- Part of the unobligated /undisbursed budget is allocated for the 3<sup>rd</sup> party assessment of NGP Graduated sites. The delay of implementation was due to the late provision of guidelines by the Forest Management Bureau.

### **D. RECOMMENDATION**

- The DENR to fast-track the payment of billing collection of Peoples Organizations involved in the eNGP to encourage them to work more efficiently for the successful implementation of the program.

# Infrastructure Development

## 4. INFRASTRUCTURE DEVELOPMENT

### 4.1. Tourism Road Infrastructure Program (TRIP) - DOT-DPWH Convergence Program

#### A. PROJECT PROFILE

Location	: Regionwide
Implementing Agency	: Department of Public Works and Highways
Total Project Cost	: PHP2.099 billion
• FY 2021	: PHP667.905 million
• FY 2022	: PHP748.027 million
• FY 2023	: PHP674.913 million
Implementation Period	: FY 2021-2023

#### B. IMPLEMENTATION STATUS

The tourism sector saw a rebound of tourists in the region as a result of the revenge travels from both local and international tourists. Based from the 3<sup>rd</sup> Quarter Quarterly Regional Economic Situationer, the region surpassed the pre-pandemic tourist arrivals with 838,342 guests. Of this figure, domestic tourists comprised 91 percent of the arrivals with mere 0.4 percent foreign tourists, bringing in PHP2.03 billion in the region. The improvement of access roads contributed to the influx of tourists as more tourist sites can be conveniently reached by any type of vehicle.

By the end of 2023, 42 tourism projects were completed. Among these projects is the construction of road leading to Valugan boulder beach in Batanes, a major tourist attraction in the province. Several access roads leading to tourist destinations in Cagayan such as the Aridar Cave, Bagsang Falls, Amunitan beach, Cabanbanan Cave, Mount Cagua, Tallag beach, all in Gonzaga; Tanglagan Falls in Gattaran; and Boacag and Sinago Coves in Sta Ana. Several access roads were also constructed in Nueva Vizcaya leading



San Jacinto-Esquivel Road leading to Plaza Patring Falls in Quezon, Nueva Vizcaya

to Lower Magat Ecotourism Park and Mount Pulag. In Quirino, roads leading to Asaklat Cave, Bantay Lakay, Ganano Falls, Governor's Rapids and Dibiwen Falls were also completed. The increase in the number of visitors to these sites is attributed to the completion of these road projects.

For FY 2021 to 2023, a fund utilization rate of 95.13 percent was achieved with an Overall Weighted Physical Accomplishment of 99.79 percent, registering a positive 0.20 percent positive slippage. Of the 149 projects, 148 were already completed with one ongoing project.

**Table 16: Status of TRIP Projects, FY 2021-2023**  
as of December 31, 2023

Year	Appropriations (in PHP million)	Fund Utilization (%)	Physical Accomplishment		
			Target OWPA (%)	Actual OWPA (%)	Slippage
2021	667.905	96.83	100	100	0
2022	748.027	95.71	100	100	0
2023	674.913	92.79	98.73	99.36	0.63
Total	<b>2,099.00</b>	<b>95.13</b>	<b>99.59</b>	<b>99.79</b>	<b>0.20</b>

## 4.2. Roads Leveraging Linkages of Industry and Trade (ROLL-IT)

### A. PROJECT PROFILE

Location	: Regionwide
Implementing Agency	: Department of Public Works and Highways
Project Cost	: PHP2.82 billion
<ul style="list-style-type: none"> <li>• FY 2021</li> <li>• FY 2022</li> <li>• FY 2023</li> </ul>	<ul style="list-style-type: none"> <li>: PHP1.296 billion</li> <li>: PHP849.25 million</li> <li>: PHP674.91 million</li> </ul>
Implementation Period	: CY 2021-2023

### B. IMPLEMENTATION STATUS

Improved accessibility provides efficient transportation of agricultural products to trading areas and lower wastages due to spoilage thus, higher income for farmers. Hence, the government has continuously undertaken the concreting of farm-to-markets roads leading to far-flung areas where production sites are located.



Concreted Farm-to-Market Road leading to Barangay Bone South, Aritao, Nueva Vizcaya



Timely delivery of produce also secure supply for the increasing demand of consumers as the economy is recovering from the slumped brought by COVID 19. Of the total amount of PHP2.82 billion granted to Region 2 from FY 2021 to 2023, a utilization rate of 94.96 percent was achieved with an Overall Weighted Physical Accomplishment (OWPA) of 99.79 percent, ahead of schedule by 0.15 percent. As of December 31, 2023, 198 were already completed, two are still ongoing while one has not started yet.

**Table 17: Status of ROLL-IT Projects, FY 2021-2023**  
as of December 31, 2023

Year	Fund Appropriations (in PHP million)	Fund Utilization (%)	Physical Accomplishment		
			Target OWPA (%)	Actual OWPA (%)	Slippage
2021	1,296.00	94.84	100	100	0
2022	849.252	96.88	100	100	0
2023	674.913	92.79	98.73	99.36	0.63
Total	2,820.19	94.96	99.58	99.79	0.15

### 4.3. CAMALANIUGAN BRIDGE PROJECT

#### A. PROJECT PROFILE

Location : Camalaniugan and West Aparri, Cagayan

Implementing Agency : Department of Public Works and Highways

Project Cost : PHP1.306 billion

- FY 2019 : PHP350.00 million
- FY 2020 : PHP200.00 million
- FY 2021 : PHP148.00 million
- FY 2022 : PHP107.53 million
- FY 2023 : PHP500.00 million

Implementation Period: CY 2019-2023

## B. IMPLEMENTATION STATUS

The Camalaniugan bridge is a Design and Build Project under a Multi-year Contractual Authority (MYCA) from 2018-2023. This bridge project will cross the Cagayan River from Camalaniugan to the western side of Aparri and will serve as an alternate route to the Magapit Suspension bridge.

The project has been in full swing and was able to complete all its targeted accomplishments from 2019-2023. It achieved a 96.49 percent utilization rate and an Overall Weighted Physical Accomplishment (OWPA) of 100 percent for its targets from 2019-2023.

The project received an appropriation of PHP676.630 million for FY 2024 implementation.



Photo Source: DPWH2



RPMC conducting Field Monitoring Visit of the ongoing Camalaniugan bridge project.

**Table 18: Status of the Camalaniugan Bridge Project**  
as of December 31, 2023

Year	Appropriations (in PHP million)	Fund Utilization (%)	Target OWPA (%)	Actual OWPA (%)	Slippage
2019	350.00	96.50	100	100	0
2020	200.00	96.50	100	100	0
2021	148.00	96.50	100	100	0
2022	107.53	96.50	100	100	0
2023	500.00	96.47	100	100	0
Total	1,306.00	94.49	100	100	0

## 4.4. AMULUNG BRIDGE PROJECT

### A. PROJECT PROFILE

Location	: Amulung, Cagayan
Implementing Agency	: Department of Public Works and Highways
Project Cost	: PHP1.045 billion
• FY 2020	: PHP135.00 million
• FY 2021	: PHP210.40 million
• FY 2022	: PHP360.00 million
• FY 2023	: PHP340.00 million
Implementation Period	: CY 2020-2023

### B. IMPLEMENTATION STATUS

The Amulung bridge project is a Multi-Year Contract Authority from 2020-2023. The project that will span the east and west banks of the Cagayan River will link Amulung to other western Cagayan municipalities.

From FY 2020-2023, the project was appropriated with a fund of PHP1,045.445 million and has achieved a utilization rate of 58.30 percent. The targets for FY 2020-2022 have already been completed while FY 2023 Packages 1 and 2 are still ongoing and encountering delays due to the rainy days during the last quarter of the year. The actual Overall Weighted Physical Accomplishment (OWPA) is 81.60 percent with negative 2.25 percent slippage as of December 31, 2023.



RPMC conducting FMV on the ongoing Amulung bridge project

**Table 19: Status of Amulung Bridge Project**  
as of December 31, 2023

<b>Year</b>	<b>Appropriation (in PHP million)</b>	<b>Fund Utilization (%)</b>	<b>Target OWPA (%)</b>	<b>Actual OWPA (%)</b>	<b>Slippage (%)</b>
2020	63.076	96.5	100	100	0
2020	71.924	89.31	100	100	0
2021	210.445	96.42	100	100	0
2022	360.00	57.22	100	100	0
2023 Package 1	140.00	24.09	45.59	40.85	-4.74
2023 Package 2	200.00	20.87	53.64	45.22	-8.42
<b>Total</b>	<b>1,045.00</b>	<b>58.30</b>	<b>83.84</b>	<b>81.60</b>	<b>-2.25</b>

#### **4.5. TUGUEGARAO-SOLANA DIVERSION ROAD**

##### **A. PROJECT PROFILE**

Location : Tuguegarao City, Cagayan

Implementing Agency : Department of Public Works and Highways

Project Cost : PHP864.53 Million

- FY 2018 : PHP103.80 million
- FY 2019 : PHP120.50 million
- FY 2020 : PHP105.00 million
- FY 2021 : PHP105.00 million
- FY 2022 : PHP103.55 million
- FY 2023 : PHP100.00 million

Implementation Period : CY 2018-2023

##### **B. IMPLEMENTATION STATUS**

The Tuguegarao-Solana Diversion Road will provide additional alternate link that will ease the traffic congestion in Buntun bridge which comprises of road construction with bridge component. From FY 2018-2023, the project was continuously appropriated with funds amounting to a total of PHP864. 53 million. Targets for 2018-2020 were completed while FY 2022 and FY 2023 Phase 1 has been suspended due to obstruction and right of way issues. Packages 1 and 2 of FY 2023 which is the construction of the bridge component are currently being implemented.

As of December 31, 2023, the project reported a 37.77 percent utilization rate and an Overall Weighted Physical Accomplishment of 49.08 percent with a positive slippage of 4.64 percent.

**Table 20: Status of Tuguegarao-Solana Diversion Road Project**  
as of December 31, 2023

Year	Appropriation (in PHP million)	Fund Utilization (%)	Target OWPA (%)	Actual OWPA (%)	Slippage (%)
2018	115.00	44.03	100	100	0
2019	100.50	95.65	100	100	0
2020	60.00	94.82	100	100	0
2022	84.03	31.01	100	51.29	-48.71
2023 Phase I	200.00	24.15	3.73	25.74	22.01
2023 Package 2	200.00	24.25	8.6	26.5	17.29
2023 Package 1	105.00	0	0.07	1.21	1.14
<b>Total</b>	<b>864.53</b>	<b>37.77</b>	<b>44.45</b>	<b>49.08</b>	<b>4.64</b>



Ongoing bridge construction and completed concrete sections of the Tuguegarao-Solana Diversion Road project



## 4.6. BAMBANG BYPASS ROAD

### A. PROJECT PROFILE

Location	: Bambang, Nueva Vizcaya
Implementing Agency	: Department of Public Works and Highways
Project Cost	: PHP637.852 million
• FY 2018	: PHP103.80 million
• FY 2019	: PHP120.50 million
• FY 2020	: PHP105.00 million
• FY 2021	: PHP105.00 million
• FY 2022	: PHP103.552 million
• FY 2023	: PHP100.00 million
Implementation Period	: CY 2018-2023

### B. IMPLEMENTATION STATUS

The construction of the Bambang Bypass Road once completed will reduce travel time and decongest traffic along the Daang Maharlika in Bambang Nueva Vizcaya. It involves the construction of 4-lane, 13.4 meters carriageway width, 300 mm thickness concrete road including the 30 In.m. Almaguer bridge and RROW acquisition.

From 2018-2023, the project has a total appropriation of PHP637.852 million. A utilization rate of 79.35 percent was achieved with an Overall Weighted Physical Accomplishment of 90.81 percent. Targets from 2018 to 2022 were completed while FY 2023 targets recorded a 41.35 percent accomplishment. However, the project was suspended on October 2, 2023 to date due to revision of plans.



Completed section and ongoing road construction of Bambang bypass road

**Table 21: Status of Bambang Bypass Road Project**  
as of December 31, 2023

<b>Year</b>	<b>Appropriation (in PHP million)</b>	<b>Fund Utilization (%)</b>	<b>Target OWPA (%)</b>	<b>Actual OWPA (%)</b>	<b>Slippage (%)</b>
2018	103.80	76.52	100	100	0
2019	120.50	72.18	100	100	0
2020	105.00	95.95	100	100	0
2021	105.00	92.09	100	100	0
2022	103.552	95.47	100	100	0
2023	160.00	43.43	100	41.35	-58.65
<b>Total</b>	<b>637.852</b>	<b>79.35</b>	<b>100</b>	<b>90.81</b>	<b>-9.19</b>

## 4.7. NAGUILIAN BRIDGE

### A. PROJECT PROFILE

Location : Naguilian, Isabela

Implementing Agency : Department of Public Works and Highways

Project Cost : PHP786.00 million

- FY 2020 : PHP101.00 million
- FY 2021 : PHP285.00 million
- FY 2022 : PHP100.00 million
- FY 2023 : PHP300.00 million

Implementation Period : CY 2020-2023

### B. IMPLEMENTATION STATUS

The project involves the construction of 687.80 linear meters bridge (8 spans@38m=304m; 3 spans @85m=255m; 2 spans@60m=120m) and 512.10 linear meters concreting (2 lanes, 6.7 meter wide) with shoulder improvement, slope protection work, earthworks, drainage structure and other miscellaneous structures. It is a Multi-Year Contract Authority (MYCA) with a total cost of PHP786 million from 2020-2023. An appropriation of PHP249.993 million was approved for FY 2024.



Ongoing construction of the Naguilian Bridge

As of December 31, 2023, the project reported a 95.24 percent fund utilization rate. In addition, all physical targets from 2020-2023 were completed hence, the zero slippage. The overall project completion rate is 83.01 percent and is expected to be completed by August 2024.

**Table 22: Status of Naguilian Bridge Project**  
as of December 31, 2023

<b>Year</b>	<b>Appropriation (in PHP million)</b>	<b>Fund Utilization (%)</b>	<b>Target OWPA (%)</b>	<b>Actual OWPA (%)</b>	<b>Slippage (%)</b>
2020	101.00	86.27	100	100	0
2021	285.00	96.50	100	100	0
2022	100.00	96.50	100	100	0
2023	300.00	96.64	100	100	0
<b>Total</b>	<b>786.00</b>	<b>95.24</b>	<b>100</b>	<b>100</b>	<b>0</b>

#### **4.8. SANTIAGO CIRCUMFERENTIAL ROAD**

##### **A. PROJECT PROFILE**

Location : Santiago City, Isabela

Implementing Agency : Department of Public Works and Highways


Project Cost : PHP939.79 million

- FY 2014 : PHP100.00 million
- FY 2015 : PHP179.632 million
- FY 2016 : PHP40.158 million
- FY 2019 : PHP90.00 million
- FY 2020 : PHP110.00 million
- FY 2021 : PHP110.00 million
- FY 2022 : PHP105.00 million
- FY 2023 : PHP205.00 million

Implementation Period : CY 2014-2023

## B. IMPLEMENTATION STATUS

The Project is divided into four segments of which, Segment 1, the bypass road was already completed. Segments 2 and 3 are yet to be started while Segment 4, a 4-lane road, is already ongoing with a length of 5.819 kilometers. It consists of road opening with road-right-of-way (RROW) acquisition, earthworks removal of unsuitable materials and replacement by granular course materials and embankment, reinforced concrete retaining wall for slope protection and installation of 910-millimeter diameter RC pipes and RC Box culvert in various locations for cross drainage. The 4-lane concrete road includes a concrete bike lane/shoulder and streetlights on both sides, thermoplastic pavement markings and junction improvements.



From 2014-2023, the project has a total appropriation of PHP939.79 million with a reported fund utilization of 85.93 percent and a physical accomplishment of 100 percent. For FY 2024, the project was allocated a budget of PHP155 million.

**Table 23: Status of Santiago Circumferential Road Project**  
as of December 31, 2023

<b>Year</b>	<b>Appropriation (in PHP million)</b>	<b>Fund Utilization (%)</b>	<b>Target OWPA (%)</b>	<b>Actual OWPA (%)</b>	<b>Slippage (%)</b>
2014	100.00	89.50	100	100	0
2015	179.632	84.62	100	100	0
2016	40.158	88.09	100	100	0
2019	90.00	75.61	100	100	0
2020	110.00	84.03	100	100	0
2021	110.00	94.99	100	100	0
2022	105.00	87.07	100	100	0
2023 Package 1	100.00	92.43	100	100	0
2023 Package 2	105.00	85.93	100	100	0
<b>Total</b>	<b>637.852</b>	<b>85.93</b>	<b>100</b>	<b>100</b>	<b>0</b>

## 4.9. TUGUEGARAO WEST DIVERSION ROAD

### A. PROJECT PROFILE

Location	: Tuguegarao City, Isabela
Implementing Agency	: Department of Public Works and Highways
Project Cost	: PHP1.129.00 billion
• FY 2018	: PHP165.00 million
• FY 2019	: PHP110.00 million
• FY 2020	: PHP150.00 million
• FY 2021	: PHP140.00 million
• FY 2022	: PHP240.00 million
• FY 2023	: PHP324.00 million
Implementation Period	: CY 2020-2023

### B. IMPLEMENTATION STATUS

The PHP2.5 billion Tuguegarao West Diversion Road project connects Barangays Carig and Bagay of Tuguegarao City. It is a 4-lane, 13.4 meters carriageway width and 300 millimeters thick concrete road with a total length of 8.6 kilometers.

From FY 2018-2023, the project was allocated a budget of PHP1.129 billion with a reported fund utilization rate of 65.30 percent. As to physical accomplishment, the targets from FY 2018-2022 were already completed. The Overall Weighted Physical Accomplishment as of December 31, 2023 is 87.17 percent with a slippage of negative 6.73 percent. For FY 2024, the project was allocated a budget of PHP185 million.



Completed section of the Tuguegarao West Diversion Road



**Table 24: Status of Tuguegarao West Diversion Road Project**  
as of December 31, 2023

<b>Year</b>	<b>Appropriation (in PHP million)</b>	<b>Fund Utilization (%)</b>	<b>Target OWPA (%)</b>	<b>Actual OWPA (%)</b>	<b>Slippage (%)</b>
2018	165.00	69.14	100	100	0
2019	110.00	58.54	100	100	0
2020	150.00	96.42	100	100	0
2021	140.00	70.69	100	100	0
2022 Package 2	100.00	84.23	100	100	0
2022 Package 3	100.00	84.37	100	100	0
2022 Package 4	40.00	56.86	100	91.1	-8.9
2023 Package 1	110.00	34.38	71.39	40.75	-30.64
2023 Package 2	110.00	47.23	65.99	61.87	-4.12
2023 Package 3	104.00	65.30	100	67.14	-32.86
<b>Total</b>	<b>1,129.00</b>	<b>65.30</b>	<b>93.90</b>	<b>87.17</b>	<b>-6.73</b>

#### **4.10. ITAWES BRIDGE**

##### **A. PROJECT PROFILE**

Location : Tuao, Cagayan

Implementing Agency : Department of Public Works and Highways

Project Cost : PHP146.00 million

- FY 2022 : PHP120.00 million
- FY 2023 : PHP26.00 million

Implementation Period : CY 2022-2023

## B. IMPLEMENTATION STATUS

The PHP729.09 million Itawes Bridge project located in Tuao, Cagayan is a 586-linear meter two-lane concrete bridge traversing the Chico River.

As of December 31, 2023, the project was appropriated a fund of PHP146.00 million fund with 54.93 percent utilization rate. the Overall Weighted Physical Accomplishment of the project stood at 91.24 percent with a negative 8.76 percent slippage. For FY 2024, the project was allocated a budget of PHP10.00 million.



Ongoing construction of Itawes Bridge

**Table 25: Status of Itawes Bridge Project**  
as of December 31, 2023

Year	Appropriation (in PHP million)	Fund Utilization (%)	Target OWPA (%)	Actual OWPA (%)	Slippage (%)
2022	120.00	66.83	100	100	0
2023	26.00	0	100	50.83	- 49.17
<b>Total</b>	<b>146.00</b>	<b>54.93</b>	<b>100</b>	<b>91.24</b>	<b>- 8.76</b>

## 4.11. PINACANAUAN BRIDGE 2 AND APPROACHES

### A. PROJECT PROFILE

Location	: Tuguegarao City, Cagayan
Implementing Agency	: Department of Public Works and Highways
Project Cost	: PHP555.00 million
• FY 2022	: PHP150.00 million
• FY 2023	: PHP405.00 million
Implementation Period	: CY 2022-2023

## B. IMPLEMENTATION STATUS

The PHP 1.7 billion Pinacanauan Bridge 2 project is a two-lane all-weather bridge with a total length of 532.3 linear meters. The project seeks to replace the existing Pinacanauan Overflow bridge which connects Tuguegarao City to Peñablanca and other nearby municipalities.

The project has a total appropriation of PHP555.00 million from FY 2022-2023. As of December 31, 2023, a fund utilization rate of 34.56 percent was reported. For its physical accomplishment, the targets for FY 2022 were already completed while the FY 2023 targets are still ongoing with some work suspensions due to accessibility issues. The Overall Weighted Physical Accomplishment of the project is 27.30 percent with a negative 47.67 percent slippage. For FY 2024, the project has an approved budget of PHP1.264 billion.



Ongoing construction of the Pinacanauan Bridge 2 and Approaches

**Table 26: Status of Pinacanauan Bridge 2 Project**  
as of December 31, 2023

Year	Appropriation (in PHP million)	Fund Utilization (%)	Target OWPA (%)	Actual OWPA (%)	Slippage (%)
2022	150.00	89.14	100	100	0
2023 Phase I	105.00	14.46	87.53	0.43	-87.1
2023 Phase II	300.00	14.30	58.07	0.36	-57.71
<b>Total</b>	<b>555.00</b>	<b>34.56</b>	<b>74.98</b>	<b>27.30</b>	<b>-47.67</b>

## 4.12. SIFFU BRIDGE AND APPROACHES

### A. PROJECT PROFILE

Location	: Roxas, Isabela
Implementing Agency	: Department of Public Works and Highways
Project Cost	: PHP590.00 million
• FY 2019	: PHP100.00 Million
• FY 2020	: PHP110.00 Million
• FY 2021	: PHP50.00 Million
• FY 2022	: PHP130.00 million
• FY 2023	: PHP200.00 million
Implementation Period	: CY 2019-2023

### B. IMPLEMENTATION STATUS

The project is a 4-lane bridge with a length of 331.15 linear meters and approaches of 373.39 meters which crosses the Siffu River. The bridge has 11 spans of 30 meters prestressed concrete girder with a carriageway width of 14.64 meters and clear width shoulder of 1.2 meters and baluster type railings. The bridge project has a total appropriation of PHP590.00 million.

As of December 31, 2023, the project reported a utilization rate of 80.25 percent. The Overall Weighted Physical Accomplishment stood at 82.73 percent with a negative 1.03 percent slippage. The targets from FY 2019-2022 were already completed while FY 2023 targets are still ongoing.



Siffu bridge was opened to motorists while the implementation of the FY 2023 targets is still ongoing.

**Table 27: Status of Siffu Bridge Project**  
as of December 31, 2023

<b>Year</b>	<b>Appropriation (in PHP million)</b>	<b>Fund Utilization (%)</b>	<b>Target OWPA (%)</b>	<b>Actual OWPA (%)</b>	<b>Slippage (%)</b>
2019	100.00	96.50	100	100	0
2020	110.00	96.5	100	100	0
2021	50.00	96.50	100	100	0
2022	130.00	96.50	100	100	0
2023	200.00	48.55	52.10	49.05	-3.05
<b>Total</b>	<b>555.00</b>	<b>80.25</b>	<b>83.76</b>	<b>82.73</b>	<b>-1.03</b>

### **C. OBSERVATION**

- Delays in project implementation and suspension of work were due to revision of plans, RROW issues, unworkable site condition, hard strata and non-availability of funds resulting to delayed payments of contractor's billing collection.

### **D. RECOMMENDATION**

- Since these issues are only encountered on site during project implementation, application of project time extension, implementation of catch-up plan and revised schedule to meet the target accomplishments should be immediately approved and imposed.



## 4.13. HEALTH FACILITY ENHANCEMENT PROGRAM (HFEP)

### A. PROJECT PROFILE

Location	:	Regionwide
Implementing Agency	:	Department of Health (DOH)
Project Cost	:	PHP836.36 million
• FY 2022	:	PHP285.49 million
• FY 2023	:	PHP550.87 million
Implementation Period	:	CY 2022-2024

### B. IMPLEMENTATION STATUS

#### a. CY 2022

For the FY 2022 funded projects, as of December 31, 2023, a total of 80 projects were already completed while 13 are still ongoing. Table below shows the status of implementation of the CY 2022 HFEP projects per province

**Table 28: Status of CY 2022 HFEP Projects, per Province**  
as of 31 December 2023

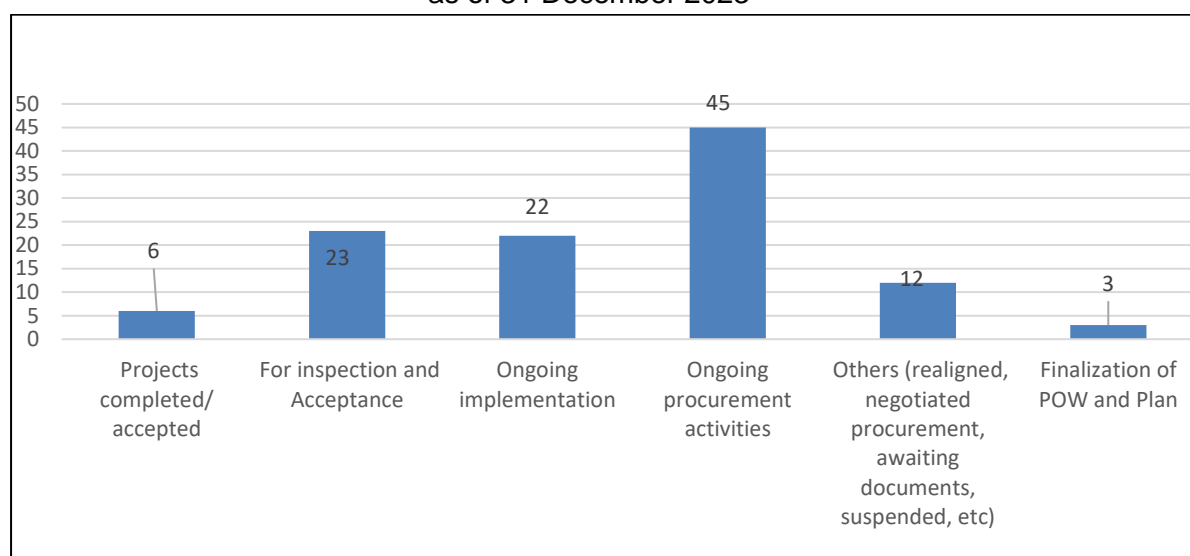
Province	Completed	Ongoing	Per Province
Batanes	1	4	5
Cagayan	16	1	17
Isabela	21	7	28
Quirino	4	0	4
Nueva Vizcaya	38	1	39
<b>Total</b>	<b>80</b>	<b>13</b>	<b>93</b>

Source: DOH RO2 4<sup>th</sup> Quarter 2023 RPMES Report

#### b. CY 2023

For FY 2023, of the 111 projects, only six projects were completed and accepted, 23 projects are ready for inspection and punch listing prior to turn-over and acceptance of completed works, 22 are ongoing, and 45 projects are still in their procurement stage. There are also 12 projects that were re-aligned, and suspended due to revisions and three for finalization of POW and Plan.

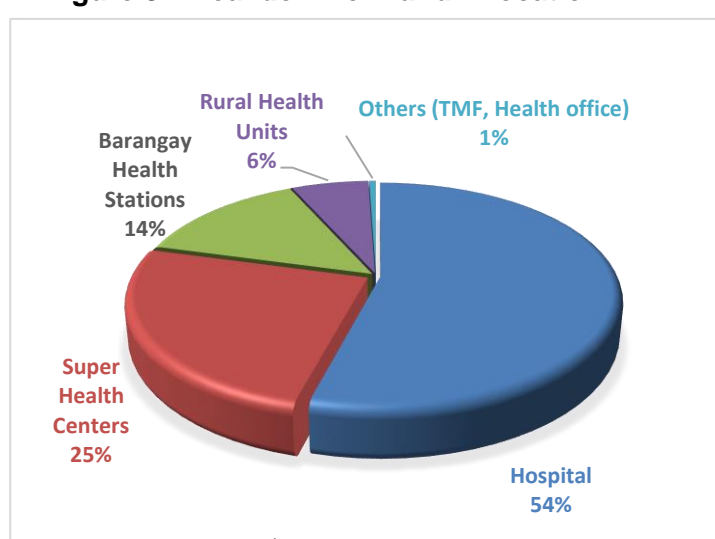
**Figure 7: Status of CY 2023 HFEP Projects**  
as of 31 December 2023



Source: DOH RO2 4<sup>th</sup> Quarter 2023 RPMES Report

For the CY 2023 fund allocation per project component, about 54 percent of the total project costs were allocated for upgrading, repair, rehabilitation, or improvement of hospitals/ medical center and other related facilities amounting to PHP297 million. This is followed by the new construction of Super Health Centers with a total allocation of PHP141.24 million at 22 percent; construction, repair, renovation, or rehabilitation of Barangay Health Stations (BHS) with a total allocation of PHP77.63 million or 14.09 percent; and 6.17 percent is allocated for the establishment, repair, or improvement of the Rural Health Units (RHU) and its related or complement facilities amounting to PHP34 million. Aside from these, other public health facilities which include Treatment Monitoring Facility (TMF) and Municipal Health Office were allotted a total of PHP3.0 million or 0.36 percent and 0.18 percent, respectively.

**Figure 8: Breakdown of Fund Allocation**



Source: DOH RO2 4<sup>th</sup> Quarter 2023 RPMES Report

Likewise, of the CY 2023 HFEP projects, there are 18 Super Health Centers that were funded. Super Health Centers are classified into DOH- PROTOTYPE consisting of small, medium, and large models with a corresponding allocation of PHP6.5 million, PHP11.5 million and PHP15 million, respectively. These super health centers can provide all the basic health needs including specialized health services at the local level. The facility is an improved version of an RHU with a pharmacy and laboratory area as required by

primary care facilities for Philhealth accreditation. It is a more advanced version of a RHU. Table \_ \_ below shows the location, fund allocation and physical status of Super Health Centers in Region 2.

**Table 29: Super Health Centers in Region 02, FY 2023**  
as of December 31, 2023

Location	Fund Allocation (PHP million)	Physical Status
<b>a. Cagayan (6)</b>		
Aparri	10.0	Ongoing
Lallo	10.0	Ongoing
Buguey	5.0	Ongoing
Sto. Niño	10.0	Ongoing
Peñablanca	2.0	Subject for final inspection
Tuao	10.0	Ongoing procurement activities
<b>b. Isabela (6)</b>		
Maconacon	10.0	Awaiting documents from LGU
Palanan	10.0	Ongoing procurement activities
Cabatuan	5.0	Ongoing procurement activities
Jones	10.0	Ongoing procurement activities
Luna	10.0	Ongoing procurement activities
Echague	10.0	Ongoing
<b>c. Quirino (3)</b>		
Aglipay	10.0	Ongoing procurement activities
Nagtipunan	10.0	Ongoing procurement activities
Saguday	5.0	Ongoing procurement activities
<b>d. Nueva Vizcaya (3)</b>		
Kayapa	1.614	For inspection
Villaverde	2.0	Negotiated procurement
Quezon	10.0	Ongoing procurement activities

Source: DOH RO2 4<sup>th</sup> Quarter 2023 RPMES Report

Below are some of the pictures of completed Health Stations and activities undertaken by DOH Region 2 on the implementation of the HFEP FY 2022-2023



Construction of Buguey Super Health



Construction of Villaverde Super Health



Identification and verification of proposed lot for the construction of health facility together with LCEs and MHOs



Pre-Construction Meeting with the project end user and project contractor to discuss key details of the project and address early issues



Conduct of Regular Monitoring of project implementation to ensure the highest standard of quality in project implementation.



Inauguration of a completed project undertaken by LGU together with representatives for the DOH Regional Office



Preconstruction meeting with stakeholders





Construction of the Gov. Faustino N. Dy Memorial



Completed Saguday Super Health Center

## C. OBSERVATIONS

- Under the CY 2022 HFEP projects, the Sumnanga Barangay Health Station in Batanes was reported completed but the MLGU has yet to submit supporting documents. Other projects, though completed, still require additional funding for its full functionality.
- For the CY 2023, 49 projects are still under procurement stage which are mostly construction of Barangay Health Stations.
- DOH RO2 usually provides technical assistance in the preparation of building plans and program of works, conduct of pre-construction meetings and regular joint monitoring and inspection with end users to ascertain timely project completion.

## D. RECOMMENDATIONS

- DOH to ensure full functionality of completed projects and continuously monitor the implementation of ongoing and fast track the procurement activities to ensure timely implementation and completion of projects. Also pursue close coordination with the recipient LGUs on the procurement and delivery of construction materials.
- DOH to encourage LGUs to adopt strategies and best practices in monitoring these local projects. Also, concerned contractors to immediately prepare and seek approval of a catch-up plan for projects that are behind schedule.



#### 4.14. CAGAYAN ECONOMIC ZONE AUTHORITY

##### A. PROJECT PROFILE

Location	:	Sta. Ana, Cagayan
Implementing Agency	:	Cagayan Economic Zone Authority
Project Cost	:	PHP713.22 million
Implementation Period	:	CY 2022 – CY 2024

##### B. IMPLEMENTATION STATUS

The CEZA projects in 2023 have a total cost of PHP713.22 million. The construction of these facilities aims to optimize port operations and increase the number of ships docking in the port. The development of Port Irene is anticipated to boost the volume of cargoes to be transported by sea.

The ongoing Driving Range and Three Hole Golf Course is located in Barangay Visitacion, Sta. Ana, Cagayan. It is established as a leisure facility to further promote tourism and sports activity in the zone. The Distribution Lines and Street Lights were also installed in Barangay Zinungan, Sta. Ana, Cagayan.

**Table 30. Status of CEZA Projects**  
as of December 2023

Name of Project	Project Cost (in PHP Million)	Physical Accomplishment		
		Target (%)	Actual (%)	Slippage (%)
1. Port Irene Development	628.21	100.00	93.91	-6.09
• Retrofitting and Rehabilitation Works	399.67	100.00	98.91	-1.09
• Dredging and Reclamation Project, Phase 1	228.54	100.00	95.00	-5.00
2. CEZA Distribution Lines and Streetlights	11.17	100.00	100.00	100.00
3. Construction of Driving Range and Three Holes	73.84	100.00	97.88	-2.12

Source: CEZA RPMES Report

In 2023, two of the three major projects encountered delays as shown in the table. These projects include the redevelopment of Port Irene and the construction of a driving range and three-hole golf course which recorded a slippage of negative six and negative two percent, respectively. CEZA has reported that the delays were due to several factors, including the effect of the COVID-19 pandemic, and the adverse weather conditions experienced in the

area. Additionally, the contractors responsible for the delayed projects have sought an extension, and the matter is currently under negotiation and deliberation with CEZA.

The CEZA has also completed the Distribution Lines and Streetlights during the 3<sup>rd</sup> quarter of the year. This particular project involved the construction of 7.2-kilometer distribution lines and installation of 56 street lights.

#### **C. OBSERVATION**

- The delayed projects are expected to be completed in the first quarter of 2024. The setbacks were primarily attributed to the impact of the COVID-19 pandemic, even though a significant portion of the pandemic restrictions had already been eased in 2023.

#### **D. RECOMMENDATIONS**

- CEZA to conduct a thorough assessment of the progress made on the current projects to identify additional factors contributing to the delays, apart from the impact of the pandemic. Such assessment is necessary given that many of the restrictions imposed during the pandemic have already been eased in 2023.
- Continuously monitor the progress of the delayed projects to expedite their completion.



Structure of Port Irene Pier before Rehabilitation and Retrofitting Works



Structure of Port Irene Pier after Rehabilitation and Retrofitting Works



Driving Range site before Grading Works



Driving Range site after Grading Works



Facility Building of Three Holes Driving Range

# Rehabilitation and Recovery Projects



## REHABILITATION AND RECOVERY

### A. PROJECT PROFILE

Location	: Regionwide
Implementing Agency	: Office of Civil Defense RO2
Project Cost	: PHP92.106 million
Implementation Period	: CY 2023-2024

### B. IMPLEMENTATION STATUS

In 2022, several typhoons inflicted various damages to several provinces and municipalities in the region. These include Super Typhoon Karding that devastated the province of Quirino, Typhoon Paeng that inflicted damages to the municipalities of Amulung, Pamplona and Tuao in Cagayan and Villaverde in Nueva Vizcaya. Tropical cyclones Maymay, Neneng and Obet also affected the municipalities of Gonzaga, Gattaran and Santa Praxedes in Cagayan.

In 2023, the National Disaster Risk Reduction and Management Council (NDRRMC) allocated PHP92.106 million for the recovery and rehabilitation interventions in the above-cited areas. As of December 31, 2023, the provision of Emergency Housing Assistance Program (EHAP) to totally and partially damaged houses by Typhoon Paeng in the municipalities of Amulung, Pamplona and Tuao in Cagayan and Villaverde, Nueva Vizcaya were completed. Meanwhile, repair works of damaged road sections in Nagtipunan, Quirino are still ongoing and ahead of schedule. The repair of the slope protection of Sicul Communal Irrigation System, repair of Nagbabacalan Diversion Dam and repair of the protection wall of Dummun River Irrigation System Diversion Dam are still under procurement process.



Before and after photo of the damaged section of road in Nagtipunan, Quirino where ongoing rehabilitation works are being implemented.



**Table 31: Status of the Rehabilitation and Recovery Projects**  
as of December 2023

<b>Name of Project</b>	<b>Appropriation (in PHP million)</b>	<b>Utilization Rate (%)</b>	<b>Target OWPA (%)</b>	<b>Actual OWPA (%)</b>	<b>Slippage (%)</b>
<b>Typhoon Paeng</b>					
EHAP (Totally Damaged) in Amulung, Pamplona and Tuao, Cagayan	0.50	100	100	100	
EHAP (Partially Damaged) in Villaverde, Nueva Vizcaya	0.19	100	100	100	
<b>Super Typhoon Karding</b>					
Repair along Jct. Abbag-Nagtipunan-N. Vizcaya Road	7.285	63	60.9	93	33.9
Repair along Jct. Abbag-Nagtipunan-Nueva Vizcaya Road via Dupax San Pugo, Nagtipunan, Quirino	15.431	45	35.73	68.37	32.64
<b>Tropical Cyclones Maymay, Neneng and Obet</b>					
Repair of Slope Protection of Sicul Communal Irrigation System in Santa Praxedes	10.00	0	Under procurement		
Repair of Nagbabacalan Diversion Dam in Gonzaga	48.70	0			
Repair of protection wall of Dummun River Irrigation System in Gattaran	10.00	0			
<b>Total</b>	<b>92.106</b>	<b>19.88</b>	<b>21.31</b>	<b>44.70</b>	<b>23.39</b>

### C. OBSERVATIONS

- The efficient implementation of the Emergency Housing Assistance Program provided the affected population greater capacity for faster recovery from the effects of the disaster.
- The contractor's fast action in the implementation of repair works along the damaged road section in Nagtipunan, Quirino ensured safer transport in the particular area.

### D. RECOMMENDATION

- Rehabilitation projects should be designed to be more resilient against the effects of natural disasters such as floods, typhoons and earthquakes.



Repair of damaged road section along the Jct. Abbag-Nagtipunan-Nueva Vizcaya Road



Damaged section of the Dummun River Diversion Dam and the on-going coffer damming activities as part of the rehabilitation works



Damaged section and ongoing rehabilitation of the Nagbabacalan Diversion Dam in Gonzaga, Cagayan

# Peace, Security and Development

## **ENHANCED COMPREHENSIVE LOCAL INTEGRATION PROGRAM (ECLIP)**

### **A. PROJECT PROFILE**

Location	: Cagayan, Isabela, Nueva Vizcaya and Quirino
Implementing Agency	: Department of the Interior and Local Government
Project Cost	: PHP3.75 million (May to October 2021) PHP7.23 million (January to September 2022) PHP1.77 million (January to March 2023)
Implementation Period	: 2018 - present

### **B. IMPLEMENTATION STATUS**

#### Construction of Halfway Houses

Halfway houses for the provinces of Cagayan, Isabela and Quirino were all completed. The province of Nueva Vizcaya also submitted a Letter of Intent (LOI) to the DILG - National Barangay Operations Office for the construction of halfway houses

#### Package of Financial Assistance to Former Rebels

- Fund for May-October 2021

The total disbursed package for financial assistance (PFA) includes the PHP3.75 million for the period May 17 to October 22, 2021 which was released only in CY 2022 to 79 NPAs and 68 Militia ng Bayan in Cagayan, Isabela, Nueva Vizcaya and Quirino; and reward for 37 surrendered firearms from May 2021 to December 15, 2022.

- Fund for January-September 2022

During the period, a total of PHP7.23 million fund was requested and subsequently downloaded in CY 2022 to provide PFA to 44 NPAs, 32 Militia ng Bayan and rewards for 30 surrendered firearms. The beneficiaries come from the provinces of Isabela and Nueva Vizcaya.

The total released fund of PHP10.98 million represents a 91.05 percent fund utilization rate. The DILG is waiting for the release of the SARO for the PHP1.08 million requested fund for the eight NPAs and 19 Militia ng Bayan from the provinces of Isabela, Quirino and Nueva Vizcaya, including the assistance for the four surrendered firearms.

Funding requests for immediate assistance and livelihood assistance remunerations were submitted to DILG National Barangay Operations Office through ECLIP-IS for 27 FRs amounting to PHP1.08 million.

A total of 147 former rebels were enrolled to ECLIP and if found qualified, they are to receive financial assistance packages. As of December 31, 2023, 129 of these FR beneficiaries have already received their packages. However, there are still 18 FRs who are waiting for the approval of their claims. Their ECLIP enrollment and processing was delayed due to incomplete documentation for their requested PHP0.42 million financial assistance.

These 18 ECLIP Claims are not yet re-submitted due to inconsistencies in the documentary requirements as of February 23, 2024.

- Fund for January-March 2023

During a specific period, a total of PHP 1,773,330.29 million financial assistance was downloaded to DILG Provinces for the payment of DILG Package of Financial Assistance to 11 FRs and remuneration for the 10 surrendered firearms.

### **C. OBSERVATION**

- Provision of financial assistance to FRs for their livelihood is essential in helping reintegrate and mainstream them back to the government's fold. Integration and business plans were prepared by the Provincial Social Welfare Development Office (PSWDO) as basis for the implementation and monitoring of the financial assistance provided them.

### **D. RECOMMENDATIONS**

- DILG to follow up for the immediate release of funds to ensure timely delivery of financial assistance to beneficiaries. The PSWDO can tap the services of other agencies such as TESDA, DTI, DA, DOST, SUCs, etc. to sustain the mechanism in implementing the livelihood program for FRs.
- The Provincial LGU should follow up and assist the 18 individuals to complete their required documents.
- Conduct briefing sessions for new rebel returnees to clearly explain to them the documents required for financial assistance to facilitate submission of the same.



# PROVINCIAL GOVERNMENTS' MAJOR PROGRAMS AND PROJECTS



# Provincial Government's Major Programs and Projects

## Provincial Governments' Major Programs and Projects

In 2023, a total of 122 major programs and projects were implemented to advance the development agenda of the Provincial Local Government Units of Batanes, Isabela, and Nueva Vizcaya. These include programs, projects and initiatives in enhancing connectivity, implementing flood mitigation projects to safeguard public infrastructure, and constructing multipurpose facilities that can contribute to the government's efforts in providing social services. Moreover, these projects, with a combined budget of PHP2.39 billion, are financed either through national or local funding, as well as through the province's own funds, revenues or borrowings from domestic sources.

As of December 31, 2023, a total of 58 (47.54%) infrastructure projects were completed while 63 (51.64%) projects are still ongoing. There is only one (0.82%) project that has been reported as either suspended or terminated, as shown in the table below.

**Table 32. Status of Projects Implemented, by Province**  
as of December 31, 2023

Province	Allocation (in PHP Million)	Number of Projects					Fund Source
		Completed	Ongoing	Suspended/ Terminated	NYS	Total	
Batanes	867.81	30	34	0	0	64	GAA 2023, World Bank
Isabela	788.29	13	25	0	0	38	LDF
Nueva Vizcaya	758.54	15	4	1	0	20	LDF
<b>TOTAL</b>	<b>2,394.64</b>	<b>58</b>	<b>63</b>	<b>1</b>	<b>0</b>	<b>122</b>	

Source: Submitted RPMEs Reports of Provinces

### A. Provincial Government of Batanes

The province reported 64 projects with a total allocation of PHP857.81 million. These projects are currently being implemented by various offices such as, the Provincial Government of Batanes (2), Batanes General Hospital (3), and DPWH-Batanes District Engineering Office (59). Despite several implementation challenges, 30 (46.88%) projects have been completed, while 34 (53.12%) projects are ongoing. No project has been reported as either suspended or terminated.

The province has implemented two projects, the construction of the Provincial Warehouse/Construction of PEO Bodega and the construction of Raele Gym, Phase I. The construction of Raele Gym, Phase I was completed in 2023, while the other project is currently under construction. Though the construction of the Provincial Warehouse/Construction of PEO Bodega was not yet completed, it is important to note that the project is progressing as planned and has surpassed the initial target, as shown in the table below.

**Table 33. Status of Projects implemented by PLGU Batanes**  
as of December 31, 2023

Project Title	Project Cost (in PHP Million)	Target OWPA (%)	Actual OWPA (%)	Slippage (%)
Construction of Provincial Warehouse/Construction of PEO Bodega	4.00	24.54	32.00	7.46
Construction of Raelle Gym, Phase II	4.50	100	100.00	0.00

Source: Batanes RPMES 4Q Report

The Batanes General Hospital (BGH) is implementing three projects, the Construction of Phase 1 of the BGH Warehouse and Maintenance Services Building, the Expansion/Rehabilitation of the Emergency Room (ER) and Outpatient Department (OPD) Frontline Services, and the Upgrading of Isolation Facilities. The Expansion/Rehabilitation of ER and OPD Frontline Services has been completed in 2023, while the other two projects are still ongoing. The province reported that the delays are due to the contractor's performance and late release necessary permit applications.

**Table 34. Status of Projects implemented by BGH**  
as of December 2023

Project Title	Project Cost (in PHP Million)	Target OWPA (%)	Actual OWPA (%)	Slippage (%)
Upgrading of Isolation Facilities in DOH Hospitals Region II - BGH under WB-PCERP-64-2022	13.99	75.00	55.00	-20.00
Proposed Expansion/Rehabilitation of ER & OPD Frontline Services & Renovation of RD Floor Dorm to OR/DR for Covid-19 (Design & Build Scheme)	6.67	100.00	100.00	0.00
Proposed Construction of BGH Warehouse & Maintenance Services Building, Phase I	19.99	1.70	0.13	-1.58

Source: Batanes RPMES 4Q Report

In 2023, the DPWH-Batanes District Engineering Office completed 50 projects. These projects include local road improvements, establishment of access roads to ports and tourist spots, construction of flood prevention structures, and creation of versatile facilities. The remaining nine projects are currently ongoing while nine projects are experiencing delays due to factors like adverse weather condition, difficulty in accessing the sites, and performance of contractors. The combined budget for these projects amounts to PHP72.13 million, as shown in the table below.

**Table 35. Status of Delayed Projects (>10 negative slippage)**  
as of December 31, 2023

Project Title	Project Cost (in PHP Million)	Target OWPA (%)	Actual OWPA (%)	Slippage (%)
Sn Vicente-Savidug-Chavayan-Sumnanga-Nakanmuan Rd - K0014 + (-170) - K0014 + (-069)	9.02	100.00	86.16	-13.84
Sn Vicente-Savidug-Chavayan-Sumnanga-Nakanmuan Rd - K0006 + 075 - K0006 + 350	18.67	83.41	62.17	-21.24
Construction of Rainwater Collection System (RWCS)	2.32	100.00	90.00	-10.00
Concreting of Suvek FMR Brgy. Kaumbakan, Mahatao Batanes	11.21	100.00	88.90	-11.10
Concreting of Disan FMR Brgy. San Antonio Basco, Batanes	8.31	100.00	74.30	-25.70
Construction of Classrooms- Mayan Elementary School, Itbayat, Batanes	9.20	72.08	15.00	-57.08
Construction of Classrooms-Mayan Elementary School, Itbayat, Batanes	2.97	29.28	15.00	-14.28
Repair of Uyugan Elementary School	3.71	100.00	90.00	-10.00
Repair of Sabtang National School of Fisheries	6.73	71.15	56.00	-15.15
<b>TOTAL</b>	<b>72.13</b>			

Source: Batanes RPMES 4Q Report

## B. Provincial Government of Isabela

The province reported 38 projects with a total allocation of PHP788.29 million. These projects are currently being implemented by various offices such as, the Provincial Government of Isabela (23), the Department of Agrarian Reform (14), and the Department of Health (1). Despite several implementation challenges, 13 (34.21%) projects have been completed, while 25 (65.79%) projects are ongoing. No project has been reported as either suspended or terminated.

**Table 36. Status of Projects by Implementing Agency, Province of Isabela**  
as of December 2023

Funding Agency	Number of Projects				
	Completed	Ongoing	Suspended Terminated	NYS	Total
PLGU	3	20	0	0	23
DAR	10	4	0	0	14
DOH	0	1	0	0	1
<b>TOTAL</b>	<b>13</b>	<b>25</b>	<b>0</b>	<b>0</b>	<b>38</b>

Source: Isabela RPMES 4Q Report

As of December 31, 2023, two of the 12 creek dredging/desilting projects of PLGU Isabela were completed, while 10 are still ongoing. Moreover, PLGU Isabela has successfully constructed a silage bunker in barangay Ballacayu, San Pablo. Moreover, 10 of the 14 Farm-to-Market Road projects implemented by DAR have been completed. Other ongoing projects include the rehabilitation of provincial buildings, offices, sports complex facilities, medical arts



buildings, district hospitals, and installation of solar street lights along provincial roads. No project has been reported to have incurred a double-digit negative slippage.

### C. Provincial Government of Nueva Vizcaya

The province reported 20 projects with a total allocation of PHP758.54 million. These projects are currently being implemented by the Provincial Government of Nueva Vizcaya. Despite several implementation challenges, 15 (75%) projects have been completed, while 4 (20%) projects are ongoing. However, one project has been reported as either suspended or terminated.

The construction of the Sewage Treatment Plant of the Nueva Vizcaya Provincial Hospital (NVPH) with a budget of PHP23.59 million was terminated in the first quarter of CY 2023. Out of the four projects with negative slippage, only one encountered a more than 10 percent negative slippage. The delays can be attributed to the shortage of labor workers, restricted space for construction activities, and discovery of skeletal remains during excavations, among others. The combined budget for these projects amounts to PHP180.57 million, as shown in the table below.

**Table 37. Status of Delayed Projects, Province of Nueva Vizcaya**  
as of December 31, 2023

Project Title	Project Cost (in PHP Million)	Target OWPA (%)	Actual OWPA (%)	Slippage (%)
Construction of Bahay Pag-asa Phase II	18.90	54.77	45.95	-8.82
Construction of NVPH Main (Building 1) Phase III	115.20	21.63	21.18	-0.45
Upgrading of Lamo Jct.-Hollywood-Mabasa-Inaban Road	32.07	100.00	82.00	-18.00
Construction of NVRRM Command and Control Center	14.40	7.55	3.25	-4.30
<b>TOTAL</b>	<b>180.57</b>			

# ACKNOWLEDGMENT

<b>CEZA</b>	Cagayan Economic Zone Authority
<b>DA</b>	Department of Agriculture
<b>DENR</b>	Department of Environment and Natural Resources
<b>DILG</b>	Department of the Interior and Local Government
<b>DOH</b>	Department of Health
<b>DPWH</b>	Department of Public Works and Highways
<b>DSWD</b>	Department of Social Welfare and Development
<b>MTWD</b>	Metro Tuguegarao Water District
<b>NIA</b>	National Irrigation Administration
<b>NIA-CRPIP PMO</b>	National Irrigation Administration- Chico River Pump Irrigation Project Project Management Office
<b>OCD</b>	Office of Civil Defense
<b>PG- Batanes</b>	Provincial Government of Batanes
<b>PG- Isabela</b>	Provincial Government of Isabela
<b>PG- Nueva Vizcaya</b>	Provincial Government of Nueva Vizcaya

Contributors:       Mildred B. Maglaya (SEDS)

                             Eric M. Cabutaje (Sr. EDS)

                             Giovanni I. Maguddayao (Sr. EDS)

                             Adrian Paul C. Mabatan (EDS II)

Cover Design:       Rexcy A. Medina (OJT-CSU)

Reviewed by Engr. Gerardo L. Catolos (Chief EDS)



## **Cagayan Valley Regional Project Monitoring Committee (RPMC)**



### **National Economic and Development Authority Region 2 CHAIR**



### **Department of Budget and Management Region 2 Co-Chair**

### **MEMBERS**



**Department of the Interior and Local Government  
Region 2**



**Presidential Management Staff-  
Regional Field Unit 2**



**Philippine  
Information  
Agency**

**Philippine Information Agency Region 2**



**City Government of Tuguegarao**



**Provincial Government of Batanes**



**Provincial Government of Cagayan**



**Provincial Government of Isabela**



**Provincial Government of Quirino**



**Provincial Government of Nueva Viscaya**

## **Private Sector Representatives**

**Atty. Robin James A. Gunnacao**

**Mr. Nestor Noel Q. Dayag**

**Mr. Severino M. Carub**

