



CY 2023 RPMC2 Monitoring and Evaluation Plan

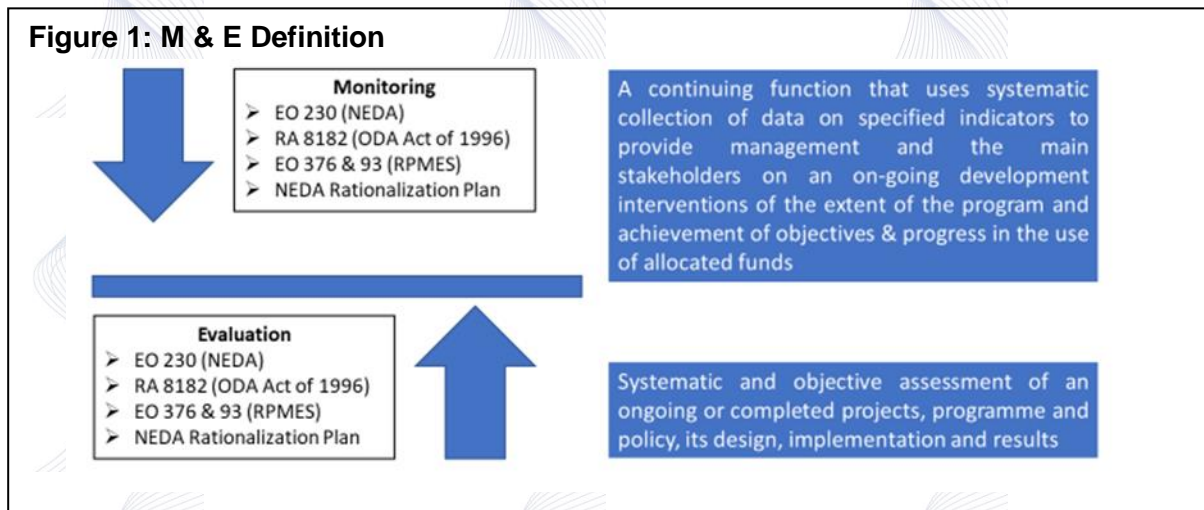


Table of Contents

1. Introduction	2
2. Objectives	3
3. Scope and Coverage	3
4. Modes of Monitoring and Evaluation	4
4.1 Table Monitoring and Evaluation	4
4.2 Field Monitoring Visits and Problem-Solving Sessions	5
Annexes:	
Programs and Projects for Table Monitoring	6
a) Official Development Assistance (ODA)	6
b) Public-Private Partnership (PPP)	7
c) Locally-Funded Programs and Projects	11
d) Provincial Government	17
Table 2. Programs and Projects for Field Monitoring Visit and/or Problem-Solving Session	18

1. Introduction

Project monitoring and evaluation is an important component in plan, program and project implementation. The Public Sector Management Process indicated that Planning, Programming, Budgeting, Implementation, Monitoring and Evaluation form a cycle that will ensure that all plans, programs and projects are implemented effectively and efficiently. Monitoring and Evaluation can be defined from the figure below.



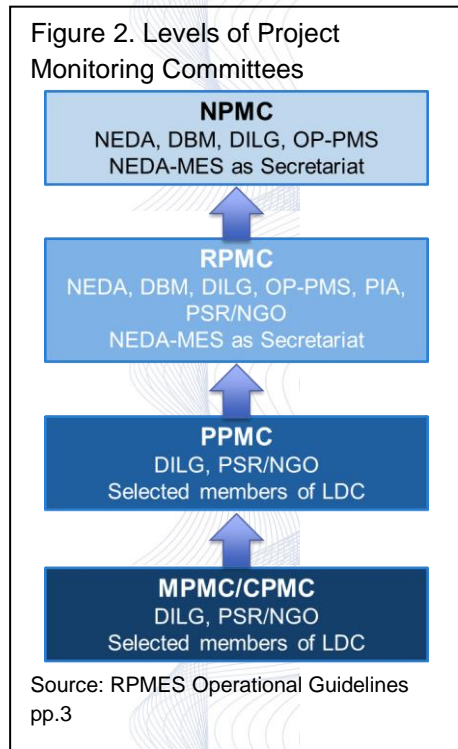
Monitoring is conducted to improve program or project performance and to provide information to all stakeholders. It will capture the extent to which inputs are made available, how critical activities are being carried out and whether the expected outputs are being delivered. This can be used to take appropriate actions for the program or project implementation. On the other hand, Evaluation is undertaken to improve future programs and projects through feedback of lessons learned and to disclose information to stakeholders. Evaluation results may trigger changes of policy priorities, introduce new implementation models, create new programs, stop programs that do not work, reallocate resources to programs that deliver higher results/impact and those that are more cost-effective.

As indicated in the figure above, the National Economic and Development Authority (NEDA) and the Regional Development Council (RDC) are mandated to conduct Project Monitoring and Evaluation. To fulfill this mandate, the Regional Project Monitoring and Evaluation System (RPMES) was established through Executive Order (EO) No. 376 dated 02 November 1989 as a mechanism to facilitate project implementation, monitoring, and evaluation. The System presents the processes and procedures in monitoring and evaluating programs and projects at the national, regional, and sub-national levels. This also involves the generation of information on the overall physical and financial status of program and project implementation.

The Regional Project Monitoring Committee (RPMC) was created and tasked to implement the RPMES. NEDA, being the Secretariat of the RPMC, prepares the quarterly RPMES Reports that present the implementation status of major programs and projects in the region.

The RPMC-Project Monitoring Team (PMT), whose members are the designated staff of the member-agencies and the three PSRs, are responsible for the conduct of field monitoring visits (FMV) and problem-solving sessions (PSS), particularly for programs and projects with significant negative slippage or those experiencing implementation problems. The good implementation practices that are worth replicating are also noted during FMVs.

To commence the monitoring and evaluation (M&E) process, the RPMC Secretariat prepares an Annual **M&E Plan** to serve as guide in the M&E activities for the year. The M&E Plan provides the list of priority programs and projects to be covered in the quarterly RPMES report and to be monitored and evaluated during the year.



2. Objectives

The CY 2023 M&E Plan aims to provide a list of programs and projects for monitoring and evaluation during the year, together with their planned monitoring schedule.

3. Scope and Coverage

This M&E Plan covers the following ongoing regional programs and projects and those implemented by provincial governments:

- a. Those listed in the Philippine Investment Program (PIP);
- b. ICC-approved programs and projects;
- c. President's priority programs and projects (infrastructure flagship projects and SONA-identified);
- d. Official Development Assistance (ODA)

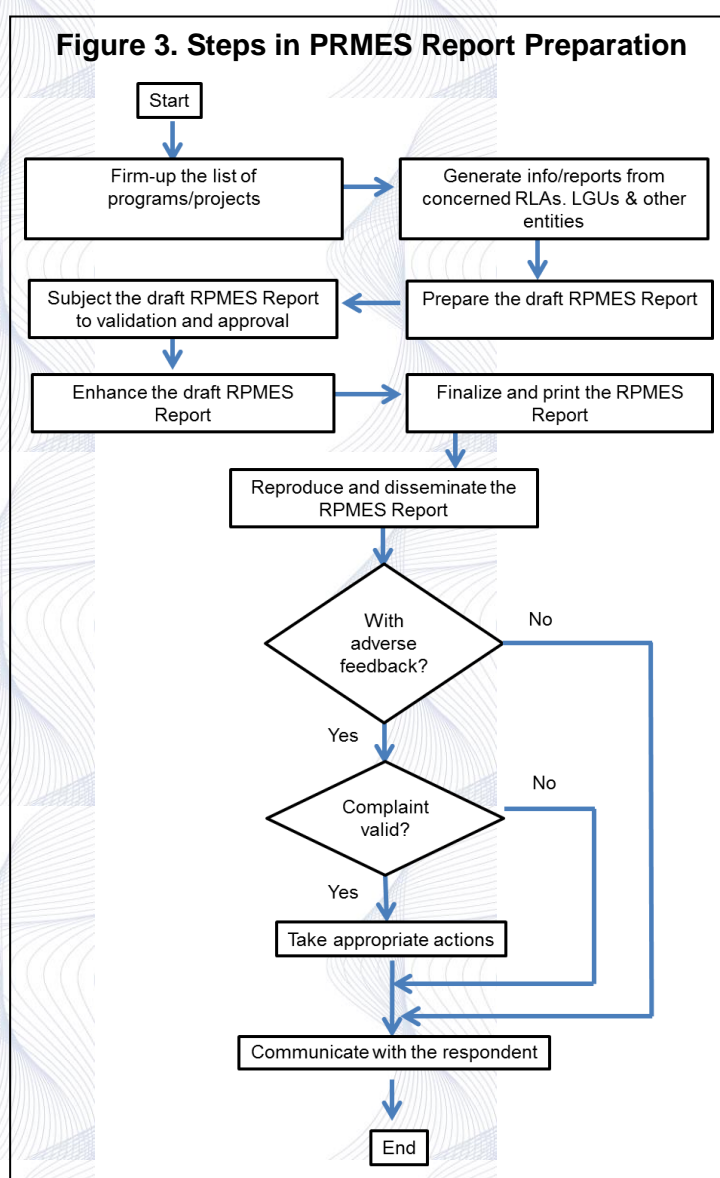
- e. Peace, security, and development sector-related programs and projects to end local communist armed conflict (ELCAC);
- f. Those that are related to disaster or emergency rehabilitation and reconstruction;
- f. Critical and high impact to the region's development;
- g. Covers two or more provinces; and
- h. Flagship programs and projects of provincial local government units.

4. Modes of Monitoring and Evaluation

4.1 Table Monitoring and Evaluation

Programs and projects for table monitoring and evaluation generally include all the listed priority programs and projects in this M&E Plan (see *Table 1*). Additional programs and projects raised for monitoring and evaluation by implementing agencies will also be included, as necessary.

The accomplishment reports regularly submitted by the implementing agencies serve as basis in monitoring and evaluating the implementation status or performance of these programs and projects. This is documented through the quarterly RPMES report in MS-Excel format. A narrative report is also prepared every semester.



4.2 Field Monitoring Visits and Problem-Solving Sessions

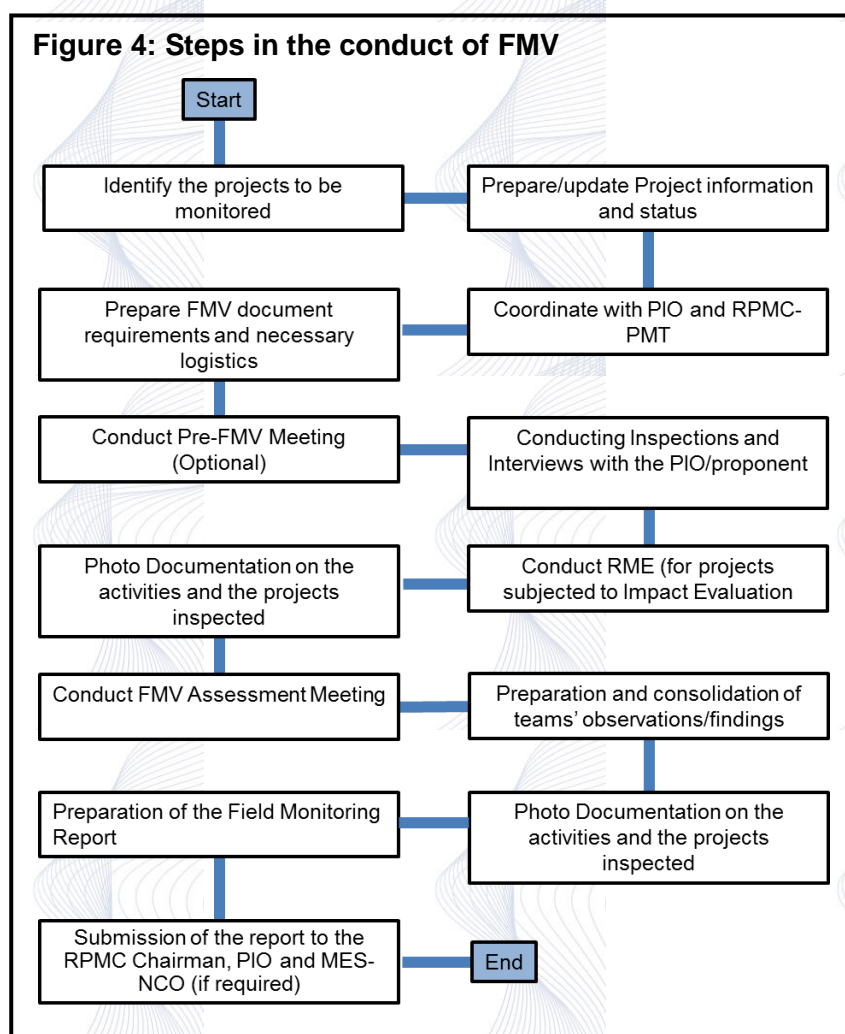
Programs and projects for Field Monitoring Visit (FMV) and/or problem-solving sessions (PSS) are identified based on any of the following criteria:

- a. ODA-funded programs and projects;
- b. Programs and projects encountering implementation problems;
- c. Programs and projects incurring at least negative 15 percent physical slippage as per Presidential Decree No. 1870, series of 1983, DPWH Department Order No. 193 s. 2016, and other similar issuances; and
- d. Programs and projects with good implementation practices that are worth replicating.

FMVs and/or PSS primarily aim to validate the physical status of projects, to determine the causes of delays and ascertain whether these are justifiable or not, and to provide remedial action and/or recommendations to implementers to fast track the completion of programs and projects. These are conducted by the RPMC-PMT at least once in every quarter.

As necessary, the RPMC implements blended or hybrid Field Monitoring Visits. This strategy involves the participation of the Provincial Project Monitoring Committees (PPMC) and implementing agencies for field monitoring visits. The Zoom platform is utilized for meetings and on-site visits with the PPMC and the implementing agency.

Figure 4: Steps in the conduct of FMV



The list of priority programs and projects for FMV and/or PSS during the year are presented in *Table 2*. The details of the projects reflected in *Table 1* shall serve as basis of the PMT during the actual conduct of the quarterly monitoring visit.

Table 1: Programs and Projects for Table Monitoring

Program/ Project Title	Implementing Agency	Brief Description	Funding Source & Total Project Cost	Location	Implementation Period/ Physical Status as of December 31, 2022
A. Foreign-Assisted of Official Development Assistance (ODA)- funded projects					
1. Philippine Rural Development Program (PRDP) <ul style="list-style-type: none"> I-BUILD I-REAP 	DA	This is a 10-year project designed to establish the government platform for a modern, climate-smart, and market-oriented agri-fishery sector. Key infrastructure, facilities, technology, and information that will raise income, productivity, and competitiveness in the countryside will be provided.	World Bank, GOP, LGU / ₱3.89 Billion (I-BUILD & I-REAP only)	Batanes, Cagayan, Isabela, Nueva Vizcaya & Quirino	CY 2014-2024 <ul style="list-style-type: none"> I-BUILD-65.8% with 13 newly approved sub-projects under Additional Financing 2 I-REAP- 71.75%
2. Forestland Management Project (FMP)	DENR	<p>This foreign-assisted project aims to strengthen forestland management in three critical river basins through the implementation of collaborative and comprehensive Community-Based Forest Management strategies.</p> <p>The project covers watershed areas of CAR, Regions 2, 3, and 6 and major river basins, namely, Upper Magat and Cagayan River Basin, Upper Pampanga River Basin and Jalaur River Basin. In Region 2, the nine sub-watershed areas in the provinces of Nueva Vizcaya and Quirino are covered by the project.</p>	<p>JICA - ₱38.29 Million (as of Dec 2016- Region 02 component)</p> <p>Total Project Cost for the 4 regions- ₱5.87 Billion</p> <p>₱371.291 million for Region 2</p>	Nueva Vizcaya and Quirino	March 2012-July 2023 97.62%
3. Chico River Pump Irrigation Project	NIA	The project involves the installation of six units of electric motor driven pumps, the construction of pumping station and appurtenant, and the construction of irrigation canals, facilities, and other appurtenant structures. It aims to provide substantial and timely water supply for irrigation in support of the agricultural development. The Project will irrigate around 8,700 hectares and benefit approximately 4,350 hectares thereby	<p>₱4.372 Billion (Original)</p> <p>₱4.497 Billion (Revised)</p>	Tuao and Piat, Cagayan and Pinukpuk, Kalinga	CY 2018-CY 2022 98.82%

Program/ Project Title	Implementing Agency	Brief Description	Funding Source & Total Project Cost	Location	Implementation Period/ Physical Status as of December 31, 2022
		serving 21 barangays in Tuao and Piat in Cagayan and Pinukpuk in Kalinga.			
4. Quirino Integrated Rural Development Project Phase II	PG-Quirino	The QIRD Project Phase 2 is funded by KOICA as a follow-up project to the QIADP. This involves the implementation of agroforestry farms, vegetable production, water system, cattle breeding station, cattle distribution, and value chain formation to improve the source of livelihood of the farmers.	₱479.39 million or \$9.5 million <ul style="list-style-type: none"> ODA-KOICA- ₱425.21 Million PLGU Quirino- ₱54.18 Million 	Cabarroguis , Diffun and Aglipay, Quirino	January 2018- December 2022 83.68% Overall accomplishment
5. Water District Development Sector Project (WDDSP) (New)	MTWD	The WDDSP is a \$60 million loan from the Asian Development Bank ordinary capital resources and \$2 million from the Urban Environmental Infrastructure Fund under the Urban Financing Partnership Facility. The objective of the project is to allow water districts to expand and rehabilitate supply systems and build pilot sanitation facilities. The LWUA Management approved PhP2.98 billion (US\$58.43 million) of loan and PhP13.21 million (US\$0.26 million) of grant to be provided to 12 water districts covering 12 water supply and 2 sanitation subprojects.	ADB Loan Amount: \$5,834,799 (₱297,574,725)- allotted for MTWD	Tuguegarao City	Loan agreement signed in 22 April 2016 and became effective 17 Feb 2017

Program/ Project Title	Implementing Agency	Brief Description	Funding Source & Total Project Cost	Location	Implementation Period/ Physical Status as of December 31, 2022
B. Public-Private Partnership (PPP)- funded projects					
City of Ilagan Water	City of Ilagan	Project cost: 896 million	Php896 million	City of	

Program/ Project Title	Implementing Agency	Brief Description	Funding Source & Total Project Cost	Location	Implementation Period/ Physical Status as of December 31, 2022
District Bulk Water Project (New)	Water District (CIWD)	Status: under construction Scheme: JV	(\$17.08M) Private Proponent: Filipinas Tubig Holdings Inc	Ilagan	
Concession Agreement for the Cauayan City Entertainment and Cultural Center (New)	Cauayan City LGU	Status: Under construction Scheme: Concession Agreement	Php300 million (\$5.91M) Ropali Realty Management and Development Corporation	Cauayan City	
Cauayan City Mega Market (New)	Cauayan City LGU	Establishment of a new public market at a different location in Cauayan City in order to promote economic growth on other parts of the city and decongest the city center of Cauayan City. The project involves the construction, development, operation and management of the proposed mega market.	Php. 300M (\$5.76M) Private Proponent: Ropali Realty Management and Development Corporation	Cauayan City	Status: under construction Scheme: Build Own & Operate Cooperation period: 25 years
Tuguegarao Septage Management (New)	Tuguegarao City LGU	The Project involves the financing, design, construction, development, and operation of Tuguegarao City's septage management system with the following components: 1. Finance, design, construction, operation, and maintenance of septage treatment plant with a	Php110.49 \$2.15M Private Proponent: Envirokonsult	Tuguegarao City	PPP Structure: Joint Venture (JV) agreement Cooperation Period: 25

Program/ Project Title	Implementing Agency	Brief Description	Funding Source & Total Project Cost	Location	Implementation Period/ Physical Status as of December 31, 2022
		<p>capacity of 80 cubic meters per day;</p> <p>2. Conduct of Census, Collection, Transport, Treatment of Sludge and Septage and proper disposal or re-use of Biosolids treated effluent and residual bio-solids.</p> <p>Components:</p> <p>1. Provision of a fully mechanized Septage Treatment Facility with a rated capacity of 80 cubic meters per day (cmd) and of ancillary facilities;</p> <p>2. Provision of desludging services and facilities;</p> <p>3. Provision of the necessary manpower, manuals and processes for the operation of the Project facilities; and</p> <p>4. Conduct census, septage collection and transport, treatment and disposal of septage.</p>	Equipment and Services, Inc.		<p>years</p> <p>Status: Notice of Award issued on Jan 11, 2022</p>
Redevelopment of the Port Irene (New)	CEZA	<p>The rehabilitation and development of the port is divided into two major components. The rehabilitation and upgrading of the existing facilities, including the extension of the existing pier shall be undertaken by the private sector while the construction of the 250-meter breakwater shall be chargeable to CEZA equity. The rehabilitation and upgrading of the existing facilities have the following phases:</p> <p>Phase I – immediate port upgrading including repairing, lengthening and widening of the existing berth; developing of a container yard;</p>	<p>Php3.941B (\$84M)</p> <p>Private Proponent: Asia Pacific International Terminals Incorporated</p>	Sta Ana, Cagayan	<p>Scheme: Build Operate and Transfer</p> <p>Status: Under pre-construction</p> <p>Cooperation period: 2000-2025</p>

Program/ Project Title	Implementing Agency	Brief Description	Funding Source & Total Project Cost	Location	Implementation Period/ Physical Status as of December 31, 2022
		<p>provision of cold storage facilities and general cargo warehousing.</p> <p>Phase II – Construction of additional berths to accommodate up to 300,000 TEUs; expansion of the container yard area.</p> <p>Phase III – Construction of additional berths to accommodate an incremental capacity of up to 200,000 TEUs; proportionate expansion of the container yard and acquisition of modern equipment for cargo handling and storage.</p>			
PPP for School Infrastructure Project Phase II (PSIP II) - Package A (New)	Department of Education		\$44.04M	Multiple Regions (R1,2,3,CAR)	<p>Private Proponent: Megawide Construction</p> <p>Scheme: Build Transfer</p> <p>Status: reported as concluded & turned-over by DBM ao Feb 2022</p>

Locally-Funded Programs and Projects

Program/ Project Title	Implementing Agency	Brief Description	Funding Source & Total Project Cost	Location	Implementation Period/ Physical Status as of December 31, 2022
2.1. Agriculture Development Programs and Projects					
1. Dibuluan River Irrigation Project	NIA	The project when completed is expected to irrigate 2,080 hectares of agricultural lands in San Agustin, Isabela	GAA/ ₱777.86 Million	San Agustin, Isabela	CY 2012-2022 98.33%
2. Nassiping Pump Irrigation Project	NIA	The project when completed will irrigate 1,028 hectares of rain-fed rice-based areas in Gattaran, Cagayan.	GAA/ ₱535.36 Million	Gattaran, Cagayan	CY 2015-2022 89.44%
3. Tumauni River Multi-Purpose Project (Preliminary activities)	NIA	The project involves the construction of an 81.6 meters central core zoned type of rock and earth fill storage dam across the Tumauni River in Brgy. Antagan, Tumauni, Isabela, an after bay dam, new irrigation facilities as well as improvement/ upgrading of existing facilities, institutional development and watershed management. The project is intended to serve 8,200 hectares of agricultural land.	GAA/ ₱8.58 Billion	Tumauni, Isabela	CY 2018-2022 Overall Total-74.31%
2.2. Environment Development Programs/Projects					
4. National Greening Program (NGP)	DENR	The NGP is a massive introduction of forest tree species and fruit-bearing trees in open areas within private and public lands.	₱32.99 M (2022)	Batanes, Cagayan, Isabela, Nueva Vizcaya and Quirino	Seedling production- 109.89% Protection & maintenance- 100%
2.3 Infrastructure Development Programs/Projects					
1. Convergence & Special Support Program CY 2021 (DOT-DPWH)	DPWH	This program involves the construction of 53 road projects leading to different tourist destinations in the five provinces of Region 02.	₱667.905 Million	Batanes, Cagayan, Isabela, Nueva Vizcaya, Quirino	97.94%
2. Convergence & Special Support Program CY 2022 (DOT-DPWH)	DPWH	This involves the construction of 56 ecotourism projects leading to different tourist destinations in five provinces in Region 2	₱748.027 Million	Batanes, Cagayan, Isabela, Nueva Vizcaya, Quirino	82.79%

Program/ Project Title	Implementing Agency	Brief Description	Funding Source & Total Project Cost	Location	Implementation Period/ Physical Status as of December 31, 2022
3. DTI-DPWH Convergence Program- CY 2021-2022	DPWH	It involves the construction of roads leading to agricultural production area in the region: CY 2021-80 projects CY 2021-67 projects	₱1.29 Billion (2021) ₱849.25 Million (2022)	Batanes, Cagayan, Isabela, Nueva Vizcaya, Quirino	CY 2021- 1000% CY 2022-92.58%
4. Camalaniugan Bridge Project	DPWH	The Camalaniugan bridge project is a Design and Build Project under a multi-year contractual authority from 2018 to 2023. This project will cross the Cagayan River from Camalaniugan to the western side of Aparri.	₱2.437 Billion Releases up to 2022- ₱1.006B 2023-₱520M 2024& beyond- ₱911.434M	Camalaniugan, Cagayan	43.21% overall
5. Amulung Bridge Project	DPWH	The Amulung bridge project is a multi-year contract authority from 2020-2023. The project that will span the east and west bank of the Cagayan River will link Amulung to other western Cagayan municipalities.	₱705.45 Million (2020-2022)	Amulung, Cagayan	43.27% overall
6. Bambang Bypass Road	DPWH	The construction of the Bambang by-pass involves the construction of 4-lane, 13.4-meter carriageway width, 300-mm thickness concrete road including the 30 lineal meters. Almaguer bridge and RROW acquisition. This project once completed will reduce travel time and decongest traffic along the Daang Maharlika in Bambang Nueva Vizcaya.	₱537.85 Million (2018-2022) 2023-₱240M	Bambang, Nueva Vizcaya	FY 2018-2021 target completed FY 2022-53.5% Overall-64.17%
7. Naguilian Bridge project (New)		The bridge is projected to have a length of 687.80 lin. meters parallel to the existing Naguilian Bridge. It will be erected just beside the existing bridge on its upstream side which will cross the Cagayan River with 5-span Pre-stressed Concrete Box Girder (376.10 lin. meters) and 8-span Pre-stressed Concrete Deck Girder (311.70 lin. meters; carriageway width is 7.32m; both abutments and piers rest on group of piles. This project is under the Multi-Year Contractual Authority (MYCA), FY 2020 to FY 2023.	₱965.368M 2020-2022 ₱486 Million 2023-₱300M 2024&beyond- ₱179.368M	Naguilian, Isabela	2020-2022- target completed Overall- 53.70%

Program/ Project Title	Implementing Agency	Brief Description	Funding Source & Total Project Cost	Location	Implementation Period/ Physical Status as of December 31, 2022
8. Santiago City Circumferential bypass road (New)	DPWH	This Circumferential Bypass Road consists of four (4) segments; the 1st Segment which is 4.433 km long including 4 bridges, was completed in 2016 and its widening works started in 2019. At present, a portion of the 4th segment is ongoing. The total length of the 4th Segment is 4.30 km. This project consists of road opening and concreting, construction of slope protection works, earthworks, drainage structure and other miscellaneous structures. The core business market area of the City of Santiago is confined within the brim of the circumferential road which has a total length of 19.71 km. The four-lane road will have a 14m carriageway width, 300mm thickness and a roadbed width of 30m.	₱1.658B 2020-2022 ₱734.79M 2023-₱360M 2024&beyond- ₱563.219M	Santiago City, Isabela	FY2014, 2015-2022- targets completed Overall- 38.33%
9. Tuguegarao West Diversion Road (New)	DPWH	Construction of 4-lane, 13.4m carriageway width, 300mm thickness, concrete road with a total length of 8.6106 km. including RROW acquisition.	2019-2022 ₱775 Million 2023-₱300M 2024& beyond- ₱1.471B	Tuguegarao City	FY 2018-2020- targets completed FY2021-2022- on-going Overall-39.35%
10. Tuguegarao-Solana Diversion Road (New)	DPWH	Construction of 3.42km, 4-lane road with a width of 3.35m per lane and construction of 2-lane permanent bridge with a length of 1,635.0m. A parallel bridge is proposed for future funding after the completion of the 2-lane bridge and road components.	2018-2020 ₱275.5 Million 2022- ₱84.03M 2023-₱600M 2024&beyond- ₱3.428Billion	Tuguegarao & Solana, Cagayan	FY2018-2020- targets completed FY2022-15%
11. Itawes bridge (New)	DPWH	The Proposed Itawes Bridge is projected to have a length of 586.00 linear meters with two 3.66-meter carriageway with 1.50-meter sidewalk on both sides, crossing the Chico River. The bridge will be constructed using one 4-span and three 3-span continuous steel plate girder at 45 meters per span with total of 13 spans; both abutments and piers rest on bored piles.	₱967.079 Million 2022- ₱120M 2023-₱300M 2024& beyond- ₱547.079M	Tuao, Cagayan	FY2022 target- 22.29% Overall-2.73%

Program/ Project Title	Implementing Agency	Brief Description	Funding Source & Total Project Cost	Location	Implementation Period/ Physical Status as of December 31, 2022
12. Pinacanauan Bridge 2 (New)	DPWH	The project involves construction of a four-lane road with a total length of 1.38 km and all-weather bridge with a total length of 532.30 lineal meters. It is composed of 4-span Pre-stressed Concrete Girder and 5-span Continuous Box Girder. A parallel bridge (Stage 2) is proposed for future funding upon completion of the 2-lane bridge and road components.	₱2.10 Billion 2022-₱150 Million 2023-₱120M 2024& beyond- ₱1.83B	Tuguegarao City	FY2022 target-28.85% Overall-2.06%
13. Siffu Bridge (New)	DPWH	The Bridge is projected to be a 4-lane bridge having a length of 331.15 lin. meters with approaches of 373.39 m. It will be erected at approximately 3.50 meters above the existing temporary steel bridge which crosses the Siffu River with 11-span at 30 meters Pre-stressed Concrete Girder. The bridge has a carriageway width of 14.64 meters and a clear width shoulder of 1.2 meters with a baluster type railing. Both abutments and piers rest on bored piles. Funded under Multi-Year Contractual Authority (MYCA), FY 2019 to FY 2022.	₱590 Million CY 2020- 2023-₱390M 2023-₱200	Roxas, Isabela	FY2019-2022- targets completed Overall-75.66%
14. Health Facilities Enhancement Program (HFEP)	DOH & DPWH	The project covers rehabilitation and upgrading of major hospitals in the region, including the acquisition of improved hospital facilities and the construction and improvement of RHUs and BHSs in all the 5 provinces in the region. A total of 433 projects will be constructed.	₱1.21 Billion CY 2017- ₱382.97M; CY2018- ₱593.47M CY 2019- ₱125.58M CY2020- ₱99.4M CY2021-₱5M	Regionwide	Continuing /HFEP 97%
15. CEZA Projects <ul style="list-style-type: none"> Port Irene Development Port San Vicente Wharf & Causeway Sanitary landfill 	CEZA	Cagayan Special Economic Zone and Freeport Development Projects include the Warehouse Component of the Port Irene Development amounting to ₱736.24 million in Casambalangan, the ₱155 million wharf in San Vicente, and the ₱17 million sanitary landfill construction in Diora-Zinungan, the ₱120 million Corporate center, ₱300 million Commercial center, ₱74 million driving range and 3 holes, ₱100 million sea wall, and ₱175 million site development	₱2.07 Billion	Cagayan Special Economic Zone and Freeport (CSEZFP)	CY 2019-2023 92.25% overall

Program/ Project Title	Implementing Agency	Brief Description	Funding Source & Total Project Cost	Location	Implementation Period/ Physical Status as of December 31, 2022
		works. These projects are under the “Build, Build, Build” program of the Duterte Administration.			
2.4 Peace, Security, and Development Programs/Projects					
1. Enhanced Comprehensive Local Integration Program (E-CLIP) <ul style="list-style-type: none"> Construction of Halfway House for Former Rebels for Cagayan, Isabela and Quirino CLIP Package of Financial Assistance for Former Rebels (FRs) in Cagayan, Isabela, Nueva Vizcaya and Quirino 	DILG		<p>₱15 Million (2020)</p> <p>₱3.75 Million (May to October 2021)</p> <p>₱6.17 million (Jan to June 2022) (Started in 2018) continuing</p>	Cagayan, Isabela, Nueva Vizcaya and Quirino	81.63%
2.5 Social Reform and Community Development Programs and Projects					
1. Pantawid Pamilyang Pilipino Program (4Ps)	DSWD	The Pantawid Program is the flagship poverty reduction program of the government aimed at reducing extreme poverty and increasing the human potential of the poorest households.	<p>₱2.59 Billion (2021)</p> <p>₱2.62 Billion (2022)</p> <p>Started in 2008</p> <p>Continuing program</p>	Cagayan, Isabela, Nueva Vizcaya and Quirino (poorest households in the four provinces)	<p>CY 2021- 96.70%</p> <p>102,708 beneficiaries</p> <p>CY 2022-98.46%</p> <p>104,573 beneficiaries</p>
2. Sustainable Livelihood Program (SLP)/ Livelihood Assistance Grant	DSWD	This program aims to help families cope with the changing times. Capital seed fund is provided to qualified beneficiaries for their income-generating projects to sustain their families' daily basic needs.	<p>₱202.55 Million (2022)</p> <p>Started in 2020</p>	Cagayan, Isabela, Nueva Vizcaya and Quirino	<p>171.81%</p> <p>14,985 beneficiaries</p>

Program/ Project Title	Implementing Agency	Brief Description	Funding Source & Total Project Cost	Location	Implementation Period/ Physical Status as of December 31, 2022
			Continuing program		
3. Supplementary Feeding Program	DSWD	This project is the provision of food in addition to the regular meals to currently enrolled children in day care as part of DSWDs contribution to the Early Childhood Care and Development (ECCD) Program of the government.	₱161.48 M (2022)- 12 th cycle Started in 2010 (continuing)	Regionwide	88.89% 79,742 beneficiaries
4. Social Pension Program for Indigent Senior Citizens	DSWD	The program aims to improve the living condition of indigent senior citizens to meet their daily subsistence and medical requirements and to reduce the incidence of hunger among this social sector group. A monthly stipend of P500.00 is given to qualified senior citizens aged 65 years old and above nationwide.	₱1.38 Billion (CY 2021) ₱1.46 Billion (CY 2022) Started in 2010 (continuing)	Regionwide	2021 Fund-99.71% 229,057 social pension beneficiaries 2022 Fund- 97% 237,101 beneficiaries
6. Assistance to Municipalities (AM)	DILG	The AM Program is designed to assist local government units (LGUs) in strengthening their ability to deliver basic services. It has three major components: Local Access Road, Provision of Potable Water Supply System and Disaster Risk Reduction. A total of 263 projects are being implemented in the region.	₱1.708 Billion (2018-2020)	Regionwide	99.72% 263 of the 265 projects were completed
2.6 Rehabilitation and Recovery					
1. Rehabilitation and Recovery Projects	OCD	This involves the construction and/or rehabilitation of government infrastructures such as bridges, roads, schools, hospitals, etc. damaged by disasters like typhoons and floods that hit the region under the NDRRM Fund. A total of 166 projects were funded under the NDRRM Fund.	₱913.99 Million (2018-2020)	Regionwide	94.91%- 162 projects completed, 1 is on-going, 5 were terminated and 2 were cancelled

Provincial Programs/Projects

Program/ Project Title	Implementing Agency	Brief Description	Funding Source & Total Project Cost	Location	Implementation Period/ Physical Status as of December 31, 2022
BATANES					
Major projects funded under: a. Health Facilities Enhancement Program (HFEP): 2015-2022 b. Regular Infrastructure Program: GAA 2020-2022					
CAGAYAN					
Major projects funded under: a. Development of Ballesteros Agri-Eco Tourism Park Forage Pasture Development b. Construction of 4-storey Administration Building with elevator (Phase 1) c. ELCAC funded projects					
ISABELA					
b. DRRM Projects (Construction of Evacuation Centers)	PLGU, DILG	This project involves the construction of Evacuation Centers designed to accommodate residents and displaced families affected by calamities. The centers can also be utilized as venue for trainings and seminars.	DILG-BUB, PG-Isabela-Calamity Fund/EDF ₱66.97 Million (4 Centers)	Provincewide	CY 2015-2017 /
c. Rehabilitation of Ilagan-Divilacan Road	PLGU	The project aims to repair an 82-kilometer road connecting three towns of Palanan, Divilacan and Maconacon. The Ilagan-Divilacan Road will start in Barangay Sindon Bayabo in Ilagan City and end in Barangay Dicitian in Divilacan town, providing access to the three coastal towns of Palanan, Divilacan and Maconacon.	DBP Loan/DA/ World Bank/ DSWD/DILG/P LGU/ ₱1.382 Billion	Palanan, Divilacan and Maconacon	CY 2015-2021 /
Major projects funded under: a. Philippine Rural Development Program (PRDP) b. Health Facility Enhancement Program c. DBP Loan-Funded Projects d. Capital Outlay/ EDF 2018-2019/ Supplemental Budget/ Annual Investment Program 2020 e. 20% Development Fund f. Tobacco Excise Tax g. ELCAC-Funded Project					

NUEVA VIZCAYA					
Major projects funded under: a. 20% Development Fund Projects:2018-2020 b. NDRRM 2020 GAA Fund c. LBP Loan-funded projects d. DA					
QUIRINO					
1. Quirino Integrated Rural Development Project (QIRD) Phase 2 2. ELCAC Projects		The QIRD Project Phase 2 is funded by KOICA as a follow-up project to the QIADP. This involves the implementation of agroforestry farms, vegetable production, water system, cattle breeding station, cattle distribution, and value chain formation to improve the source of livelihood of the farmers.	₱226.5 million or \$9.5 million	Cabarroguis, Diffun and Aglipay, Quirino	November 2018-December 2022

Note: Flagship projects and other major projects implemented by the province will be included for table monitoring.

Table 2. Programs and Projects for Field Monitoring Visit and/or Problem-Solving Session

PROGRAM/PROJECT TITLE	IMPLEMENTING AGENCY	FUNDING SOURCE	SCHEDULE (TENTATIVE)				REMARKS
			April	June	August	Nov.	
A. FOREIGN-ASSISTED OR OFFICIAL DEVELOPMENT ASSISTANCE (ODA)-FUNDED PROJECTS							
1. Water District Development Sector Project	MTWD	ADB		X			1 area/location
2. Chico River Pump Irrigation Project	NIA	China EXIM	X				
3. Quirino Integrated Rural Development Project Phase II	PgQuirino			X			
B. LOCALLY FUNDED PROGRAMS AND PROJECTS							
B.1. AGRICULTURE DEVELOPMENT PROGRAMS AND PROJECTS							
1. Dibuluan River Irrigation Project	NIA	GAA			X		
2. Nassiping Pump Irrigation Project	NIA	GAA	X				
B.2. ENVIRONMENT DEVELOPMENT PROGRAMS/ PROJECTS							
1. National Greening Program	DENR	GAA		X			

PROGRAM/PROJECT TITLE	IMPLEMENTING AGENCY	FUNDING SOURCE	SCHEDULE (TENTATIVE)				REMARKS
			April	June	August	Nov.	
B.3. GOVERNANCE AND INSTITUTIONS DEVELOPMENT PROGRAMS/PROJECTS							
B.4. INFRASTRUCTURE DEVELOPMENT PROGRAMS AND PROJECTS							
1. Camalaniugan Bridge Project	DPWH RO2	GAA	X				1 project
2. Amulung Bridge Project	DPWH RO2	GAA	X				
3. Nagiulian bridge	DPWH RO2	GAA	X				
4. Health Facilities Enhancement Program (HFEP)	DOH & DPWH	GAA					As requested
5. Port Irene Development Project	CEZA	GAA	X				
6. Tuguegarao West Diversion Road	DPWH	GAA		X			
B.5. PEACE, SECURITY AND DEVELOPMENT PROGRAMS/PROJECTS							
1. Enhanced Comprehensive Local Integration Program (E-CLIP)	DILG	GAA			X		
B.6. SOCIAL REFORM AND COMMUNITY DEVELOPMENT PROGRAMS/PROJECTS							
1. Assistance to Municipalities (Local Road, Water, DRR)	DILG				X		
B.7. REHABILITATION AND RECOVERY PROGRAMS/PROJECTS							
1. Rehabilitation and Recovery Projects	DSWD, DPWH, ISU, CSU, OCD	GAA					
C. PROVINCIAL GOVERNMENT PROGRAMS/PROJECTS							
Batanes							As needed
Cagayan	LGU						As needed
Isabela	LGU						As needed
Nueva Vizcaya	LGU						As needed
Quirino	LGU						As needed

Regional Development Council II
REGIONAL PROJECT MONITORING COMMITTEE (RPMC)

MEMBER - AGENCIES

DIR. DIONISIO C. LEDRES, JR.
Chairperson and
Regional Director, NEDA RO2

DIR. JONATHAN PAUL M. LEUSEN JR., CESO III
Regional Director, DILG RO2

DIR. ANGELY L. MERCADO
OIC-Regional Director, PIA RO2

HON. MARILOU H. CAYCO
Governor, Province of Batanes

HON. RODOLFO T. ALBANO
Governor, Province of Isabela
Vizcaya

HON. DAKILA CARLO E. CUA
Governor, Province of Quirino

DIR. ALICE R. TRINIDAD
Co-Chairperson and
Regional Director, DBM RO2

ENGR. JONATHAN G. LIGLIGEN
Team Leader, OP-PMS NLFU

HON. MAILA ROSARIO TING-QUE
City Mayor, Tuguegarao City

HON. MANUEL N. MAMBA
Governor, Province of Cagayan

HON. CARLOS M. PADILLA
Governor, Province of Nueva

PRIVATE SECTOR REPRESENTATIVES

ATTY. ROBIN JAMES A. GUNNACAO
MR. NESTOR NOEL Q. DAYAG
MR. SEVERINO CARUB

SECRETARIAT

Project Monitoring and Evaluation Division, NEDA Region 2

The Project Monitoring and Evaluation Division
National Economic and Development Authority Regional Office 02
#1 Dalan na Pavvurulun, Regional Government Center, Carig Sur, Tuguegarao City
Phone: (078) 304-1243 / (0915) 391-5246
email: neda_ro2@yahoo.com

Visit our website for more publications, news articles and alert reports:
<http://www.rdc2.gov.ph>; <http://neda.rdc2.gov.ph>